

DATA BASE REPORT 1997
PROVINCIAL FINANCE MODULE

SOCIAL POLICY AND DEVELOPMENT CENTRE

SPDC

LIBRARY

DATE... 17. 2. 1997

SPDC
Database Report 1997
Provincial Finance Module

1
B

Team for the preparation of
DATABASE REPORT 1997
PROVINCIAL FINANCE MODULE

Team Leader

Zafar H. Ismail

Incharge

Abdul Rauf Khan

Statistician

Abu Nasar

Research Assistants

Naveed Hamif

Asif Usman

SPDC

LIBRARY

DATE... 17. 2. 1997

SPDC
Database Report 1997
Provincial Finance Module

1
B

Team for the preparation of
DATABASE REPORT 1997
PROVINCIAL FINANCE MODULE

Team Leader

Zafar H. Ismail

Incharge

Abdul Rauf Khan

Statistician

Abu Nasar

Research Assistants

Naveed Hamif

Asif Usman

PREFACE

Trends in Provincial Finances along with the inter-provincial comparisons are crucial for future resource mobilization strategies, more fiscal efforts and indication of likely expenditure priorities in the economy. Improvement in provincial tax administration, increase in the rates and introduction of new taxes on one hand and on the other expansion in the provision of basic social services is only possible in the presence of a detailed information of both the receipts and the expenditures of each province.

Social Policy and Development Centre (*SPDC*), in this regard made an effort to construct a database on the Provincial Finances for the researchers and policy makers from different organizations engaged in the related activities. Province-wise time series database is constructed with the help of the Annual Budget Statements, Estimate of Receipts, Estimate of Charged Expenditure and Demand for Grants published by the respective Finance Ministries of the four provincial governments covering a period from 1973 to 1997, comprising of three hundred and seventeen (317) variables for each province.

Despite of various inconsistency in reported data best possible efforts were made to keep the reported information as original as possible. This information will undoubtedly go a long way in evaluating the revenue generating potential and will highlight the structural weaknesses in the taxation structure for future policy recommendations.

TABLE OF CONTENTS

| <i>Name of Variable</i> | <i>Page Number</i> | | | |
|--|--------------------|--------------|-------------|--------------------|
| | <i>Punjab</i> | <i>Sindh</i> | <i>NWFP</i> | <i>Balochistan</i> |
| Federal Tax Assignments | P - 01 | S - 01 | N - 01 | B - 01 |
| Provincial Own Tax Revenue | P - 01 | S - 01 | N - 01 | B - 01 |
| Non-Tax Revenue | P - 01 | S - 01 | N - 01 | B - 01 |
| General Revenue Receipts | P - 01 | S - 01 | N - 01 | B - 01 |
| Current revenue Expenditure | P - 01 | S - 01 | N - 01 | B - 01 |
| Revenue Surplus(+)/Deficit(-) | P - 01 | S - 01 | N - 01 | B - 01 |
| Development Revenue Receipts | P - 01 | S - 01 | N - 01 | B - 01 |
| Net Capital Receipts | P - 01 | S - 01 | N - 01 | B - 01 |
| Net Public Account | P - 01 | S - 01 | N - 01 | B - 01 |
| Dev. Capital Receipts(Public Debt) | P - 01 | S - 01 | N - 01 | B - 01 |
| Total Resources | P - 01 | S - 01 | N - 01 | B - 01 |
| Total Annual Development Programme | P - 01 | S - 01 | N - 01 | B - 01 |
| Estimated Use of Cash Balance | P - 01 | S - 01 | N - 01 | B - 01 |
| Provincial Receipts | P - 02 | S - 02 | N - 02 | B - 02 |
| Revenue Receipts | P - 02 | S - 02 | N - 02 | B - 02 |
| Tax Revenues | P - 02 | S - 02 | N - 02 | B - 02 |
| Direct Taxes | P - 02 | S - 02 | N - 02 | B - 02 |
| <i>Tax on Incomes</i> | P - 02 | S - 02 | N - 02 | B - 02 |
| <i>Income tax (share of provinces)</i> | P - 02 | S - 02 | N - 02 | B - 02 |
| <i>Taxes from Agriculture</i> | P - 02 | S - 02 | N - 02 | B - 02 |
| <i>Property and Wealth Taxes</i> | P - 02 | S - 02 | N - 02 | B - 02 |
| <i>Urban Immovable Property Tax</i> | P - 02 | S - 02 | N - 02 | B - 02 |
| <i>Ordinary Collections</i> | P - 02 | S - 02 | N - 02 | B - 02 |
| <i>Less Share of Local Bodies</i> | P - 02 | S - 02 | N - 02 | B - 02 |
| <i>Transfer of Property Tax</i> | P - 03 | S - 03 | N - 03 | B - 03 |
| <i>Land revenue</i> | P - 03 | S - 03 | N - 03 | B - 03 |
| <i>Gift Tax</i> | P - 03 | S - 03 | N - 03 | B - 03 |
| <i>Capital Gains Tax</i> | P - 03 | S - 03 | N - 03 | B - 03 |
| <i>Other Fed. Taxes</i> | P - 03 | S - 03 | N - 03 | B - 03 |
| <i>Tax on Professions, Trade & Callings</i> | P - 03 | S - 03 | N - 03 | B - 03 |
| Indirect Taxes | P - 03 | S - 03 | N - 03 | B - 03 |
| <i>Divisible Pool Indirect Taxes</i> | P - 03 | S - 03 | N - 03 | B - 03 |
| <i>Share of Customs Duty (export of cotton)</i> | P - 03 | S - 03 | N - 03 | B - 03 |
| <i>Share of Sales Tax</i> | P - 03 | S - 03 | N - 03 | B - 03 |
| <i>Share of Federal Excise Duty (Tobacco)</i> | P - 03 | S - 03 | N - 03 | B - 03 |
| <i>Share of Federal Excise Duty (Sugar)</i> | P - 04 | S - 04 | N - 04 | B - 04 |
| <i>Share of Federal Excise Duty (Gas)</i> | P - 04 | S - 04 | N - 04 | B - 04 |
| <i>Share of Royalty (Crude Oil)</i> | P - 04 | S - 04 | N - 04 | B - 04 |
| <i>Share of Royalty (Gas)</i> | P - 04 | S - 04 | N - 04 | B - 04 |
| Own Indirect Taxes | P - 04 | S - 04 | N - 04 | B - 04 |
| <i>Provincial Excise</i> | P - 04 | S - 04 | N - 04 | B - 04 |
| <i>Spirits & Fermented Products</i> | P - 04 | S - 04 | N - 04 | B - 04 |
| <i>Medicated Wines & Licquors</i> | P - 04 | S - 04 | N - 04 | B - 04 |
| <i>Medicated & Toilet Prep. Containing Alcohol</i> | P - 04 | S - 04 | N - 04 | B - 04 |
| <i>Receipts From Distilleries</i> | P - 04 | S - 04 | N - 04 | B - 04 |
| <i>Fines, Confiscations, Etc.</i> | P - 04 | S - 04 | N - 04 | B - 04 |
| Services Rendered | P - 05 | S - 05 | N - 05 | B - 05 |
| <i>Stamp Duties</i> | P - 05 | S - 05 | N - 05 | B - 05 |
| <i>Stamp Duties : Non-Judicial</i> | P - 05 | S - 05 | N - 05 | B - 05 |
| <i>Stamp Duties : Judicial</i> | P - 05 | S - 05 | N - 05 | B - 05 |
| <i>Motor Vehicle Tax</i> | P - 05 | S - 05 | N - 05 | B - 05 |

TABLE OF CONTENTS

| <i>Name of Variable</i> | <i>Page Number</i> | | | |
|--|--------------------|--------------|-------------|--------------------|
| | <i>Punjab</i> | <i>Sindh</i> | <i>NWFP</i> | <i>Balochistan</i> |
| <i>Receipts Under Motor Vehicle Act</i> | P - 05 | S - 05 | N - 05 | B - 05 |
| <i>Fees For Registration of Motor vehicles</i> | P - 05 | S - 05 | N - 05 | B - 05 |
| <i>Other Fees & Misc. Receipts</i> | P - 05 | S - 05 | N - 05 | B - 05 |
| <i>Receipts From Bus & Trucks Services</i> | P - 05 | S - 05 | N - 05 | B - 05 |
| <i>Other Receipts</i> | P - 05 | S - 05 | N - 05 | B - 05 |
| <i>Motor Vehicles Fitness Certificates</i> | P - 05 | S - 05 | N - 05 | B - 05 |
| <i>Route Permit Fees</i> | P - 06 | S - 06 | N - 06 | B - 06 |
| <i>Other Indirect Taxes</i> | P - 06 | S - 06 | N - 06 | B - 06 |
| <i>Entertainment Tax</i> | P - 06 | S - 06 | N - 06 | B - 06 |
| <i>Betting Tax</i> | P - 06 | S - 06 | N - 06 | B - 06 |
| <i>Cess all type</i> | P - 06 | S - 06 | N - 06 | B - 06 |
| <i>Cess on Education</i> | P - 06 | S - 06 | N - 06 | B - 06 |
| <i>Other Cesses</i> | P - 06 | S - 06 | N - 06 | B - 06 |
| <i>Betterment Tax</i> | P - 06 | S - 06 | N - 06 | B - 06 |
| <i>Fees all types</i> | P - 06 | S - 06 | N - 06 | B - 06 |
| <i>Cotton fees</i> | P - 06 | S - 06 | N - 06 | B - 06 |
| <i>Other Fees</i> | P - 06 | S - 06 | N - 06 | B - 06 |
| <i>Tax on Hotels</i> | P - 07 | S - 07 | N - 07 | B - 07 |
| <i>Electricity Duty</i> | P - 07 | S - 07 | N - 07 | B - 07 |
| <i>Other (Paddy)</i> | P - 07 | S - 07 | N - 07 | B - 07 |
| <i>Surcharges-Natural Gas</i> | P - 07 | S - 07 | N - 07 | B - 07 |
| <i>Non-Tax Receipts(incl. Dev. Rev. Receipts)</i> | P - 07 | S - 07 | N - 07 | B - 07 |
| <i>Income from Property & Enterprise</i> | P - 07 | S - 07 | N - 07 | B - 07 |
| <i>Profits</i> | P - 07 | S - 07 | N - 07 | B - 07 |
| <i>Hydro Electricity</i> | P - 07 | S - 07 | N - 07 | B - 07 |
| <i>Others (Profit)</i> | P - 07 | S - 07 | N - 07 | B - 07 |
| <i>Interest</i> | P - 07 | S - 07 | N - 07 | B - 07 |
| <i>Loans & Advances To Local Bodies</i> | P - 07 | S - 07 | N - 07 | B - 07 |
| <i>Loans & Advances To Non-Financial</i> | P - 08 | S - 08 | N - 08 | B - 08 |
| <i>Loans & Advances To Government Servants</i> | P - 08 | S - 08 | N - 08 | B - 08 |
| <i>Commercial Department</i> | P - 08 | S - 08 | N - 08 | B - 08 |
| <i>Arrears Of Revenue</i> | P - 08 | S - 08 | N - 08 | B - 08 |
| <i>Investment Of Cash Balances</i> | P - 08 | S - 08 | N - 08 | B - 08 |
| <i>Loans & Advances To Others</i> | P - 08 | S - 08 | N - 08 | B - 08 |
| <i>Deduction (Interest)</i> | P - 08 | S - 08 | N - 08 | B - 08 |
| <i>Dividends</i> | P - 08 | S - 08 | N - 08 | B - 08 |
| <i>Finacial Institutions</i> | P - 08 | S - 08 | N - 08 | B - 08 |
| <i>Non-Finacial Institutions</i> | P - 08 | S - 08 | N - 08 | B - 08 |
| <i>Others (Dividends)</i> | P - 08 | S - 08 | N - 08 | B - 08 |
| <i>Civil administration & other functions</i> | P - 09 | S - 09 | N - 09 | B - 09 |
| <i>General Administration</i> | P - 09 | S - 09 | N - 09 | B - 09 |
| <i>Organs of State</i> | P - 09 | S - 09 | N - 09 | B - 09 |
| <i>Fiscal Administration</i> | P - 09 | S - 09 | N - 09 | B - 09 |
| <i>Economic Regulation</i> | P - 09 | S - 09 | N - 09 | B - 09 |
| <i>Law & order</i> | P - 09 | S - 09 | N - 09 | B - 09 |
| <i>Justice</i> | P - 09 | S - 09 | N - 09 | B - 09 |
| <i>Police</i> | P - 09 | S - 09 | N - 09 | B - 09 |
| <i>Jail</i> | P - 09 | S - 09 | N - 09 | B - 09 |
| <i>Civil defence</i> | P - 09 | S - 09 | N - 09 | B - 09 |
| <i>Community Services</i> | P - 09 | S - 09 | N - 09 | B - 09 |
| <i>Civil Works</i> | P - 10 | S - 10 | N - 10 | B - 10 |
| <i>Building</i> | P - 10 | S - 10 | N - 10 | B - 10 |
| <i>Communcation</i> | P - 10 | S - 10 | N - 10 | B - 10 |
| <i>Public Health Services</i> | P - 10 | S - 10 | N - 10 | B - 10 |

TABLE OF CONTENTS

| <i>Name of Variable</i> | <i>Page Number</i> | | | |
|---|--------------------|--------------|-------------|--------------------|
| | <i>Punjab</i> | <i>Sindh</i> | <i>NWFP</i> | <i>Balochistan</i> |
| <i>Other Community Services</i> | P - 10 | S - 10 | N - 10 | B - 10 |
| <i>Social Services</i> | P - 10 | S - 10 | N - 10 | B - 10 |
| <i>Education</i> | P - 10 | S - 10 | N - 10 | B - 10 |
| <i>University</i> | P - 10 | S - 10 | N - 10 | B - 10 |
| <i>Arts Colleges</i> | P - 10 | S - 10 | N - 10 | B - 10 |
| <i>Professional Colleges</i> | P - 10 | S - 10 | N - 10 | B - 10 |
| <i>Secondary Schools</i> | P - 10 | S - 10 | N - 10 | B - 10 |
| <i>Primary Schools</i> | P - 11 | S - 11 | N - 11 | B - 11 |
| <i>Special Education</i> | P - 11 | S - 11 | N - 11 | B - 11 |
| <i>Technical & Commercial Institutes</i> | P - 11 | S - 11 | N - 11 | B - 11 |
| <i>Special Contributions</i> | P - 11 | S - 11 | N - 11 | B - 11 |
| <i>Education General</i> | P - 11 | S - 11 | N - 11 | B - 11 |
| <i>Receipts From Museums</i> | P - 11 | S - 11 | N - 11 | B - 11 |
| <i>Education: Other General</i> | P - 11 | S - 11 | N - 11 | B - 11 |
| <i>Health</i> | P - 11 | S - 11 | N - 11 | B - 11 |
| <i>Health Education</i> | P - 11 | S - 11 | N - 11 | B - 11 |
| <i>Health User Charges</i> | P - 11 | S - 11 | N - 11 | B - 11 |
| <i>Hospital Receipts</i> | P - 11 | S - 11 | N - 11 | B - 11 |
| <i>Mental Hospitals</i> | P - 12 | S - 12 | N - 12 | B - 12 |
| <i>Sale Of Medicines, Vaccines, Etc.</i> | P - 12 | S - 12 | N - 12 | B - 12 |
| <i>Health Contributions</i> | P - 12 | S - 12 | N - 12 | B - 12 |
| <i>Others (Health Receipts)</i> | P - 12 | S - 12 | N - 12 | B - 12 |
| <i>Refunds (Health)</i> | P - 12 | S - 12 | N - 12 | B - 12 |
| <i>Manpower management</i> | P - 12 | S - 12 | N - 12 | B - 12 |
| <i>Housing & physical planning</i> | P - 12 | S - 12 | N - 12 | B - 12 |
| <i>Social security & social welfare measures</i> | P - 12 | S - 12 | N - 12 | B - 12 |
| <i>Economic Services</i> | P - 12 | S - 12 | N - 12 | B - 12 |
| <i>Agriculture & Food</i> | P - 12 | S - 12 | N - 12 | B - 12 |
| <i>Agriculture</i> | P - 12 | S - 12 | N - 12 | B - 12 |
| <i>Fisheries</i> | P - 13 | S - 13 | N - 13 | B - 13 |
| <i>Animal husbandry</i> | P - 13 | S - 13 | N - 13 | B - 13 |
| <i>Forest</i> | P - 13 | S - 13 | N - 13 | B - 13 |
| <i>Co-operation</i> | P - 13 | S - 13 | N - 13 | B - 13 |
| <i>Irrigation & Embankments and Drainage works</i> | P - 13 | S - 13 | N - 13 | B - 13 |
| <i>Water Rates</i> | P - 13 | S - 13 | N - 13 | B - 13 |
| <i>Sale Of Water</i> | P - 13 | S - 13 | N - 13 | B - 13 |
| <i>Irrigation Works Others</i> | P - 13 | S - 13 | N - 13 | B - 13 |
| <i>Refunds (Irrigation)</i> | P - 13 | S - 13 | N - 13 | B - 13 |
| <i>Industrial and mineral resources</i> | P - 13 | S - 13 | N - 13 | B - 13 |
| <i>Provincial Receipts under excise duty on minerals</i> | P - 13 | S - 13 | N - 13 | B - 13 |
| <i>Printing & Stationary</i> | P - 14 | S - 14 | N - 14 | B - 14 |
| <i>Industries</i> | P - 14 | S - 14 | N - 14 | B - 14 |
| <i>Sale of Opium</i> | P - 14 | S - 14 | N - 14 | B - 14 |
| <i>Miscellaneous</i> | P - 14 | S - 14 | N - 14 | B - 14 |
| <i>Grants</i> | P - 14 | S - 14 | N - 14 | B - 14 |
| <i>Foreign Grant</i> | P - 14 | S - 14 | N - 14 | B - 14 |
| <i>Development Grants</i> | P - 14 | S - 14 | N - 14 | B - 14 |
| <i>Non-development Grants</i> | P - 14 | S - 14 | N - 14 | B - 14 |
| <i>Other Grants from fed. Govt.</i> | P - 14 | S - 14 | N - 14 | B - 14 |
| <i>Development Grants</i> | P - 14 | S - 14 | N - 14 | B - 14 |
| <i>Non-development Grants</i> | P - 14 | S - 14 | N - 14 | B - 14 |
| <i>Extra-ordinary Receipts</i> | P - 15 | S - 15 | N - 15 | B - 15 |
| <i>Other Receipts [not elsewhere stated]</i> | P - 15 | S - 15 | N - 15 | B - 15 |
| <i>Miscellaneous adj. between Fed. & prov.</i> | P - 15 | S - 15 | N - 15 | B - 15 |

TABLE OF CONTENTS

| <i>Name of Variable</i> | <i>Page Number</i> | | | |
|---|--------------------|--------------|-------------|--------------------|
| | <i>Punjab</i> | <i>Sindh</i> | <i>NWFP</i> | <i>Balochistan</i> |
| Capital Receipts | P - 15 | S - 15 | N - 15 | B - 15 |
| General Capital Receipts | P - 15 | S - 15 | N - 15 | B - 15 |
| Recoveries of Investment | P - 15 | S - 15 | N - 15 | B - 15 |
| Recoveries of loans & advances | P - 15 | S - 15 | N - 15 | B - 15 |
| <i>local bodies</i> | P - 15 | S - 15 | N - 15 | B - 15 |
| <i>financial inst.</i> | P - 15 | S - 15 | N - 15 | B - 15 |
| <i>non-financial inst.</i> | P - 15 | S - 15 | N - 15 | B - 15 |
| <i>government servants</i> | P - 15 | S - 15 | N - 15 | B - 15 |
| <i>private sector</i> | P - 16 | S - 16 | N - 16 | B - 16 |
| <i>others</i> | P - 16 | S - 16 | N - 16 | B - 16 |
| Public debt | P - 16 | S - 16 | N - 16 | B - 16 |
| <i>Domestic debt (permanent)</i> | P - 16 | S - 16 | N - 16 | B - 16 |
| Domestic debt (permanent) - Direct | P - 16 | S - 16 | N - 16 | B - 16 |
| Domestic Debt Received from federal government | P - 16 | S - 16 | N - 16 | B - 16 |
| Debt Raised Abroad | P - 16 | S - 16 | N - 16 | B - 16 |
| <i>Floating debt</i> | P - 16 | S - 16 | N - 16 | B - 16 |
| Grants | P - 16 | S - 16 | N - 16 | B - 16 |
| Extraordinary Receipts | P - 16 | S - 16 | N - 16 | B - 16 |
| Development Capital Receipts | P - 16 | S - 16 | N - 16 | B - 16 |
| Domestic debt (permanent) | P - 17 | S - 17 | N - 17 | B - 17 |
| <i>Domestic Debt (permanent) - Direct</i> | P - 17 | S - 17 | N - 17 | B - 17 |
| <i>Domestic Debt Received from federal government</i> | P - 17 | S - 17 | N - 17 | B - 17 |
| Foreign debt (permanent) | P - 17 | S - 17 | N - 17 | B - 17 |
| <i>Foreign Debt (permanent) - Direct</i> | P - 17 | S - 17 | N - 17 | B - 17 |
| <i>Foreign Debt Received from federal government</i> | P - 17 | S - 17 | N - 17 | B - 17 |
| Public Account (Net) | P - 17 | S - 17 | N - 17 | B - 17 |
| Provincial Expenditure | P - 18 | S - 18 | N - 18 | B - 18 |
| Revenue Expenditure | P - 18 | S - 18 | N - 18 | B - 18 |
| General Administration | P - 18 | S - 18 | N - 18 | B - 18 |
| Organ of State | P - 18 | S - 18 | N - 18 | B - 18 |
| Fiscal Administration | P - 18 | S - 18 | N - 18 | B - 18 |
| <i>Finance department</i> | P - 18 | S - 18 | N - 18 | B - 18 |
| <i>Board of revenue- Excise & taxation dept.</i> | P - 18 | S - 18 | N - 18 | B - 18 |
| Board of Revenue | P - 18 | S - 18 | N - 18 | B - 18 |
| Tax Management - Excise & taxation dept. | P - 18 | S - 18 | N - 18 | B - 18 |
| <i>Pension</i> | P - 18 | S - 18 | N - 18 | B - 18 |
| <i>Others Group Insurance & Benevolent Fund</i> | P - 18 | S - 18 | N - 18 | B - 18 |
| Economic Regulation | P - 19 | S - 19 | N - 19 | B - 19 |
| Statistics | P - 19 | S - 19 | N - 19 | B - 19 |
| Publicity & Information | P - 19 | S - 19 | N - 19 | B - 19 |
| Others Training etc | P - 19 | S - 19 | N - 19 | B - 19 |
| Law & Order | P - 19 | S - 19 | N - 19 | B - 19 |
| Justice Law Court | P - 19 | S - 19 | N - 19 | B - 19 |
| Police & Civil Armed Forces | P - 19 | S - 19 | N - 19 | B - 19 |
| Jails & Detention Places | P - 19 | S - 19 | N - 19 | B - 19 |
| Civil Defence | P - 19 | S - 19 | N - 19 | B - 19 |
| Training & Research in Law & Order | P - 19 | S - 19 | N - 19 | B - 19 |
| Other | P - 19 | S - 19 | N - 19 | B - 19 |
| Community Services | P - 20 | S - 20 | N - 20 | B - 20 |
| Works | P - 20 | S - 20 | N - 20 | B - 20 |
| <i>Administration (Works)</i> | P - 20 | S - 20 | N - 20 | B - 20 |
| <i>Highways, Roads and Bridges</i> | P - 20 | S - 20 | N - 20 | B - 20 |
| <i>Buildings and Structures</i> | P - 20 | S - 20 | N - 20 | B - 20 |
| <i>Others (Works)</i> | P - 20 | S - 20 | N - 20 | B - 20 |

TABLE OF CONTENTS

PROVINCIAL FINANCE

| <i>Name of Variable</i> | <i>Page Number</i> | | | |
|---|--------------------|--------------|-------------|--------------------|
| | <i>Punjab</i> | <i>Sindh</i> | <i>NWFP</i> | <i>Balochistan</i> |
| Public Health Services | P - 20 | S - 20 | N - 20 | B - 20 |
| Urban/town planning and regulatory services | P - 20 | S - 20 | N - 20 | B - 20 |
| Other Community Services | P - 20 | S - 20 | N - 20 | B - 20 |
| <i>Social Services</i> | P - 20 | S - 20 | N - 20 | B - 20 |
| Education | P - 20 | S - 20 | N - 20 | B - 20 |
| <i>Administration</i> | P - 21 | S - 21 | N - 21 | B - 21 |
| <i>General Universities Colleges Institutes</i> | P - 21 | S - 21 | N - 21 | B - 21 |
| <i>Professional Technical Universities</i> | P - 21 | S - 21 | N - 21 | B - 21 |
| <i>Medical School Institutions</i> | P - 21 | S - 21 | N - 21 | B - 21 |
| <i>Secondary Education</i> | P - 21 | S - 21 | N - 21 | B - 21 |
| <i>Primary Education</i> | P - 21 | S - 21 | N - 21 | B - 21 |
| <i>School For Handicapped Retarded Persons</i> | P - 21 | S - 21 | N - 21 | B - 21 |
| <i>Archives Libraries And Museums</i> | P - 21 | S - 21 | N - 21 | B - 21 |
| <i>Student's Hostels</i> | P - 21 | S - 21 | N - 21 | B - 21 |
| <i>Others (Educations)</i> | P - 21 | S - 21 | N - 21 | B - 21 |
| <i>Teacher's Training (SAP)</i> | P - 21 | S - 21 | N - 21 | B - 21 |
| Health | P - 22 | S - 22 | N - 22 | B - 22 |
| <i>Administration</i> | P - 22 | S - 22 | N - 22 | B - 22 |
| <i>General Hospitals & Clinics</i> | P - 22 | S - 22 | N - 22 | B - 22 |
| <i>Mental Hospitals</i> | P - 22 | S - 22 | N - 22 | B - 22 |
| <i>Mother & Child Health</i> | P - 22 | S - 22 | N - 22 | B - 22 |
| <i>Other Health Facilities & Preventive Measures</i> | P - 22 | S - 22 | N - 22 | B - 22 |
| <i>Chemical Examiner & Health Laboratories</i> | P - 22 | S - 22 | N - 22 | B - 22 |
| <i>Drug Control</i> | P - 22 | S - 22 | N - 22 | B - 22 |
| <i>Research And Development Of Unani Medicine</i> | P - 22 | S - 22 | N - 22 | B - 22 |
| <i>Others (Health)</i> | P - 22 | S - 22 | N - 22 | B - 22 |
| Manpower & Labour Management | P - 22 | S - 22 | N - 22 | B - 22 |
| Housing & Physical Planing | P - 23 | S - 23 | N - 23 | B - 23 |
| Sports & Recreation facilities | P - 23 | S - 23 | N - 23 | B - 23 |
| Social Security & Other Welfare Measure | P - 23 | S - 23 | N - 23 | B - 23 |
| Natural Calamities & Other Disasters | P - 23 | S - 23 | N - 23 | B - 23 |
| Religious Affairs | P - 23 | S - 23 | N - 23 | B - 23 |
| <i>Economics Services</i> | P - 23 | S - 23 | N - 23 | B - 23 |
| Agriculture & Food | P - 23 | S - 23 | N - 23 | B - 23 |
| <i>Agriculture</i> | P - 23 | S - 23 | N - 23 | B - 23 |
| <i>Land management</i> | P - 23 | S - 23 | N - 23 | B - 23 |
| <i>Animal husbandry</i> | P - 23 | S - 23 | N - 23 | B - 23 |
| <i>Forestry</i> | P - 23 | S - 23 | N - 23 | B - 23 |
| <i>Fisheries</i> | P - 24 | S - 24 | N - 24 | B - 24 |
| <i>Others</i> | P - 24 | S - 24 | N - 24 | B - 24 |
| <i>Co-operation</i> | P - 24 | S - 24 | N - 24 | B - 24 |
| <i>Irrigation</i> | P - 24 | S - 24 | N - 24 | B - 24 |
| Land Reclamation | P - 24 | S - 24 | N - 24 | B - 24 |
| Fuel & Power | P - 24 | S - 24 | N - 24 | B - 24 |
| Rural Development | P - 24 | S - 24 | N - 24 | B - 24 |
| Industries & Mineral Resources | P - 24 | S - 24 | N - 24 | B - 24 |
| Stationery & Printing | P - 24 | S - 24 | N - 24 | B - 24 |
| Transport & Communications | P - 24 | S - 24 | N - 24 | B - 24 |
| Other Economic Services | P - 24 | S - 24 | N - 24 | B - 24 |
| <i>Subsidies</i> | P - 25 | S - 25 | N - 25 | B - 25 |
| Food | P - 25 | S - 25 | N - 25 | B - 25 |
| Others | P - 25 | S - 25 | N - 25 | B - 25 |
| <i>Debt Servicing, Investible Funds & Grants</i> | P - 25 | S - 25 | N - 25 | B - 25 |
| Debt Servicing (Interest payment) | P - 25 | S - 25 | N - 25 | B - 25 |


TABLE OF CONTENTS

PROVINCIAL FINANCE

| <i>Name of Variable</i> | <i>Page Number</i> | | | |
|--|--------------------|--------------|-------------|--------------------|
| | <i>Punjab</i> | <i>Sindh</i> | <i>NWFP</i> | <i>Balochistan</i> |
| <i>Interest on domestic debt</i> | P - 25 | S - 25 | N - 25 | B - 25 |
| <i>Interest on domestic debt payable to federal government</i> | P - 25 | S - 25 | N - 25 | B - 25 |
| <i>Interest on foreign debt payable to federal government</i> | P - 25 | S - 25 | N - 25 | B - 25 |
| <i>Appropriation for reduction or avoidance of debt</i> | P - 25 | S - 25 | N - 25 | B - 25 |
| <i>Grants and subventions</i> | P - 25 | S - 25 | N - 25 | B - 25 |
| <i>Grants to local bodies</i> | P - 25 | S - 25 | N - 25 | B - 25 |
| <i>Grants to non-financial institutions</i> | P - 26 | S - 26 | N - 26 | B - 26 |
| <i>Grants to others</i> | P - 26 | S - 26 | N - 26 | B - 26 |
| <i>Unallocable</i> | P - 26 | S - 26 | N - 26 | B - 26 |
| <i>Current Capital Expenditures</i> | P - 26 | S - 26 | N - 26 | B - 26 |
| <i>Community Services</i> | P - 26 | S - 26 | N - 26 | B - 26 |
| <i>Economics Services</i> | P - 26 | S - 26 | N - 26 | B - 26 |
| <i>Debt Servicing, Investible Funds & Grants</i> | P - 26 | S - 26 | N - 26 | B - 26 |
| <i>Debt Servicing (Discharged/Repayment)</i> | P - 26 | S - 26 | N - 26 | B - 26 |
| <i>Domestic debt direct (Discharged Repayment)</i> | P - 26 | S - 26 | N - 26 | B - 26 |
| <i>Permanent</i> | P - 26 | S - 26 | N - 26 | B - 26 |
| <i>Floating</i> | P - 26 | S - 26 | N - 26 | B - 26 |
| <i>Domestic debt payable to fed. govt. (Discharged Repaymen</i> | P - 27 | S - 27 | N - 27 | B - 27 |
| <i>Foreign debt payable to fed. govt. (Discharged Repayment,</i> | P - 27 | S - 27 | N - 27 | B - 27 |
| <i>Government Investment N.E.S.</i> | P - 27 | S - 27 | N - 27 | B - 27 |
| <i>Loans and advances</i> | P - 27 | S - 27 | N - 27 | B - 27 |
| <i>Local Bodies</i> | P - 27 | S - 27 | N - 27 | B - 27 |
| <i>Non-Financial Institutions</i> | P - 27 | S - 27 | N - 27 | B - 27 |
| <i>Government Servants</i> | P - 27 | S - 27 | N - 27 | B - 27 |
| <i>Private Sector-Cultivators</i> | P - 27 | S - 27 | N - 27 | B - 27 |
| <i>Others (Loans & Advances)</i> | P - 27 | S - 27 | N - 27 | B - 27 |
| <i>Unallocable</i> | P - 27 | S - 27 | N - 27 | B - 27 |
| <i>Development Expenditure</i> | P - 28 | S - 28 | N - 28 | B - 28 |
| <i>Agriculture</i> | P - 28 | S - 28 | N - 28 | B - 28 |
| <i>Forest, Wildlife, etc.</i> | P - 28 | S - 28 | N - 28 | B - 28 |
| <i>Physical Planning & Housing</i> | P - 28 | S - 28 | N - 28 | B - 28 |
| <i>Industries Fuel & Mineral</i> | P - 28 | S - 28 | N - 28 | B - 28 |
| <i>Water & Power Irrigation</i> | P - 28 | S - 28 | N - 28 | B - 28 |
| <i>Education & Training</i> | P - 28 | S - 28 | N - 28 | B - 28 |
| <i>Culture & Tourism</i> | P - 28 | S - 28 | N - 28 | B - 28 |
| <i>Health</i> | P - 28 | S - 28 | N - 28 | B - 28 |
| <i>Social Welfare & Man power</i> | P - 28 | S - 28 | N - 28 | B - 28 |
| <i>Law & Order</i> | P - 28 | S - 28 | N - 28 | B - 28 |
| <i>Transport & Communications</i> | P - 29 | S - 29 | N - 29 | B - 29 |
| <i>Regional Planning (Planning & Dev.)</i> | P - 29 | S - 29 | N - 29 | B - 29 |
| <i>Rural Development</i> | P - 29 | S - 29 | N - 29 | B - 29 |
| <i>Statistical Research</i> | P - 29 | S - 29 | N - 29 | B - 29 |
| <i>Science & Technology</i> | P - 29 | S - 29 | N - 29 | B - 29 |
| <i>Women Welfare</i> | P - 29 | S - 29 | N - 29 | B - 29 |
| <i>Environment</i> | P - 29 | S - 29 | N - 29 | B - 29 |
| <i>Loans To Local/Autonomous Bodies</i> | P - 29 | S - 29 | N - 29 | B - 29 |
| <i>Block Allocation</i> | P - 29 | S - 29 | N - 29 | B - 29 |
| <i>Operational Shortfall</i> | P - 29 | S - 29 | N - 29 | B - 29 |
| <i>Foreign Project Assistance</i> | P - 29 | S - 29 | N - 29 | B - 29 |
| <i>Tameer-e-Province Programme</i> | P - 29 | S - 29 | N - 29 | B - 29 |

PUNJAB FINANCES

Revised Estimates



Social Policy and Development Centre

PUNJAB GOVERNMENT FINANCES

| Years | Federal Tax Assignments | Provincial Own Tax Revenue | Non-Tax Revenue | General Revenue Receipts | Current Revenue Expenditure | Revenue Surplus(+)/ Deficit(-) | Development Revenue Receipts | Net Capital Receipts | Net Public Account | Dev. Capital Receipts Public Debt | Total Resources | Total Annual Development Programme | [Rs. in Million] |
|---------|-------------------------|----------------------------|-----------------|--------------------------|-----------------------------|--------------------------------|------------------------------|----------------------|--------------------|-----------------------------------|-----------------|------------------------------------|-------------------------------|
| | | | | | | | | | | | | | Estimated Use Of Cash Balance |
| 1972-73 | 493.61 | 365.63 | 499.14 | 1358.37 | 1447.45 | -89.08 | 130.52 | 48.79 | -12.21 | 965.57 | 1043.59 | 1066.87 | -23.28 |
| 1973-74 | 502.19 | 537.48 | 750.30 | 1789.97 | 1676.02 | 113.96 | 132.53 | 34.33 | 9.29 | 919.18 | 1209.28 | 1419.41 | -210.13 |
| 1974-75 | 790.30 | 653.73 | 948.61 | 2392.64 | 2369.76 | 22.88 | 103.49 | -49.03 | 26.35 | 1197.30 | 1300.99 | 1553.54 | -252.56 |
| 1975-76 | 1509.35 | 674.43 | 848.68 | 3032.46 | 3031.61 | 0.86 | 113.98 | -48.87 | -48.60 | 1657.26 | 1771.82 | 2044.24 | -272.42 |
| 1976-77 | 1707.42 | 701.55 | 959.64 | 3368.61 | 3462.33 | -93.71 | 111.90 | 41.05 | 53.95 | 1934.49 | 2047.67 | 2154.20 | -106.53 |
| 1977-78 | 1954.99 | 869.57 | 1258.76 | 4083.32 | 4101.95 | -18.64 | 387.82 | 11.76 | 70.97 | 1436.54 | 1888.45 | 2097.15 | -208.70 |
| 1978-79 | 2332.95 | 927.14 | 1497.61 | 4757.70 | 4560.12 | 197.58 | 463.54 | 0.07 | 60.79 | 1551.86 | 2273.83 | 2273.90 | -0.07 |
| 1979-80 | 3352.00 | 1027.78 | 1069.17 | 5448.95 | 5373.87 | 75.08 | 620.97 | 21.68 | 101.86 | 1492.94 | 2312.53 | 2312.52 | 0.01 |
| 1980-81 | 4808.82 | 1280.54 | 1126.26 | 7215.62 | 6185.86 | 1029.77 | 1317.67 | 21.23 | 143.67 | 146.63 | 2658.96 | 2658.96 | 0.00 |
| 1981-82 | 5131.46 | 1352.97 | 1471.20 | 7955.63 | 7399.85 | 555.79 | 608.97 | -42.38 | 255.35 | 1788.58 | 3166.30 | 3351.31 | -185.01 |
| 1982-83 | 5537.85 | 1450.71 | 1753.63 | 8742.19 | 8806.53 | -64.34 | 332.68 | -83.89 | 224.59 | 3132.88 | 3541.92 | 3978.84 | -436.92 |
| 1983-84 | 5983.39 | 1629.15 | 3337.68 | 10950.22 | 10968.88 | -18.66 | 82.16 | -167.04 | 267.97 | 3522.75 | 3687.19 | 4207.55 | -520.37 |
| 1984-85 | 6336.80 | 1813.34 | 5074.04 | 13224.18 | 13270.40 | -46.23 | 121.33 | -270.86 | 406.73 | 3764.21 | 3975.19 | 4087.38 | -112.19 |
| 1985-86 | 7051.90 | 1913.93 | 7938.17 | 16904.00 | 16801.08 | 102.92 | 1121.03 | -417.58 | 394.73 | 4311.40 | 5512.50 | 5858.58 | -346.08 |
| 1986-87 | 7048.70 | 2256.96 | 11106.63 | 20412.28 | 19978.32 | 433.96 | 841.11 | -645.04 | 282.73 | 5941.20 | 6853.96 | 7502.68 | -648.72 |
| 1987-88 | 8665.10 | 2443.44 | 11833.01 | 22941.55 | 23596.86 | -655.31 | 5466.47 | -629.44 | 456.09 | 2966.59 | 7604.36 | 8758.92 | -1154.56 |
| 1988-89 | 13184.60 | 2874.95 | 7788.95 | 23848.49 | 24324.97 | -476.48 | 3825.07 | -576.05 | 675.06 | 2646.73 | 6094.29 | 6471.76 | -377.46 |
| 1989-90 | 17099.70 | 3096.76 | 4371.96 | 24568.41 | 25236.68 | -668.27 | 675.16 | -959.67 | 731.14 | 6600.70 | 6379.07 | 7335.98 | -956.91 |
| 1990-91 | 18673.10 | 4644.10 | 6089.75 | 29406.94 | 31376.23 | -1969.28 | 2743.02 | -506.46 | 756.69 | 7615.01 | 8638.96 | 10358.02 | -1719.06 |
| 1991-92 | 28720.50 | 5317.36 | 4755.43 | 38793.30 | 37052.79 | 1740.51 | 1686.82 | -339.79 | 731.29 | 7950.74 | 11769.56 | 11370.58 | 398.98 |
| 1992-93 | 32387.24 | 4737.33 | 5898.52 | 43023.10 | 43039.61 | -16.51 | 1960.73 | -679.22 | 888.27 | 7326.90 | 9480.17 | 11673.95 | -2193.78 |
| 1993-94 | 41373.50 | 5704.49 | 6095.22 | 53173.21 | 49091.85 | 4081.36 | 987.84 | -997.21 | 1501.65 | 9019.46 | 14593.10 | 7793.22 | 6799.88 |
| 1994-95 | 50335.30 | 5390.14 | 4779.92 | 60505.36 | 56245.23 | 4260.14 | 3381.30 | -1553.49 | 6.28 | 6588.33 | 12682.56 | 12954.08 | -271.52 |
| 1995-96 | 63095.75 | 6392.14 | 5588.74 | 75076.62 | 70011.14 | 5065.48 | 3856.36 | -1995.10 | 7.04 | 4141.33 | 11075.12 | 14264.14 | -3189.02 |
| 1996-97 | 71130.98 | 6970.02 | 5957.90 | 84058.90 | 77004.74 | 7054.16 | 790.95 | -1404.00 | 7.04 | 4237.33 | 10685.48 | 13721.15 | -3035.67 |

Source: Annual Budget Statements of Punjab Government
Estimates of Receipts of Punjab Government

Note:

- i From 1978-79 to 1987-88 net public account receipts include transfer from deposit account for town development schemes.
- ii Cash balance in 1993-94 comprises of less foreign loans/grants and other adjustments outside ADP and less adjustments against SBP borrowings and clearance of WAPDA dues during 1993-94.
- iii In 1994-95 ADP includes TPP (Population Welfare).
- iv In 1995-96 outside ADP resources TPP (population welfare) minus expenditure on population welfare is equal to 53.142 million is included in cash balance.
- v Cash balance in 1996-97 includes additional resource mobilisation (ADP plus Operational Shortfall)

PUNJAB GOVERNMENT REVENUE RECEIPTS

| Years | Provincial Receipts | Revenue Receipts | Tax Revenues | Direct Taxes | Tax On Incomes | Income Tax (Share Of Provinces) | Taxes From Agriculture | Property And Wealth Taxes | Urban Immovable Property Tax | Ordinary Collections | [Rs. in Million] |
|---------|---------------------|------------------|--------------|--------------|----------------|---------------------------------|------------------------|---------------------------|------------------------------|----------------------|----------------------------|
| | | | | | | | | | | | Less Share Of Local Bodies |
| 1972-73 | 2674.12 | 1488.89 | 859.24 | 357.15 | 201.89 | 198.24 | 3.65 | 34.79 | 31.94 | 51.60 | -19.66 |
| 1973-74 | 3140.00 | 1922.50 | 1039.67 | 378.09 | 212.38 | 205.98 | 6.40 | 37.32 | 31.81 | 31.81 | - |
| 1974-75 | 4513.88 | 2496.12 | 1444.02 | 415.86 | 233.84 | 228.15 | 5.69 | 39.53 | 29.32 | 56.00 | -26.68 |
| 1975-76 | 5655.43 | 3146.45 | 2183.78 | 994.32 | 805.30 | 799.30 | 6.00 | 41.10 | 15.63 | 81.30 | -65.67 |
| 1976-77 | 6522.43 | 3480.51 | 2408.97 | 1266.56 | 1108.81 | 1098.60 | 10.21 | 44.41 | 14.41 | 74.85 | -60.44 |
| 1977-78 | 6811.63 | 4471.14 | 2824.56 | 1380.69 | 1186.56 | 1181.56 | 5.00 | 51.22 | 16.47 | 110.00 | -93.53 |
| 1978-79 | 7652.14 | 5221.24 | 3260.09 | 1711.39 | 1464.14 | 1458.19 | 5.95 | 59.59 | 20.31 | 105.74 | -85.44 |
| 1979-80 | 8051.38 | 6069.92 | 4379.78 | 2478.05 | 2251.03 | 2248.53 | 2.50 | 78.02 | 21.12 | 110.00 | -88.88 |
| 1980-81 | 9616.63 | 8533.29 | 6089.36 | 3351.88 | 3026.80 | 3025.51 | 1.29 | 99.21 | 25.01 | 130.00 | -104.99 |
| 1981-82 | 10991.46 | 8564.60 | 6484.43 | 3955.21 | 3608.60 | 3608.40 | 0.20 | 112.17 | 29.82 | 155.00 | -125.19 |
| 1982-83 | 13011.29 | 9074.87 | 6988.56 | 4316.35 | 3949.20 | 3949.10 | 0.10 | 120.89 | 38.19 | 198.48 | -160.30 |
| 1983-84 | 15232.60 | 11032.38 | 7612.53 | 4449.80 | 4034.80 | 4034.70 | 0.10 | 145.35 | 40.36 | 209.65 | -169.29 |
| 1984-85 | 17866.32 | 13345.51 | 8150.14 | 4568.83 | 4082.70 | 4082.30 | 0.40 | 156.12 | 46.12 | 239.60 | -193.48 |
| 1985-86 | 23439.31 | 18025.03 | 8965.83 | 5031.54 | 4517.27 | 4516.80 | 0.47 | 175.98 | 54.68 | 284.50 | -229.82 |
| 1986-87 | 27863.35 | 21253.39 | 9305.66 | 4869.19 | 4430.37 | 4430.00 | 0.37 | 161.11 | 61.51 | 320.00 | -258.49 |
| 1987-88 | 34929.70 | 28407.98 | 11108.54 | 5510.30 | 4995.06 | 4994.60 | 0.46 | 183.77 | 73.05 | 379.50 | -306.45 |
| 1988-89 | 31599.37 | 27673.52 | 16059.55 | 6492.87 | 5917.50 | 5917.10 | 0.40 | 193.27 | 80.74 | 419.43 | -336.69 |
| 1989-90 | 33596.42 | 25243.57 | 20196.46 | 7558.53 | 6896.90 | 6896.90 | 0.00 | 212.09 | 89.88 | 467.50 | -377.62 |
| 1990-91 | 41336.38 | 32149.96 | 23317.20 | 9089.80 | 8295.80 | 8295.80 | 0.00 | 248.77 | 98.77 | 513.10 | -414.33 |
| 1991-92 | 50336.03 | 40480.12 | 34037.86 | 12167.56 | 11238.51 | 11238.50 | 0.01 | 294.98 | 124.98 | 649.26 | -524.28 |
| 1992-93 | 54570.76 | 44983.83 | 37124.57 | 15772.40 | 14737.35 | 14737.21 | 0.14 | 309.77 | 137.47 | 714.11 | -576.64 |
| 1993-94 | 65601.83 | 54161.05 | 47077.99 | 20832.65 | 19513.70 | 19513.66 | 0.04 | 362.78 | 148.48 | 771.33 | -622.85 |
| 1994-95 | 70801.43 | 63886.67 | 55725.44 | 25094.11 | 23763.32 | 23763.30 | 0.02 | 310.74 | 175.74 | 912.95 | -737.21 |
| 1995-96 | 83590.33 | 78932.99 | 69487.89 | 33120.08 | 31616.06 | 31616.04 | 0.02 | 356.89 | 211.89 | 1100.73 | -888.84 |
| 1996-97 | 90177.72 | 84849.85 | 78101.00 | 37839.08 | 36249.08 | 36249.06 | 0.02 | 389.00 | 229.00 | 1193.52 | -964.52 |

Source: Annual Budget Statements of Punjab Government
Estimates of Receipts of Punjab Government

Note:
i
ii
iii
iv
v

PUNJAB GOVERNMENT REVENUE RECEIPTS

| Years | Transfer Of Property Tax | Land Revenue | Gift Tax | Capital Gains Tax | Other Fed. Taxes | Tax On Professions, Trade & Callings | Indirect Taxes | Divisible Pool Indirect Taxes | [Rs. in Million] | | |
|---------|-----------------------------|-----------------|----------|----------------------|---------------------|---|-------------------|----------------------------------|---|-----------------------|---|
| | | | | | | | | | Share Of Customs Duty (Export Of Cotton) | Share Of Sales Tax | Share Of Fed. Excise Duty (Tobacco) |
| 1972-73 | 2.85 | 111.36 | - | 0.56 | 6.74 | 1.80 | 502.09 | 288.63 | 98.80 | 88.03 | 101.80 |
| 1973-74 | 5.51 | 115.87 | - | - | 12.52 | - | 661.58 | 283.68 | 19.75 | 125.79 | 134.32 |
| 1974-75 | 10.21 | 126.98 | - | 2.05 | 11.57 | 1.90 | 1028.16 | 550.58 | 106.60 | 207.40 | 225.40 |
| 1975-76 | 25.47 | 130.31 | 8.81 | 2.50 | 4.40 | 1.90 | 1189.46 | 696.85 | 151.30 | 526.60 | - |
| 1976-77 | 30.00 | 100.08 | 3.06 | 7.00 | 1.10 | 2.10 | 1142.42 | 604.66 | - | 581.50 | - |
| 1977-78 | 34.75 | 118.17 | 4.77 | 8.50 | 0.48 | 11.00 | 1443.87 | 768.19 | - | 739.23 | - |
| 1978-79 | 39.28 | 154.56 | 5.01 | 14.50 | 0.60 | 13.00 | 1548.69 | 869.15 | - | 845.31 | - |
| 1979-80 | 56.90 | 101.23 | 4.77 | 28.00 | - | 15.00 | 1901.73 | 1098.70 | - | 1067.34 | - |
| 1980-81 | 74.20 | 154.27 | 4.77 | 46.84 | - | 20.00 | 2737.47 | 1778.54 | 148.82 | 1597.16 | - |
| 1981-82 | 82.35 | 158.65 | 5.70 | 49.60 | - | 20.50 | 2529.22 | 1517.36 | - | 1488.20 | - |
| 1982-83 | 82.70 | 144.32 | 5.00 | 69.24 | - | 27.70 | 2672.21 | 1583.75 | - | 1556.90 | - |
| 1983-84 | 104.99 | 135.49 | 4.16 | 99.53 | - | 30.47 | 3162.73 | 1944.52 | 110.10 | 1806.30 | - |
| 1984-85 | 110.00 | 165.80 | 5.00 | 129.21 | - | 30.00 | 3581.31 | 2249.50 | 132.20 | 2093.60 | - |
| 1985-86 | 121.30 | 184.42 | - | 125.26 | - | 28.60 | 3934.29 | 2535.10 | 146.00 | 2359.50 | - |
| 1986-87 | 99.60 | 239.55 | - | 8.16 | - | 30.00 | 4436.46 | 2618.70 | 53.50 | 2511.30 | - |
| 1987-88 | 110.72 | 301.47 | - | - | - | 30.00 | 5598.24 | 3670.50 | - | 3614.40 | - |
| 1988-89 | 112.53 | 349.60 | - | - | - | 32.50 | 9566.68 | 7267.50 | 1035.30 | 6168.00 | - |
| 1989-90 | 122.20 | 412.04 | - | - | - | 37.50 | 12637.92 | 10202.80 | 1597.10 | 8537.80 | - |
| 1990-91 | 150.00 | 501.23 | - | 4.00 | - | 40.00 | 14227.39 | 10377.30 | 1515.60 | 8811.40 | - |
| 1991-92 | 170.00 | 587.07 | - | 3.00 | - | 44.00 | 21870.30 | 17027.80 | 894.70 | 9457.60 | 3959.00 |
| 1992-93 | 172.30 | 672.46 | - | 0.72 | - | 52.10 | 21352.18 | 17286.03 | 219.94 | 10547.98 | 3740.02 |
| 1993-94 | 214.30 | 898.07 | - | 1.00 | - | 57.10 | 26245.33 | 21321.65 | 191.35 | 14120.41 | 3915.00 |
| 1994-95 | 135.00 | 957.45 | - | 1.00 | - | 61.60 | 30631.33 | 25987.10 | - | 18695.30 | 3986.30 |
| 1995-96 | 145.00 | 1061.13 | - | 1.00 | - | 85.00 | 36367.81 | 30743.91 | - | 22007.60 | 5278.66 |
| 1996-97 | 160.00 | 1100.00 | - | 1.00 | - | 100.00 | 40261.92 | 34370.92 | - | 24934.17 | 5718.54 |

Source: Annual Budget Statements of Punjab Government
Estimates of Receipts of Punjab Government

Note:
i
ii
iii
iv
v

PUNJAB GOVERNMENT REVENUE RECEIPTS

| Years | [Rs. in Million] | | | | | | | | | | |
|---------|---|---------------------------------------|------------------------------------|---------------------------|-----------------------|----------------------|------------------------------------|----------------------------------|--|-------------------------------|---------------------------------|
| | Share Of Fed. Excise Duty (Sugar) | Share Of Fed. Excise Duty (Gas) | Share Of Royalty (Crude Oil) | Share Of Royalty (Gas) | Own Indirect Taxes | Provincial Excise | Spirits & Fermented Products | Medicated Wines & Licquors | Medicated & Toilet Prep. Containing Alcohol | Receipts From Distilleries | Fines, Confiscations, Etc |
| 1972-73 | - | - | - | - | 213.46 | 25.81 | 1.60 | 16.92 | 12.55 | 0.01 | 0.03 |
| 1973-74 | - | 3.25 | - | 0.57 | 377.89 | 35.46 | 35.46 | - | - | - | - |
| 1974-75 | - | 10.60 | - | 0.58 | 477.58 | 52.42 | 36.99 | 2.01 | 18.17 | 0.02 | 0.04 |
| 1975-76 | - | 18.30 | - | 0.65 | 492.62 | 65.25 | 2.78 | 42.39 | 22.14 | 0.02 | 0.03 |
| 1976-77 | - | 22.52 | - | 0.65 | 537.76 | 54.66 | 3.00 | 45.00 | 2.20 | 24.05 | 0.04 |
| 1977-78 | - | 28.20 | - | 0.75 | 675.68 | 23.45 | 4.23 | 1.85 | 24.29 | 1.18 | 0.05 |
| 1978-79 | - | 22.80 | - | 1.05 | 679.54 | 31.31 | 6.55 | 21.61 | 3.00 | 0.73 | 0.08 |
| 1979-80 | - | 31.36 | - | - | 803.03 | 6.92 | 4.60 | 1.80 | 4.00 | 0.02 | 0.02 |
| 1980-81 | - | 32.57 | - | - | 958.93 | 15.00 | 8.88 | 3.00 | 4.95 | 0.02 | 0.03 |
| 1981-82 | - | 29.16 | - | - | 1011.86 | 14.51 | 9.28 | 2.22 | 7.20 | 0.02 | 0.03 |
| 1982-83 | - | 26.85 | - | - | 1088.46 | 13.28 | 12.24 | 2.97 | 7.38 | 0.02 | 0.03 |
| 1983-84 | - | 28.12 | - | - | 1218.21 | 16.87 | 13.96 | 3.19 | 5.00 | 2.42 | 0.04 |
| 1984-85 | - | 23.70 | - | - | 1331.81 | 25.01 | 18.15 | 3.86 | 5.40 | 3.84 | 0.05 |
| 1985-86 | - | 29.60 | - | - | 1399.19 | 27.02 | 19.00 | 4.16 | 9.84 | 0.02 | 0.05 |
| 1986-87 | - | 53.90 | - | - | 1817.76 | 31.45 | 21.14 | 4.10 | 12.00 | 0.03 | 0.04 |
| 1987-88 | - | 56.10 | - | - | 1927.74 | 37.60 | 25.69 | 4.49 | 7.50 | 5.52 | 0.06 |
| 1988-89 | - | 64.20 | - | - | 2299.18 | 32.56 | 28.06 | 5.39 | 11.93 | 0.03 | 0.02 |
| 1989-90 | - | 67.90 | - | - | 2435.12 | 47.07 | 36.02 | 5.50 | 16.00 | 0.03 | 0.02 |
| 1990-91 | - | 50.30 | - | - | 3850.09 | 87.91 | 76.84 | 7.73 | 15.00 | 9.04 | 0.02 |
| 1991-92 | 1997.10 | 72.50 | 555.40 | 91.50 | 4842.50 | 115.69 | 103.92 | 8.28 | 15.00 | 9.04 | 0.02 |
| 1992-93 | 2242.45 | 53.35 | 420.08 | 62.20 | 4066.14 | 118.93 | 109.62 | 10.87 | 9.41 | 9.14 | 0.02 |
| 1993-94 | 2408.39 | 79.53 | 474.98 | 132.00 | 4923.68 | 115.95 | 141.39 | 13.12 | 9.27 | 9.87 | 0.05 |
| 1994-95 | 2521.40 | 161.70 | 423.43 | 198.97 | 4644.23 | 241.18 | 210.00 | 16.24 | 12.08 | 10.68 | 0.04 |
| 1995-96 | 2419.38 | 229.32 | 475.19 | 333.76 | 5623.90 | 278.50 | 225.25 | 19.84 | 16.39 | 11.75 | 0.12 |
| 1996-97 | 2463.37 | 244.61 | 612.87 | 397.35 | 5891.00 | 300.00 | 241.30 | 19.91 | 17.60 | 12.29 | 0.13 |

Source: Annual Budget Statements of Punjab Government
Estimates of Receipts of Punjab Government

Note:
i
ii
iii
iv
v

PUNJAB GOVERNMENT REVENUE RECEIPTS

| Years | Services Rendered | Stamp Duties | Stamp Duties : | | Motor Vehicle Tax | Receipts Under Motor Vehicle Act | Fees For Registration of Motor Vehicles | Other Fees & Misc. Receipts | Receipts From Bus & Trucks Services | Other Receipts | [Rs. in Million] |
|---------|-------------------|--------------|----------------|----------|-------------------|----------------------------------|---|-----------------------------|-------------------------------------|----------------|-------------------------------------|
| | | | Non-Judicial | Judicial | | | | | | | Motor Vehicles Fitness Certificates |
| 1972-73 | -5.31 | 51.47 | 42.47 | 9.00 | 57.30 | - | 0.48 | 0.43 | 50.64 | 5.76 | 0.66 |
| 1973-74 | - | 85.00 | 85.00 | - | 68.63 | - | - | - | - | 68.63 | - |
| 1974-75 | -4.80 | 134.06 | 117.05 | 17.01 | 78.48 | - | 0.60 | 0.76 | 68.75 | 8.37 | 0.65 |
| 1975-76 | -2.10 | 174.38 | 149.45 | 24.93 | 86.47 | - | 0.69 | 0.83 | 76.39 | 8.56 | 0.74 |
| 1976-77 | -19.63 | 193.46 | 160.42 | 33.04 | 94.48 | - | 0.95 | 0.85 | 75.18 | 17.50 | 0.82 |
| 1977-78 | -8.15 | 210.70 | 176.35 | 34.36 | 119.15 | 1.00 | 0.90 | - | 107.36 | 9.89 | 1.08 |
| 1978-79 | -0.66 | 218.52 | 184.19 | 34.33 | 157.29 | - | 4.31 | 3.38 | 139.50 | 10.10 | 1.02 |
| 1979-80 | -3.53 | 267.83 | 227.58 | 40.25 | 170.74 | - | 4.59 | 4.76 | 149.17 | 12.22 | 1.45 |
| 1980-81 | -1.88 | 389.30 | 342.06 | 47.24 | 222.59 | - | 12.00 | 3.00 | 195.00 | 12.59 | 1.85 |
| 1981-82 | -4.24 | 415.14 | 361.15 | 53.98 | 243.16 | - | 17.08 | 8.92 | 205.00 | 12.16 | 2.00 |
| 1982-83 | -9.36 | 445.55 | 392.66 | 52.89 | 261.25 | - | 17.40 | 9.60 | 220.50 | 13.75 | 2.10 |
| 1983-84 | -7.74 | 541.53 | 472.36 | 69.17 | 282.57 | 28.50 | 235.50 | - | - | 18.57 | 2.35 |
| 1984-85 | -6.28 | 581.24 | 527.04 | 54.20 | 301.15 | 34.90 | 246.90 | - | - | 19.35 | 2.65 |
| 1985-86 | -6.05 | 585.00 | 534.17 | 50.83 | 335.10 | - | 25.80 | 12.70 | 275.00 | 21.60 | 5.00 |
| 1986-87 | -5.86 | 869.10 | 806.00 | 63.10 | 381.82 | - | 30.99 | 14.00 | 313.67 | 23.16 | 5.80 |
| 1987-88 | -5.67 | 915.44 | 865.19 | 48.25 | 428.19 | - | 35.09 | 15.30 | 350.00 | 27.80 | 6.00 |
| 1988-89 | -12.88 | 1205.96 | 1137.01 | 68.86 | 478.30 | - | 39.30 | 19.00 | 392.00 | 28.00 | 6.50 |
| 1989-90 | -10.50 | 1265.06 | 1210.17 | 55.89 | 495.92 | - | 30.00 | 21.50 | 412.00 | 32.42 | 8.78 |
| 1990-91 | -20.72 | 1903.35 | 1849.52 | 53.83 | 576.43 | 70.10 | 430.00 | - | - | 76.33 | 16.33 |
| 1991-92 | -20.57 | 2896.63 | 2800.72 | 95.91 | 606.54 | 75.00 | 450.00 | - | - | 81.54 | 16.54 |
| 1992-93 | -20.12 | 2157.18 | 2069.22 | 87.96 | 627.70 | 75.00 | 465.70 | - | - | 87.00 | 18.01 |
| 1993-94 | -57.74 | 2561.13 | 2452.35 | 108.78 | 685.00 | 75.00 | 513.50 | - | - | 96.50 | 18.40 |
| 1994-95 | -7.86 | 1908.85 | 1797.23 | 111.61 | 939.10 | 131.00 | 689.50 | - | - | 118.60 | 23.14 |
| 1995-96 | 5.15 | 2358.01 | 2231.46 | 126.55 | 944.00 | 120.00 | 696.00 | - | - | 128.00 | 24.96 |
| 1996-97 | 8.77 | 2500.00 | 2361.01 | 138.99 | 1060.00 | 133.50 | 796.07 | - | - | 130.43 | 25.35 |

Source: Annual Budget Statements of Punjab Government
Estimates of Receipts of Punjab Government

Note:
i
ii
iii
iv
v

PUNJAB GOVERNMENT REVENUE RECEIPTS

| Years | [Rs. in Million] | | | | | | | | | | |
|---------|-------------------|----------------------|-------------------|-------------|---------------|-------------------|------------|----------------|----------------|-------------|------------|
| | Route Permit Fees | Other Indirect Taxes | Entertainment Tax | Betting Tax | Cess All Type | Cess On Education | Other Cess | Betterment Tax | Fees All Types | Cotton Fees | Other Fees |
| 1972-73 | 4.65 | 78.87 | 37.80 | 4.71 | - | - | - | - | - | - | - |
| 1973-74 | - | 188.81 | 45.21 | - | 23.50 | 23.50 | - | - | 62.50 | 62.50 | - |
| 1974-75 | 7.05 | 212.62 | 72.20 | 5.82 | 25.00 | 25.00 | - | - | 65.00 | 65.00 | - |
| 1975-76 | 7.31 | 166.52 | 84.30 | 6.58 | 27.00 | 27.00 | - | - | 45.00 | 45.00 | - |
| 1976-77 | 7.26 | 195.16 | 86.38 | 5.92 | 28.00 | 28.00 | - | - | 35.00 | 35.00 | - |
| 1977-78 | 8.07 | 322.38 | 103.00 | 0.06 | 20.00 | 20.00 | - | - | 55.70 | 55.70 | - |
| 1978-79 | 8.28 | 272.42 | 115.99 | - | 0.58 | 0.58 | - | - | 45.00 | 45.00 | - |
| 1979-80 | 9.97 | 357.54 | 146.93 | - | 0.58 | 0.58 | - | - | 72.40 | 72.40 | - |
| 1980-81 | 10.74 | 332.05 | 157.00 | - | 0.58 | 0.58 | - | - | 72.00 | 72.00 | - |
| 1981-82 | 10.16 | 339.06 | 155.09 | - | 0.58 | 0.58 | - | - | 72.50 | 72.50 | - |
| 1982-83 | 11.65 | 368.38 | 163.72 | - | 0.64 | 0.64 | - | - | 81.30 | 81.30 | - |
| 1983-84 | 16.22 | 377.23 | 180.15 | - | 0.64 | 0.64 | - | - | 51.20 | 51.20 | - |
| 1984-85 | 16.70 | 424.41 | 191.10 | - | 0.50 | 0.50 | - | - | 80.00 | 80.00 | - |
| 1985-86 | 16.60 | 452.07 | 175.99 | - | 0.65 | 0.65 | - | - | 90.00 | 90.00 | - |
| 1986-87 | 17.36 | 535.39 | 156.96 | - | 0.70 | 0.70 | - | - | 185.70 | 185.70 | - |
| 1987-88 | 21.80 | 548.51 | 159.84 | - | 0.70 | 0.70 | - | - | 175.00 | 175.00 | - |
| 1988-89 | 21.50 | 582.46 | 163.05 | - | 0.70 | 0.70 | - | - | 176.00 | 176.00 | - |
| 1989-90 | 23.64 | 626.08 | 163.70 | - | 0.70 | 0.70 | - | - | 190.00 | 190.00 | - |
| 1990-91 | 60.00 | 1282.40 | 169.27 | - | 0.60 | 0.60 | - | - | 225.00 | 225.00 | - |
| 1991-92 | 65.00 | 769.45 | 175.39 | - | 0.60 | 0.60 | - | - | 240.00 | 240.00 | - |
| 1992-93 | 68.99 | 798.33 | 153.50 | - | 0.75 | 0.75 | - | - | 240.00 | 240.00 | - |
| 1993-94 | 78.10 | 1023.41 | 176.10 | - | 0.75 | 0.75 | - | - | 300.00 | 300.00 | - |
| 1994-95 | 95.46 | 970.20 | 185.29 | - | 0.76 | 0.76 | - | - | 224.00 | 224.00 | - |
| 1995-96 | 103.04 | 1307.59 | 147.50 | - | 1.10 | 1.10 | - | - | 364.00 | 224.00 | 140.00 |
| 1996-97 | 105.08 | 1520.00 | 190.00 | - | 1.10 | 1.10 | - | - | 430.00 | 250.00 | 180.00 |

Source: Annual Budget Statements of Punjab Government
Estimates of Receipts of Punjab Government

Note:
i
ii
iii
iv
v

PUNJAB GOVERNMENT REVENUE RECEIPTS

| Years | Tax On Hotels | Electricity Duty | Other (Paddy) | Surcharges - Natural Gas | Non-Tax Receipts(Incl. Dev. Rev. Receipts) | Income From Property & Enterprise | Profits | Hydro Electricity | Others (Profit) | Interest | [Rs. in Million] Loans & Advances To Local Bodies |
|---------|---------------|------------------|---------------|--------------------------|--|-----------------------------------|---------|-------------------|-----------------|----------|--|
| 1972-73 | 0.60 | 30.31 | 5.45 | - | 629.65 | 55.21 | 18.41 | - | 18.41 | 36.80 | 0.12 |
| 1973-74 | - | 40.71 | 16.89 | - | 882.83 | 180.53 | 133.27 | - | 133.27 | 47.26 | 47.26 |
| 1974-75 | 0.60 | 43.33 | 0.67 | - | 1052.10 | 196.50 | 155.91 | - | 155.91 | 40.59 | 16.13 |
| 1975-76 | 0.65 | 2.49 | 0.51 | - | 962.66 | 116.98 | 75.95 | - | 75.95 | 41.04 | 0.45 |
| 1976-77 | 0.75 | 38.63 | 0.47 | - | 1071.53 | 54.58 | - | - | - | 54.58 | 7.16 |
| 1977-78 | 0.95 | 142.67 | -0.00 | - | 1646.58 | 53.12 | - | - | - | 53.12 | 10.05 |
| 1978-79 | 5.95 | 89.95 | 14.95 | - | 1961.15 | 35.10 | - | - | - | 35.10 | 14.81 |
| 1979-80 | 4.00 | 118.03 | 15.60 | - | 1690.14 | 50.53 | - | - | - | 46.45 | 15.99 |
| 1980-81 | 3.80 | 82.47 | 16.19 | - | 2443.93 | 40.80 | - | - | - | 35.75 | 22.74 |
| 1981-82 | 4.52 | 91.07 | 15.30 | - | 2080.17 | 66.68 | - | - | - | 65.59 | 71.34 |
| 1982-83 | 5.05 | 100.77 | 16.90 | - | 2086.31 | 92.40 | - | - | - | 90.85 | 95.34 |
| 1983-84 | 5.55 | 121.02 | 18.67 | - | 3419.84 | 108.10 | - | - | - | 105.92 | 122.39 |
| 1984-85 | 6.80 | 127.13 | 18.88 | - | 5195.37 | 66.31 | - | - | - | 64.90 | 147.19 |
| 1985-86 | 8.00 | 160.00 | 17.43 | - | 9059.19 | 331.10 | - | - | - | 329.55 | 173.55 |
| 1986-87 | 9.20 | 165.33 | 17.50 | - | 11947.73 | 615.60 | - | - | - | 614.06 | 1534.74 |
| 1987-88 | 10.00 | 185.88 | 17.10 | - | 17299.44 | 629.63 | - | - | - | 626.45 | 245.66 |
| 1988-89 | 11.00 | 217.22 | 14.48 | - | 11613.98 | 130.65 | - | - | - | 127.45 | 299.81 |
| 1989-90 | 11.50 | 244.25 | 15.93 | - | 5047.12 | 115.63 | - | - | - | 112.43 | 363.16 |
| 1990-91 | 21.10 | 839.31 | 27.13 | - | 8832.77 | 241.04 | - | - | - | 234.36 | 433.31 |
| 1991-92 | 28.50 | 303.83 | 21.14 | 454.20 | 6442.26 | 200.69 | 100.40 | 100.40 | - | 89.55 | 534.04 |
| 1992-93 | 34.00 | 346.18 | 23.90 | 364.00 | 7859.26 | 184.39 | 110.44 | 110.44 | - | 63.21 | 629.84 |
| 1993-94 | 39.70 | 481.67 | 25.20 | 538.18 | 7083.06 | 182.11 | 121.48 | 121.48 | - | 49.88 | 1682.79 |
| 1994-95 | 42.50 | 497.50 | 20.15 | 584.91 | 8161.23 | 294.15 | 133.63 | 133.63 | - | 147.52 | 833.22 |
| 1995-96 | 60.00 | 713.44 | 21.55 | 735.81 | 9445.10 | 640.20 | 360.00 | 360.00 | - | 267.20 | 905.20 |
| 1996-97 | 63.90 | 812.50 | 22.50 | 511.00 | 6748.86 | 391.12 | 168.52 | 168.52 | - | 204.60 | 118.10 |

Source: Annual Budget Statements of Punjab Government
Estimates of Receipts of Punjab Government

Note:

- i
- ii
- iii
- iv
- v

PUNJAB GOVERNMENT REVENUE RECEIPTS

| Years | [Rs. in Million] | | | | | | | | | | |
|---------|--|---|-----------------------|--------------------|-----------------------------|----------------------------|----------------------|-----------|-----------------------|---------------------------|--------------------|
| | Loans & Advances To Non-Financial Institutions | Loans & Advances To Government Servants | Commercial Department | Arrears Of Revenue | Investment Of Cash Balances | Loans & Advances To Others | Deduction (Interest) | Dividends | Finacial Institutions | Non-Finacial Institutions | Others (Dividends) |
| 1972-73 | 31.88 | 0.23 | - | - | 3.72 | 1.64 | -0.79 | - | - | - | - |
| 1973-74 | - | - | - | - | - | - | - | - | - | - | - |
| 1974-75 | 23.96 | 0.93 | - | - | 14.54 | 1.46 | -16.43 | - | - | - | - |
| 1975-76 | 33.48 | 0.30 | - | - | 5.43 | 1.55 | -0.18 | - | - | - | - |
| 1976-77 | 42.44 | 0.26 | - | - | 2.10 | 0.90 | 1.72 | - | - | - | - |
| 1977-78 | - | 0.17 | - | - | 2.84 | 54.28 | -14.22 | - | - | - | - |
| 1978-79 | 3.42 | 0.66 | - | - | 2.86 | 13.36 | 0.00 | - | - | - | - |
| 1979-80 | 80.41 | 0.07 | - | - | 3.15 | 0.69 | -53.86 | 4.08 | - | - | 4.08 |
| 1980-81 | 152.31 | 0.08 | - | - | 3.87 | 0.72 | -143.97 | 5.05 | - | - | 5.05 |
| 1981-82 | 201.94 | 0.06 | - | 5.16 | 3.43 | 0.81 | -217.15 | 1.09 | - | - | 1.09 |
| 1982-83 | 290.19 | 0.07 | - | 5.32 | 3.47 | 0.73 | -304.27 | 1.55 | - | - | 1.55 |
| 1983-84 | 341.95 | 0.21 | - | 5.02 | 3.05 | 0.81 | -367.50 | 2.18 | - | - | 2.18 |
| 1984-85 | 466.12 | 0.49 | - | 5.85 | 3.07 | 0.80 | -558.61 | 1.41 | - | 1.41 | - |
| 1985-86 | 774.25 | 0.45 | 187.96 | 5.48 | 2.76 | 0.80 | -815.71 | 1.55 | - | - | 1.55 |
| 1986-87 | 999.80 | 0.28 | 439.02 | 6.78 | 2.75 | 0.81 | -2370.12 | 1.55 | - | - | 1.55 |
| 1987-88 | 1136.99 | 0.38 | 444.60 | 6.48 | 3.15 | 1.26 | -1212.07 | 3.19 | - | - | 3.19 |
| 1988-89 | 1625.69 | 0.31 | - | 6.71 | 3.17 | 1.04 | -1809.28 | 3.20 | - | - | 3.20 |
| 1989-90 | 2097.11 | 0.44 | - | 5.95 | 3.23 | 0.93 | -2358.37 | 3.20 | - | - | 3.20 |
| 1990-91 | 2563.70 | 1.43 | - | 5.00 | 3.23 | 0.51 | -2772.80 | 6.68 | - | 6.68 | - |
| 1991-92 | 3176.99 | 2.58 | - | 3.67 | 3.84 | 0.86 | -3632.44 | 10.75 | - | 10.75 | - |
| 1992-93 | 4115.66 | 3.22 | - | 3.50 | 4.46 | 0.83 | -4694.29 | 10.75 | - | 10.75 | - |
| 1993-94 | 5586.77 | 3.23 | - | 3.46 | 5.27 | 3.76 | -7235.40 | 10.75 | - | 10.75 | - |
| 1994-95 | 6535.02 | 3.20 | - | 3.55 | 5.24 | 0.94 | -7233.65 | 13.00 | - | 13.00 | - |
| 1995-96 | 7723.40 | 3.50 | - | 3.60 | 5.20 | 0.30 | -8374.00 | 13.00 | - | 13.00 | - |
| 1996-97 | 1300.50 | 3.20 | - | 4.00 | 5.00 | 0.40 | -1226.60 | 18.00 | - | 18.00 | - |

Source: Annual Budget Statements of Punjab Government
Estimates of Receipts of Punjab Government

Note:
i
ii
iii
iv
v

PUNJAB GOVERNMENT REVENUE RECEIPTS

| Years | Civil Administration & Other Functions | General Administration | Organs Of State | Fiscal Administration | Economic Regulation | Law & Order | Justice | Police | Jail | Civil Defence | Community Services |
|---------|--|------------------------|-----------------|-----------------------|---------------------|-------------|---------|--------|-------|---------------|--------------------|
| 1972-73 | 574.44 | 10.86 | 0.86 | 10.00 | - | 17.28 | 7.91 | 7.88 | 1.43 | 0.05 | 18.58 |
| 1973-74 | 702.30 | 10.85 | 1.41 | 9.44 | - | 19.84 | 8.30 | 9.75 | 1.56 | 0.23 | 22.10 |
| 1974-75 | 855.60 | 12.87 | 1.42 | 11.45 | - | 28.98 | 13.59 | 13.16 | 2.13 | 0.11 | 23.38 |
| 1975-76 | 845.68 | 8.44 | 1.77 | 6.68 | - | 40.58 | 14.55 | 20.60 | 5.40 | 0.03 | 27.01 |
| 1976-77 | 1016.95 | 11.58 | 2.55 | 9.03 | - | 46.41 | 15.48 | 24.14 | 5.77 | 1.02 | 31.82 |
| 1977-78 | 1593.46 | 9.79 | 2.52 | 7.27 | - | 47.04 | 17.61 | 22.23 | 5.94 | 1.26 | 34.05 |
| 1978-79 | 1926.05 | 8.63 | 2.73 | 5.90 | - | 55.32 | 18.32 | 30.91 | 5.48 | 0.61 | 34.52 |
| 1979-80 | 1639.61 | 8.28 | 0.11 | 6.13 | 2.04 | 69.82 | 26.74 | 36.20 | 5.21 | 1.67 | 37.33 |
| 1980-81 | 2403.13 | 13.26 | 0.12 | 10.96 | 2.19 | 76.55 | 28.20 | 41.20 | 6.14 | 1.00 | 40.92 |
| 1981-82 | 2013.49 | 21.95 | 0.18 | 19.17 | 2.60 | 100.33 | 47.73 | 42.18 | 9.57 | 0.85 | 44.70 |
| 1982-83 | 1993.91 | 25.32 | 0.33 | 22.05 | 2.95 | 117.14 | 60.33 | 46.85 | 8.89 | 1.08 | 54.35 |
| 1983-84 | 3311.74 | 30.14 | 1.27 | 25.53 | 3.34 | 135.60 | 71.50 | 52.59 | 10.31 | 1.20 | 69.62 |
| 1984-85 | 5129.06 | 44.82 | 1.48 | 40.65 | 2.68 | 176.08 | 35.09 | 118.49 | 21.28 | 1.22 | 84.10 |
| 1985-86 | 8728.10 | 47.94 | 0.82 | 44.70 | 2.43 | 182.59 | 42.40 | 123.18 | 15.78 | 1.22 | 84.82 |
| 1986-87 | 11332.13 | 40.21 | 0.90 | 36.89 | 2.42 | 210.27 | 48.53 | 141.91 | 18.82 | 1.00 | 91.22 |
| 1987-88 | 16669.80 | 56.63 | 3.61 | 49.97 | 3.05 | 231.39 | 54.00 | 154.61 | 21.17 | 1.61 | 124.00 |
| 1988-89 | 11483.32 | 75.23 | 2.10 | 69.06 | 4.07 | 256.17 | 67.02 | 167.31 | 21.62 | 0.22 | 132.79 |
| 1989-90 | 4931.49 | 81.82 | 1.03 | 76.72 | 4.07 | 267.96 | 64.79 | 180.88 | 22.00 | 0.29 | 144.61 |
| 1990-91 | 8591.72 | 86.23 | 4.64 | 76.46 | 5.13 | 295.21 | 66.13 | 206.43 | 22.35 | 0.30 | 221.74 |
| 1991-92 | 6241.57 | 86.60 | 5.91 | 74.68 | 6.00 | 316.95 | 70.32 | 219.87 | 26.22 | 0.54 | 259.64 |
| 1992-93 | 7674.86 | 133.94 | 7.22 | 118.72 | 8.01 | 350.85 | 83.75 | 239.28 | 27.47 | 0.35 | 295.55 |
| 1993-94 | 6900.95 | 124.30 | 16.80 | 100.00 | 7.50 | 412.54 | 122.24 | 261.55 | 28.20 | 0.55 | 332.59 |
| 1994-95 | 7867.07 | 139.22 | 17.92 | 112.29 | 9.00 | 469.98 | 128.79 | 310.17 | 30.17 | 0.85 | 466.64 |
| 1995-96 | 8804.90 | 142.38 | 18.06 | 113.01 | 11.30 | 504.99 | 123.07 | 350.00 | 30.58 | 1.34 | 461.83 |
| 1996-97 | 6357.73 | 223.98 | 19.50 | 192.30 | 12.18 | 560.60 | 128.00 | 400.00 | 31.00 | 1.60 | 623.00 |

Source: Annual Budget Statements of Punjab Government
Estimates of Receipts of Punjab Government

Note:
i
ii
iii
iv
v

PUNJAB GOVERNMENT REVENUE RECEIPTS

| Years | <i>[Rs. in Million]</i> | | | | | | | | | | |
|---------|-------------------------|----------|--------------|------------------------|--------------------------|-----------------|-----------|------------|---------------|-----------------------|-------------------|
| | Civil Works | Building | Communcation | Public Health Services | Other Community Services | Social Services | Education | University | Arts Colleges | Professional Colleges | Secondary Schools |
| 1972-73 | 16.47 | 3.80 | 12.67 | 2.11 | - | 39.76 | 30.58 | 7.34 | 7.14 | 0.20 | 5.70 |
| 1973-74 | 18.10 | 3.60 | 14.50 | 4.00 | - | 44.42 | 33.98 | - | - | - | - |
| 1974-75 | 19.38 | 3.90 | 15.48 | 4.00 | - | 41.73 | 20.68 | 14.00 | 13.63 | 0.36 | 1.50 |
| 1975-76 | 21.42 | 4.24 | 17.18 | 5.59 | - | 53.96 | 13.40 | 13.20 | 12.90 | 0.30 | 0.04 |
| 1976-77 | 25.93 | 5.09 | 20.84 | 5.89 | - | 54.56 | 14.48 | 13.34 | 13.16 | 0.18 | 0.15 |
| 1977-78 | 28.40 | 4.79 | 23.61 | 5.65 | - | 48.95 | 15.77 | 13.37 | 13.17 | 0.20 | 0.15 |
| 1978-79 | 28.87 | 4.78 | 24.10 | 5.65 | - | 67.29 | 20.12 | 16.39 | 16.19 | 0.21 | 0.19 |
| 1979-80 | 31.36 | 22.98 | 8.38 | 5.97 | - | 93.53 | 20.89 | 16.71 | 16.49 | 0.22 | 0.19 |
| 1980-81 | 33.67 | 27.25 | 6.41 | 7.26 | - | 111.75 | 22.95 | 16.85 | 16.63 | 0.22 | 0.19 |
| 1981-82 | 36.60 | 26.31 | 10.29 | 8.10 | - | 123.02 | 24.17 | 17.02 | 16.80 | 0.22 | 0.31 |
| 1982-83 | 45.80 | 27.40 | 18.40 | 8.55 | - | 131.78 | 24.64 | 17.72 | 17.51 | 0.21 | 0.43 |
| 1983-84 | 57.65 | 5.00 | 52.65 | 11.97 | - | 154.66 | 34.00 | 26.47 | 26.24 | 0.23 | 0.45 |
| 1984-85 | 62.90 | 7.02 | 55.88 | 21.20 | - | 316.16 | 149.11 | 44.04 | 43.79 | 0.25 | 55.13 |
| 1985-86 | 67.52 | 43.80 | 23.72 | 17.31 | - | 391.37 | 201.58 | 59.22 | 58.85 | 0.37 | 76.78 |
| 1986-87 | 71.82 | 10.20 | 61.62 | 19.40 | - | 396.29 | 209.08 | 59.62 | 59.25 | 0.37 | 81.69 |
| 1987-88 | 103.63 | 26.80 | 76.83 | 20.37 | - | 427.02 | 212.59 | 60.13 | 59.66 | 0.47 | 82.20 |
| 1988-89 | 111.40 | 30.00 | 81.40 | 21.39 | - | 429.14 | 213.08 | 60.51 | 60.01 | 0.50 | 82.33 |
| 1989-90 | 122.11 | 36.34 | 85.77 | 22.50 | - | 461.22 | 223.31 | 62.50 | 62.01 | 0.49 | 85.04 |
| 1990-91 | 199.24 | 40.07 | 159.17 | 22.50 | - | 660.45 | 414.87 | 82.00 | 81.50 | 0.50 | 103.73 |
| 1991-92 | 235.34 | 49.51 | 185.83 | 24.30 | - | 739.65 | 443.64 | 90.36 | 89.80 | 0.56 | 110.90 |
| 1992-93 | 251.83 | 60.27 | 191.56 | 43.71 | - | 870.14 | 497.79 | 89.73 | 89.17 | 0.56 | 110.90 |
| 1993-94 | 279.00 | 65.60 | 213.40 | 253.59 | - | 1114.03 | 735.25 | 175.69 | 167.83 | 7.86 | 156.03 |
| 1994-95 | 342.77 | 65.60 | 277.17 | 123.88 | - | 773.08 | 447.95 | 182.12 | 181.26 | 0.86 | 168.52 |
| 1995-96 | 361.83 | 67.50 | 294.33 | 100.00 | - | 1097.73 | 800.00 | 182.13 | 181.26 | 0.86 | 181.90 |
| 1996-97 | 373.00 | 73.00 | 300.00 | 250.00 | - | 1089.32 | 700.00 | 257.20 | 256.00 | 1.20 | 182.14 |

Source: Annual Budget Statements of Punjab Government
Estimates of Receipts of Punjab Government

Note:
i
ii
iii
iv
v

PUNJAB GOVERNMENT REVENUE RECEIPTS

| Years | [Rs. in Million] | | | | | | | | | | |
|---------|------------------|-------------------|-----------------------------------|-----------------------|-------------------|-----------------------|-------------------------|--------|------------------|---------------------|-------------------|
| | Primary School: | Special Education | Technical & Commercial Institutes | Special Contributions | Education General | Receipts From Museums | Education Other General | Health | Health Education | Health User Charges | Hospital Receipts |
| 1972-73 | 14.69 | 0.11 | 0.88 | - | 0.60 | - | 1.25 | 9.18 | 0.59 | 3.85 | 3.50 |
| 1973-74 | - | - | - | - | - | - | - | 10.44 | - | - | - |
| 1974-75 | 15.33 | 0.15 | 0.95 | - | 0.80 | - | -12.05 | 10.51 | 0.93 | 4.03 | 3.80 |
| 1975-76 | - | 0.16 | 1.00 | - | 0.80 | - | -1.80 | 11.61 | 0.96 | 4.40 | 4.10 |
| 1976-77 | - | 0.20 | 1.44 | - | 0.96 | - | -1.61 | 15.08 | 1.28 | 6.33 | 6.01 |
| 1977-78 | - | 0.17 | 1.18 | - | 0.96 | - | -0.05 | 14.97 | 1.54 | 6.29 | 5.95 |
| 1978-79 | - | 0.17 | 1.19 | - | 1.01 | - | 1.18 | 18.20 | 1.46 | 8.06 | 7.72 |
| 1979-80 | - | 0.17 | 1.23 | - | 2.22 | - | 0.37 | 18.17 | 1.46 | 8.27 | 7.93 |
| 1980-81 | - | 0.17 | 1.26 | - | 3.69 | - | 0.79 | 18.66 | 1.49 | 8.67 | 8.33 |
| 1981-82 | - | 0.23 | 1.39 | - | 1.23 | - | 3.99 | 18.85 | 1.60 | 8.68 | 8.35 |
| 1982-83 | - | 0.27 | 1.63 | - | 1.33 | - | 3.27 | 24.90 | 1.60 | 14.79 | 14.45 |
| 1983-84 | - | 0.28 | 1.64 | - | 1.35 | - | 3.81 | 34.22 | 1.60 | 24.11 | 23.64 |
| 1984-85 | 36.41 | 0.56 | 3.14 | - | 5.60 | - | 4.24 | 44.99 | 3.47 | 27.95 | 27.43 |
| 1985-86 | 49.48 | 0.85 | 3.89 | - | 6.51 | - | 4.85 | 74.90 | 4.07 | 56.16 | 55.65 |
| 1986-87 | 51.41 | 0.85 | 3.89 | - | 8.05 | - | 3.57 | 57.58 | 4.67 | 34.51 | 33.99 |
| 1987-88 | 51.98 | 0.87 | 5.35 | - | 8.34 | - | 3.73 | 69.00 | 4.90 | 45.18 | 44.65 |
| 1988-89 | 52.18 | 0.87 | 5.36 | - | 8.35 | 0.05 | 3.43 | 72.50 | 5.32 | 48.02 | 47.48 |
| 1989-90 | 58.14 | 0.87 | 5.62 | - | 8.36 | - | 2.76 | 84.10 | 6.89 | 55.42 | 54.42 |
| 1990-91 | 74.80 | 0.88 | 6.70 | 138.50 | 6.96 | - | 1.30 | 112.40 | 6.95 | 65.69 | 64.59 |
| 1991-92 | 80.78 | 0.95 | 9.00 | 141.02 | 8.18 | - | 2.46 | 121.20 | 7.51 | 71.19 | 70.00 |
| 1992-93 | 75.02 | 0.90 | 9.00 | 198.30 | 7.64 | - | 6.30 | 131.03 | 7.88 | 80.65 | 79.40 |
| 1993-94 | 87.60 | 0.90 | 9.04 | 291.84 | 7.65 | - | 6.49 | 222.42 | 37.88 | 130.65 | 129.40 |
| 1994-95 | 94.61 | 0.40 | 9.76 | 133.23 | 8.26 | - | -148.94 | 172.04 | 29.05 | 100.22 | 99.25 |
| 1995-96 | 102.10 | 0.40 | 9.76 | 329.94 | 11.14 | - | -17.37 | 150.00 | 30.00 | 70.72 | 69.75 |
| 1996-97 | 102.20 | 0.50 | 13.00 | 149.74 | 23.98 | - | -28.77 | 240.00 | 35.00 | 154.28 | 150.00 |

Source: Annual Budget Statements of Punjab Government
Estimates of Receipts of Punjab Government

Note:
i
ii
iii
iv
v

PUNJAB GOVERNMENT REVENUE RECEIPTS

[Rs. in Million]

| Years | Mental Hospital | Sale Of Medicines And Vaccines | Health Contributions | Others | Refunds | Manpower Management | Housing & Physical Planning | Social Security & Social Welfare | Economic Services | Agriculture & Food | Agriculture |
|---------|-----------------|--------------------------------|----------------------|--------|---------|---------------------|-----------------------------|----------------------------------|-------------------|--------------------|-------------|
| 1972-73 | 0.32 | 0.03 | 3.59 | 0.81 | - | - | - | - | 333.96 | 76.03 | 35.51 |
| 1973-74 | - | - | - | - | - | - | - | - | 347.93 | 88.37 | 35.85 |
| 1974-75 | 0.22 | 0.01 | 6.20 | 0.65 | - | - | 10.54 | - | 424.73 | 123.42 | 54.26 |
| 1975-76 | 0.29 | 0.01 | 6.90 | 0.65 | - | - | 28.94 | - | 466.70 | 149.33 | 59.67 |
| 1976-77 | 0.30 | 0.01 | 5.81 | 0.59 | - | - | 25.00 | - | 521.90 | 175.90 | 75.58 |
| 1977-78 | 0.32 | 0.02 | 5.68 | 0.93 | - | - | 18.21 | - | 587.71 | 181.59 | 85.61 |
| 1978-79 | 0.32 | 0.02 | 7.02 | 1.14 | - | - | 28.96 | - | 650.36 | 197.17 | 84.80 |
| 1979-80 | 0.32 | 0.02 | 6.78 | 1.05 | - | 0.16 | 53.85 | 0.45 | 635.70 | 175.10 | 65.71 |
| 1980-81 | 0.32 | 0.02 | 6.78 | 1.10 | - | 0.17 | 69.48 | 0.50 | 722.12 | 218.81 | 83.15 |
| 1981-82 | 0.32 | 0.02 | 6.79 | 1.17 | - | 0.18 | 78.82 | 1.00 | 870.01 | 242.07 | 100.52 |
| 1982-83 | 0.32 | 0.02 | 6.73 | 1.06 | - | 0.16 | 80.58 | 1.50 | 988.87 | 256.14 | 106.86 |
| 1983-84 | 0.45 | 0.02 | 6.73 | 1.06 | - | 0.27 | 84.57 | 1.60 | 1096.49 | 278.96 | 123.48 |
| 1984-85 | 0.50 | 0.02 | 11.78 | 1.08 | - | 0.83 | 118.63 | 2.60 | 1150.02 | 299.26 | 124.95 |
| 1985-86 | 0.50 | 0.02 | 12.87 | 1.08 | - | 0.60 | 110.80 | 3.50 | 1190.81 | 301.57 | 124.32 |
| 1986-87 | 0.50 | 0.02 | 12.87 | 3.73 | - | 0.43 | 124.69 | 4.50 | 1283.79 | 376.87 | 148.51 |
| 1987-88 | 0.51 | 0.02 | 12.87 | 4.85 | - | 1.58 | 135.29 | 8.56 | 1368.93 | 444.87 | 175.00 |
| 1988-89 | 0.52 | 0.02 | 12.87 | 5.02 | - | 1.55 | 135.00 | 7.00 | 1474.95 | 480.46 | 183.70 |
| 1989-90 | 0.89 | 0.11 | 12.61 | 7.71 | - | 1.89 | 143.93 | 8.00 | 1531.37 | 449.27 | 210.82 |
| 1990-91 | 0.89 | 0.21 | 30.10 | 7.98 | - | 2.07 | 125.12 | 6.00 | 1600.69 | 527.89 | 223.52 |
| 1991-92 | 0.96 | 0.23 | 32.50 | 8.15 | - | 2.24 | 166.09 | 6.48 | 1738.07 | 577.09 | 241.40 |
| 1992-93 | 1.01 | 0.24 | 34.13 | 6.34 | - | 3.23 | 231.50 | 6.60 | 1654.63 | 561.88 | 237.39 |
| 1993-94 | 1.01 | 0.24 | 33.92 | 17.50 | - | 2.13 | 147.23 | 7.00 | 1882.69 | 642.78 | 256.38 |
| 1994-95 | 0.78 | 0.19 | 26.03 | 15.15 | - | 2.33 | 143.20 | 7.56 | 1986.12 | 672.99 | 278.49 |
| 1995-96 | 0.78 | 0.19 | 28.00 | 19.69 | - | 2.38 | 139.10 | 6.25 | 2119.23 | 761.84 | 294.76 |
| 1996-97 | 4.05 | 0.23 | 23.00 | 22.83 | - | 2.57 | 140.00 | 6.75 | 2395.90 | 771.20 | 300.00 |

Source: Annual Budget Statements of Punjab Government
Estimates of Receipts of Punjab Government

Note:

- i
- ii
- iii
- iv
- v

PUNJAB GOVERNMENT REVENUE RECEIPTS

| Years | Fisheries | Animal Husbandry | Forest | Co-Operation | Irrigation & Embankments And Drainage Works | Water Rates | Sale Of Water | Irrigation | | Refunds | Industrial And Mineral Resources | Provincial Excise Duty On Minerals |
|---------|-----------|---------------------|--------|--------------|--|-------------|---------------|------------|--------|---------|--|--|
| | | | | | | | | Works | Others | | | |
| 1972-73 | 1.21 | 2.83 | 36.23 | 0.24 | 245.46 | 217.45 | 0.03 | 27.98 | -0.01 | 12.47 | - | |
| 1973-74 | 1.60 | 6.07 | 44.52 | 0.34 | 244.19 | 244.19 | - | - | - | 15.37 | - | |
| 1974-75 | 3.00 | 6.35 | 59.32 | 0.49 | 275.90 | 259.53 | 0.03 | 16.35 | -0.01 | 24.72 | - | |
| 1975-76 | 4.00 | 9.85 | 75.30 | 0.51 | 279.22 | 269.79 | 0.02 | 9.42 | -0.01 | 35.96 | - | |
| 1976-77 | 3.40 | 11.16 | 85.25 | 0.52 | 316.82 | 303.38 | 0.01 | 13.44 | -0.01 | 26.68 | - | |
| 1977-78 | 4.00 | 13.89 | 77.52 | 0.57 | 363.03 | 340.58 | 0.01 | 22.45 | -0.00 | 38.82 | - | |
| 1978-79 | 6.55 | 15.61 | 89.63 | 0.57 | 419.76 | 391.77 | 0.03 | 27.96 | -0.01 | 29.92 | - | |
| 1979-80 | 5.60 | 17.16 | 85.94 | 0.68 | 427.71 | 399.54 | 25.77 | 2.41 | -0.01 | 32.39 | - | |
| 1980-81 | 6.00 | 22.43 | 106.24 | 1.00 | 473.00 | 436.54 | 34.02 | 2.44 | -0.00 | 29.75 | - | |
| 1981-82 | 6.20 | 23.02 | 111.42 | 0.90 | 593.11 | 556.80 | 33.89 | 2.42 | -0.00 | 33.92 | - | |
| 1982-83 | 6.70 | 25.94 | 115.54 | 1.10 | 688.14 | 647.77 | 37.57 | 2.80 | - | 43.37 | - | |
| 1983-84 | 7.40 | 33.60 | 113.28 | 1.20 | 760.00 | 702.45 | 54.84 | 2.71 | - | 55.81 | - | |
| 1984-85 | 10.00 | 36.47 | 126.62 | 1.22 | 770.99 | 714.87 | 52.85 | 3.27 | - | 77.79 | - | |
| 1985-86 | 11.69 | 41.58 | 122.67 | 1.31 | 804.51 | 757.84 | 43.00 | 3.69 | -0.02 | 81.31 | - | |
| 1986-87 | 13.30 | 44.10 | 169.63 | 1.34 | 821.73 | 760.07 | 57.72 | 3.93 | - | 81.56 | - | |
| 1987-88 | 15.58 | 56.80 | 196.14 | 1.35 | 827.45 | 771.89 | 51.23 | 4.34 | - | 92.29 | - | |
| 1988-89 | 17.50 | 64.00 | 213.83 | 1.43 | 892.78 | 834.99 | - | 57.78 | - | 97.09 | - | |
| 1989-90 | 20.77 | 66.24 | 150.00 | 1.43 | 974.21 | 832.98 | - | 141.23 | -0.01 | 103.37 | - | |
| 1990-91 | 21.81 | 71.21 | 209.42 | 1.93 | 985.11 | 856.42 | 59.30 | 69.41 | -0.01 | 82.14 | - | |
| 1991-92 | 23.56 | 83.33 | 226.10 | 2.71 | 1086.77 | 938.48 | 38.87 | 109.64 | -0.22 | 68.20 | - | |
| 1992-93 | 24.31 | 93.84 | 203.50 | 2.83 | 1016.85 | 874.90 | 35.03 | 107.28 | -0.35 | 69.30 | - | |
| 1993-94 | 30.00 | 105.21 | 248.70 | 2.50 | 1147.91 | 997.13 | 41.30 | 110.12 | -0.64 | 85.40 | - | |
| 1994-95 | 32.40 | 120.38 | 238.70 | 3.02 | 1203.42 | 1155.75 | 40.22 | 7.45 | - | 102.56 | - | |
| 1995-96 | 35.60 | 137.42 | 291.00 | 3.06 | 1268.31 | 1200.00 | 60.71 | 7.61 | - | 81.23 | - | |
| 1996-97 | 36.00 | 140.00 | 291.00 | 4.20 | 1528.30 | 1450.00 | 70.69 | 7.61 | - | 88.40 | - | |

Source: Annual Budget Statements of Punjab Government
Estimates of Receipts of Punjab Government

Note:
i
ii
iii
iv
v

PUNJAB GOVERNMENT REVENUE RECEIPTS

[Rs. in Million]

| Years | Printing & Stationary | Industries | Sale Of Opium | Miscellaneous | Grants | Foreign Grant | Foreign Grant Development | Foreign Grant Non-Development | Other Grants From Fed. Government | Federal Govt. Development Grants | Federal Govt. Non-Development Grants |
|---------|-----------------------|------------|---------------|---------------|----------|---------------|---------------------------|-------------------------------|-----------------------------------|----------------------------------|--------------------------------------|
| 1972-73 | 9.49 | 2.98 | - | 154.02 | 148.84 | 23.69 | 23.36 | 0.33 | 125.15 | 107.16 | 17.99 |
| 1973-74 | 12.06 | 3.32 | - | 257.16 | 245.82 | 32.09 | 31.92 | 0.17 | 213.72 | 100.60 | 113.12 |
| 1974-75 | 20.24 | 4.49 | 0.69 | 323.91 | 314.02 | 32.51 | 32.04 | 0.47 | 281.51 | 71.45 | 210.06 |
| 1975-76 | 30.28 | 5.68 | 2.19 | 249.00 | 172.36 | 41.24 | 39.99 | 1.25 | 131.12 | 73.99 | 57.13 |
| 1976-77 | 21.31 | 5.37 | 2.50 | 350.68 | 273.73 | 59.10 | 58.40 | 0.69 | 214.64 | 53.49 | 161.14 |
| 1977-78 | 33.81 | 5.01 | 4.27 | 865.93 | 817.67 | 75.86 | 72.61 | 3.25 | 741.80 | 315.21 | 426.59 |
| 1978-79 | 24.29 | 5.64 | 3.51 | 1109.94 | 1057.14 | 49.86 | 49.62 | 0.24 | 1007.28 | 413.92 | 593.36 |
| 1979-80 | 25.51 | 6.88 | 0.50 | 794.96 | 736.00 | 52.37 | 46.77 | 5.60 | 683.63 | 574.20 | 109.43 |
| 1980-81 | 22.34 | 7.42 | 0.55 | 1438.53 | 1385.31 | 71.25 | 65.91 | 5.35 | 1314.05 | 1251.76 | 62.29 |
| 1981-82 | 24.59 | 9.33 | 0.90 | 853.48 | 804.51 | 53.56 | 48.91 | 4.65 | 750.95 | 560.06 | 190.89 |
| 1982-83 | 33.10 | 10.27 | 1.22 | 676.45 | 623.92 | 47.62 | 46.31 | 1.31 | 576.30 | 286.37 | 289.93 |
| 1983-84 | 43.01 | 12.80 | 1.71 | 1825.23 | 1715.82 | 45.39 | 45.00 | 0.39 | 1670.43 | 37.16 | 1633.27 |
| 1984-85 | 62.77 | 15.01 | 1.99 | 3357.87 | 3241.34 | 45.05 | 45.03 | 0.03 | 3196.29 | 76.31 | 3119.99 |
| 1985-86 | 66.10 | 15.22 | 3.42 | 6830.56 | 6697.68 | 45.00 | 45.00 | - | 6652.68 | 1076.03 | 5576.66 |
| 1986-87 | 66.00 | 15.56 | 3.63 | 9310.35 | 9114.97 | 45.00 | 45.00 | - | 9069.97 | 796.11 | 8273.86 |
| 1987-88 | 72.14 | 20.15 | 4.33 | 14461.84 | 14207.96 | 45.00 | 45.00 | - | 14162.96 | 5421.43 | 8741.53 |
| 1988-89 | 75.00 | 22.10 | 4.63 | 9115.05 | 8841.10 | 46.14 | 46.14 | - | 8794.97 | 3778.89 | 5016.08 |
| 1989-90 | 78.53 | 24.84 | 4.52 | 2444.52 | 2144.58 | 45.00 | 45.00 | - | 2099.58 | 630.16 | 1469.42 |
| 1990-91 | 57.92 | 24.23 | 5.55 | 5727.40 | 5404.05 | 101.30 | 101.30 | - | 5302.75 | 2641.72 | 2661.03 |
| 1991-92 | 42.41 | 25.80 | 6.00 | 3100.66 | 2848.76 | 167.20 | 167.20 | - | 2681.56 | 1519.62 | 1161.94 |
| 1992-93 | 42.14 | 27.16 | 6.60 | 4369.74 | 4002.12 | 46.64 | 46.64 | - | 3955.49 | 1914.10 | 2041.39 |
| 1993-94 | 54.09 | 31.31 | 6.60 | 2834.80 | 2266.69 | 531.89 | 531.89 | - | 1734.80 | 455.94 | 1278.85 |
| 1994-95 | 70.54 | 32.02 | 7.15 | 4032.04 | 3427.75 | 589.89 | 589.89 | - | 2837.86 | 2791.42 | 46.44 |
| 1995-96 | 47.70 | 33.53 | 7.85 | 4478.74 | 3879.53 | 430.23 | 430.23 | - | 3449.30 | 3426.13 | 23.16 |
| 1996-97 | 51.50 | 36.90 | 8.00 | 1464.93 | 814.75 | 45.00 | 45.00 | - | 769.75 | 745.95 | 23.80 |

Source: Annual Budget Statements of Punjab Government
Estimates of Receipts of Punjab Government

Note:
i
ii
iii
iv
v

PUNJAB GOVERNMENT CAPITAL RECEIPTS

[Rs. in Million]

| Years | Extra-Ordinary Receipts | Other Receipts [Not Elsewhere Stated] | Miscellaneous Adj. Between Fed. & Prov. | Capital Receipts | General Capital Receipts | Recoveries Of Investment | Recoveries Of Loans & Advances | Recoveries From Local Bodies | Recoveries From Financial Inst. | Recoveries From Non-Financial Inst. | Recoveries From Govt. Servants |
|---------|-------------------------|---------------------------------------|---|------------------|--------------------------|--------------------------|--------------------------------|------------------------------|---------------------------------|-------------------------------------|--------------------------------|
| 1972-73 | - | - | 5.18 | 1197.43 | 231.87 | - | 58.97 | 0.08 | - | 61.03 | 1.30 |
| 1973-74 | - | - | 11.34 | 1208.20 | 289.03 | - | 36.30 | 34.54 | - | - | 1.76 |
| 1974-75 | - | - | 9.88 | 1991.41 | 794.11 | - | 30.72 | 10.84 | - | - | 1.81 |
| 1975-76 | - | 69.26 | 7.38 | 2460.39 | 803.13 | - | 34.30 | 0.20 | - | - | 1.86 |
| 1976-77 | - | 64.58 | 12.36 | 2987.97 | 1053.48 | - | 52.02 | 5.20 | - | - | 1.86 |
| 1977-78 | - | 32.45 | 15.81 | 2269.52 | 832.98 | - | 20.24 | 0.40 | - | - | 1.92 |
| 1978-79 | - | 38.43 | 14.37 | 2370.11 | 818.25 | - | 18.23 | 0.40 | - | - | 1.94 |
| 1979-80 | - | 43.66 | 15.30 | 1879.61 | 386.67 | - | 32.38 | 3.77 | - | 93.76 | 3.50 |
| 1980-81 | - | 43.89 | 9.34 | 939.67 | 793.04 | - | 21.83 | 10.03 | - | 93.92 | 3.50 |
| 1981-82 | - | 48.97 | - | 2171.50 | 382.93 | - | 129.25 | 24.57 | - | 149.73 | 3.50 |
| 1982-83 | - | 52.53 | - | 3711.82 | 578.95 | - | 193.33 | 39.83 | - | 192.67 | 6.20 |
| 1983-84 | - | 109.41 | - | 3932.25 | 409.50 | - | 100.40 | 55.79 | - | 198.04 | 9.70 |
| 1984-85 | - | 116.53 | - | 4114.08 | 349.87 | - | 58.00 | 78.13 | - | 270.17 | 24.00 |
| 1985-86 | - | 132.88 | - | 5019.55 | 708.16 | - | 68.87 | 100.47 | - | 439.02 | 15.79 |
| 1986-87 | - | 195.38 | - | 6327.22 | 386.02 | - | 62.65 | 125.65 | - | 579.05 | 30.62 |
| 1987-88 | - | 253.88 | - | 6065.63 | 3099.04 | - | 83.26 | 151.40 | - | 841.23 | 37.23 |
| 1988-89 | - | 273.94 | - | 3250.78 | 604.06 | - | 340.45 | 186.07 | - | 1493.38 | 48.75 |
| 1989-90 | - | 299.94 | - | 7621.71 | 1021.01 | - | 124.00 | 221.62 | - | 1486.07 | 45.47 |
| 1990-91 | - | 323.35 | - | 8429.74 | 814.73 | - | 250.03 | 259.10 | - | 1970.60 | 41.95 |
| 1991-92 | - | 251.90 | - | 9124.62 | 1173.88 | - | 545.76 | 299.17 | - | 2219.73 | 41.55 |
| 1992-93 | - | 367.62 | - | 8698.67 | 1371.76 | - | 986.20 | 336.69 | - | 2834.68 | 44.73 |
| 1993-94 | - | 568.12 | - | 9939.13 | 919.67 | - | 436.30 | 377.98 | - | 3041.01 | 37.73 |
| 1994-95 | - | 604.29 | - | 6908.48 | 320.15 | - | 176.92 | 414.83 | - | 3513.10 | 37.51 |
| 1995-96 | - | 599.22 | - | 4650.31 | 508.98 | - | 169.61 | 461.42 | - | 3798.60 | 35.11 |
| 1996-97 | - | 650.18 | - | 5320.83 | 1083.50 | - | 737.60 | 54.20 | - | 639.70 | 35.00 |

Source: Annual Budget Statements of Punjab Government
Estimates of Receipts of Punjab Government

Note:
i
ii
iii
iv
v

PUNJAB GOVERNMENT CAPITAL RECEIPTS

| Years | [Rs. in Million] | | | | | | | | | | |
|---------|--------------------------------------|------------------------------|-------------|------------------------------|--|---|-----------------------|---------------|--------|---------------------------|------------------------------------|
| | Recoveries From Private Sector | Recoveries From Others | Public Debt | Domestic Debt (Permanent) | Domestic Debt (Permanent) - Direct | Domestic Debt Received From Federal Government | Debt Raised Abroad | Floating Debt | Grants | Extraordinary Receipts | Development Capital Receipts |
| 1972-73 | - | 0.01 | 136.78 | 136.68 | 90.79 | 45.50 | 0.40 | 0.10 | - | 36.11 | 965.57 |
| 1973-74 | - | - | 168.38 | 106.38 | 97.47 | 6.54 | 2.36 | 62.00 | - | 84.35 | 919.18 |
| 1974-75 | 26.64 | 0.01 | 702.74 | 2.74 | 0.24 | 2.50 | - | 700.00 | - | 60.65 | 1197.30 |
| 1975-76 | - | 32.24 | 705.15 | 5.15 | 0.15 | 5.00 | - | 700.00 | - | 63.68 | 1657.26 |
| 1976-77 | - | 46.71 | 923.99 | 23.99 | 23.99 | - | - | 900.00 | - | 77.47 | 1934.49 |
| 1977-78 | 2.90 | 15.02 | 750.58 | 50.58 | - | 50.58 | - | 700.00 | - | 62.17 | 1436.54 |
| 1978-79 | 2.90 | 12.99 | 680.75 | 80.75 | 75.75 | 5.00 | - | 600.00 | 64.46 | 54.82 | 1551.86 |
| 1979-80 | 2.60 | - | 228.85 | 78.85 | 78.85 | - | - | 150.00 | 70.04 | 55.40 | 1492.94 |
| 1980-81 | 2.61 | - | 600.56 | 0.56 | 0.56 | - | - | 600.00 | 86.78 | 83.88 | 146.63 |
| 1981-82 | 2.41 | - | 102.17 | 76.07 | 76.07 | - | - | 26.10 | 75.42 | 76.08 | 1788.58 |
| 1982-83 | 2.41 | - | 212.99 | 90.59 | 90.59 | - | - | 122.40 | 87.70 | 84.93 | 3132.88 |
| 1983-84 | 2.40 | - | 111.76 | 105.66 | 105.66 | - | - | 6.10 | 75.84 | 121.51 | 3522.75 |
| 1984-85 | 2.15 | - | 75.48 | 25.48 | 0.48 | 25.00 | - | 50.00 | 94.22 | 122.17 | 3764.21 |
| 1985-86 | 2.23 | - | 439.42 | 389.42 | 0.64 | 388.77 | - | 50.00 | 68.07 | 131.80 | 4311.40 |
| 1986-87 | 2.45 | - | 77.46 | 27.46 | 27.46 | - | - | 50.00 | 84.63 | 161.29 | 5941.20 |
| 1987-88 | 2.46 | - | 2862.72 | 2762.72 | 50.65 | 2712.07 | - | 100.00 | 12.22 | 140.84 | 2966.59 |
| 1988-89 | 3.21 | - | 137.03 | 75.83 | 75.83 | - | - | 61.20 | 2.86 | 123.72 | 2646.73 |
| 1989-90 | 3.37 | - | 657.09 | 78.59 | 78.59 | - | - | 578.50 | 63.38 | 176.53 | 6600.70 |
| 1990-91 | 2.73 | - | 253.70 | - | - | - | - | 253.70 | 82.08 | 228.92 | 7615.01 |
| 1991-92 | 3.58 | - | 392.13 | 75.23 | 75.23 | - | - | 316.90 | - | 236.00 | 7950.74 |
| 1992-93 | 4.49 | - | 244.80 | - | - | - | - | 244.80 | - | 140.76 | 7326.90 |
| 1993-94 | 6.27 | - | 350.80 | 106.00 | 106.00 | - | - | 244.80 | - | 132.57 | 9019.46 |
| 1994-95 | 10.43 | - | - | - | - | - | - | - | - | 143.23 | 6588.33 |
| 1995-96 | 8.65 | - | 0.80 | 0.80 | 0.80 | - | - | - | - | 338.57 | 4141.33 |
| 1996-97 | 8.70 | - | 0.90 | 0.90 | 0.90 | - | - | - | - | 345.00 | 4237.33 |

Source: Annual Budget Statements of Punjab Government
Estimates of Receipts of Punjab Government

Note:
i
ii
iii
iv
v

PUNJAB GOVERNMENT CAPITAL RECEIPTS

[Rs. in Million]

| Years | Domestic Debt (Permanent) | Domestic Debt (Permanent) - Direct | Domestic Debt Received From Federal Government | Foreign Debt (Permanent) | Foreign Debt (Permanent) - Direct | Foreign Debt Received From Federal Government | Public Account (Net) |
|---------|------------------------------|--|---|-----------------------------|---|--|-------------------------|
| 1972-73 | 965.57 | 6.85 | 958.72 | - | - | - | -12.21 |
| 1973-74 | 894.43 | 0.58 | 893.84 | 24.75 | - | 24.75 | 9.29 |
| 1974-75 | 1197.30 | - | 1197.30 | - | - | - | 26.35 |
| 1975-76 | 1606.25 | - | 1606.25 | 51.01 | - | 51.01 | 48.60 |
| 1976-77 | 1930.13 | - | 1930.13 | 4.36 | 4.36 | - | 53.95 |
| 1977-78 | 1436.54 | - | 1436.54 | - | - | - | 70.97 |
| 1978-79 | 1551.86 | - | 1551.86 | - | - | - | 60.79 |
| 1979-80 | 1215.19 | - | 1215.19 | 277.75 | - | 277.75 | 101.86 |
| 1980-81 | - | - | - | 146.63 | - | 146.63 | 143.67 |
| 1981-82 | 1561.75 | - | 1561.75 | 226.83 | - | 226.83 | 255.35 |
| 1982-83 | 3017.73 | - | 3017.73 | 115.15 | - | 115.15 | 224.59 |
| 1983-84 | 3432.07 | - | 3432.07 | 90.69 | - | 90.69 | 267.97 |
| 1984-85 | 3677.62 | - | 3677.62 | 86.58 | - | 86.58 | 406.73 |
| 1985-86 | 4224.34 | - | 4224.34 | 87.06 | - | 87.06 | 394.73 |
| 1986-87 | 5851.23 | - | 5851.23 | 89.97 | - | 89.97 | 282.73 |
| 1987-88 | 2881.96 | - | 2881.96 | 84.63 | - | 84.63 | 456.09 |
| 1988-89 | 2560.52 | - | 2560.52 | 86.21 | - | 86.21 | 675.06 |
| 1989-90 | 6519.22 | - | 6519.22 | 81.48 | - | 81.48 | 731.14 |
| 1990-91 | 7572.04 | - | 7572.04 | 42.97 | - | 42.97 | 756.69 |
| 1991-92 | 7331.70 | - | 7331.70 | 619.04 | - | 619.04 | 731.29 |
| 1992-93 | 7103.10 | - | 7103.10 | 223.80 | - | 223.80 | 888.27 |
| 1993-94 | 8078.90 | - | 8078.90 | 940.56 | - | 940.56 | 1501.65 |
| 1994-95 | 3859.61 | - | 3859.61 | 2728.72 | - | 2728.72 | 6.28 |
| 1995-96 | 994.66 | - | 994.66 | 3146.67 | - | 3146.67 | 7.04 |
| 1996-97 | 457.43 | - | 457.43 | 3779.90 | - | 3779.90 | 7.04 |

Source: Annual Budget Statements of Punjab Government
Estimates of Receipts of Punjab Government

Note:

i From 1978-79 to 1987-88 net public account receipts include transfer from deposit account for town development schemes.

ii

iii

iv

v

PUNJAB GOVERNMENT REVENUE EXPENDITURE

| Years | Provincial Expenditure | Revenue Expenditure | General Administration | Organ Of State | Fiscal Administration | Finance Department | Board Of Revenue - Excise & Taxation Dept. | Board Of Revenue | Tax Management - Excise & Taxation Dept. | Pension | [Rs. in Million] | Others Group Insurance & Benevolent Fund |
|---------|------------------------|---------------------|------------------------|----------------|-----------------------|--------------------|--|------------------|--|---------|------------------|--|
| | | | | | | | | | | | | |
| 1972-73 | 2697.40 | 1447.45 | 153.89 | 10.45 | 143.44 | 53.68 | 30.26 | 20.37 | 9.89 | 38.10 | | 21.40 |
| 1973-74 | 3350.12 | 1676.02 | 178.34 | 13.16 | 165.18 | 63.77 | 36.91 | 24.16 | 12.75 | 46.00 | | 18.50 |
| 1974-75 | 4766.43 | 2369.76 | 230.47 | - | 212.13 | 89.56 | 51.95 | 33.19 | 18.76 | 55.62 | | 15.00 |
| 1975-76 | 5927.85 | 3031.61 | 261.20 | 24.44 | 236.76 | 101.22 | 57.98 | 38.30 | 19.69 | 58.15 | | 19.40 |
| 1976-77 | 6628.95 | 3462.33 | 299.14 | 33.09 | 266.05 | 119.17 | 61.45 | 38.94 | 22.52 | 63.43 | | 22.00 |
| 1977-78 | 7020.33 | 4101.95 | 351.29 | 33.64 | 317.65 | 117.41 | 82.11 | 53.63 | 28.48 | 80.13 | | 38.00 |
| 1978-79 | 7652.21 | 4560.12 | 362.08 | 33.08 | 329.00 | 116.57 | 86.38 | 54.34 | 32.04 | 80.06 | | 46.00 |
| 1979-80 | 8051.37 | 5373.87 | 332.40 | 97.89 | 210.17 | 5.61 | 48.25 | 13.89 | 34.36 | 153.07 | | 3.24 |
| 1980-81 | 9616.62 | 6185.86 | 479.74 | 114.91 | 334.80 | 6.51 | 59.52 | 18.61 | 40.91 | 265.11 | | 3.66 |
| 1981-82 | 11176.47 | 7399.85 | 730.77 | 152.97 | 542.08 | 8.49 | 64.68 | 18.70 | 45.98 | 465.23 | | 3.68 |
| 1982-83 | 13448.21 | 8806.53 | 859.40 | 172.45 | 642.83 | 10.73 | 74.46 | 22.30 | 52.17 | 553.80 | | 3.83 |
| 1983-84 | 15752.97 | 10968.88 | 1008.15 | 301.20 | 651.13 | 11.57 | 91.75 | 26.07 | 65.68 | 543.79 | | 4.02 |
| 1984-85 | 17978.52 | 13270.40 | 1213.02 | 480.96 | 666.27 | 15.42 | 95.79 | 26.60 | 69.19 | 550.00 | | 5.06 |
| 1985-86 | 23785.40 | 16801.08 | 1330.03 | 364.93 | 889.23 | 13.53 | 110.33 | 30.25 | 80.08 | 760.19 | | 5.18 |
| 1986-87 | 28512.06 | 19978.32 | 1544.84 | 422.45 | 1018.75 | 15.29 | 137.66 | 33.53 | 104.13 | 860.20 | | 5.60 |
| 1987-88 | 36084.26 | 23596.96 | 2075.76 | 505.73 | 1454.14 | 17.81 | 150.92 | 40.12 | 110.80 | 1279.18 | | 6.23 |
| 1988-89 | 31976.83 | 24324.97 | 2734.61 | 508.60 | 2118.77 | 18.82 | 145.24 | 42.01 | 103.24 | 1948.22 | | 6.50 |
| 1989-90 | 34553.33 | 25235.68 | 2447.39 | 592.03 | 1724.46 | 19.01 | 153.10 | 42.21 | 110.89 | 1545.41 | | 6.95 |
| 1990-91 | 43055.45 | 31376.23 | 2848.68 | 707.37 | 1965.04 | 23.37 | 195.40 | 60.35 | 135.05 | 1739.23 | | 7.04 |
| 1991-92 | 49937.05 | 37052.79 | 3290.66 | 845.75 | 2226.14 | 26.39 | 200.73 | 59.02 | 141.71 | 1993.83 | | 5.19 |
| 1992-93 | 56764.55 | 43039.61 | 4150.17 | 828.25 | 3012.31 | 29.49 | 242.21 | 68.01 | 174.20 | 2735.31 | | 5.31 |
| 1993-94 | 58801.95 | 49091.85 | 5075.70 | 1199.27 | 3676.75 | 35.60 | 266.57 | 80.08 | 186.49 | 3369.23 | | 5.36 |
| 1994-95 | 71072.95 | 56245.23 | 7056.72 | 1475.37 | 5353.16 | 1538.43 | 319.36 | 99.89 | 219.48 | 3490.00 | | 5.36 |
| 1995-96 | 86779.35 | 70011.14 | 13683.89 | 1453.72 | 11946.74 | 3408.76 | 362.54 | 111.67 | 250.86 | 8170.00 | | 5.44 |
| 1996-97 | 93213.39 | 77004.74 | 11806.29 | 1355.11 | 10192.46 | 3542.33 | 383.66 | 134.49 | 249.18 | 6260.00 | | 6.47 |

Source: Annual Budget Statements of Punjab Government
Estimates of Charged Expenditure and Demands for Grants

Note:
i
ii
iii
iv
v

PUNJAB GOVERNMENT REVENUE EXPENDITURE

| Years | [Rs. in Million] | | | | | | | | | | |
|---------|---------------------|------------|-------------------------|----------------------|-------------|-------------------|-----------------------------|--------------------------|---------------|------------------------------------|-------|
| | Economic Regulation | Statistics | Publicity & Information | Others Training Etc. | Law & Order | Justice Law Court | Police & Civil Armed Forces | Jails & Detention Places | Civil Defence | Training & Research In Law & Order | Other |
| 1972-73 | - | - | - | - | 133.77 | 11.12 | 106.58 | 14.68 | 1.40 | - | - |
| 1973-74 | - | - | - | - | 159.88 | 14.91 | 121.40 | 19.90 | 3.66 | - | - |
| 1974-75 | - | - | - | 18.34 | 228.67 | 20.27 | 175.66 | 28.62 | 4.13 | - | - |
| 1975-76 | - | - | - | - | 273.01 | 25.70 | 210.78 | 33.64 | 2.89 | - | - |
| 1976-77 | - | - | - | - | 359.30 | 26.47 | 290.84 | 37.54 | 4.46 | - | - |
| 1977-78 | - | - | - | - | 376.35 | 30.62 | 301.06 | 38.74 | 5.93 | - | - |
| 1978-79 | - | - | - | - | 378.61 | 37.29 | 294.77 | 42.03 | 4.52 | - | - |
| 1979-80 | 5.05 | 10.47 | 8.82 | - | 452.70 | 37.97 | 348.75 | 48.31 | 5.99 | 5.05 | 6.63 |
| 1980-81 | 7.49 | 13.04 | 9.51 | - | 518.65 | 48.93 | 401.08 | 50.15 | 6.70 | 6.11 | 5.69 |
| 1981-82 | 8.13 | 14.45 | 13.15 | - | 618.45 | 58.14 | 468.90 | 72.42 | 6.78 | 6.10 | 6.12 |
| 1982-83 | 9.97 | 18.11 | 16.04 | - | 746.18 | 67.34 | 569.03 | 86.12 | 8.63 | 7.29 | 7.78 |
| 1983-84 | 13.00 | 23.20 | 19.61 | - | 1010.50 | 91.14 | 786.07 | 103.56 | 9.22 | 10.71 | 9.80 |
| 1984-85 | 20.84 | 24.62 | 20.34 | - | 1203.30 | 93.31 | 929.73 | 140.32 | 10.29 | 16.01 | 13.64 |
| 1985-86 | 21.86 | 27.92 | 26.09 | - | 1372.93 | 101.12 | 1060.16 | 166.43 | 11.00 | 18.81 | 15.42 |
| 1986-87 | 29.52 | 34.21 | 39.90 | - | 1811.10 | 123.02 | 1454.72 | 167.44 | 12.15 | 37.38 | 16.39 |
| 1987-88 | 30.62 | 42.12 | 43.15 | - | 2103.35 | 141.28 | 1692.31 | 214.76 | 16.30 | 32.70 | - |
| 1988-89 | 29.97 | 39.80 | 37.46 | - | 2176.10 | 164.32 | 1754.04 | 205.95 | 13.91 | 37.88 | - |
| 1989-90 | 31.41 | 39.08 | 60.40 | - | 2136.81 | 168.59 | 1721.72 | 197.31 | 13.58 | 35.61 | - |
| 1990-91 | 35.72 | 48.58 | 91.98 | - | 3305.32 | 210.14 | 2792.63 | 228.67 | 17.00 | 56.88 | - |
| 1991-92 | 40.38 | 54.79 | 123.60 | - | 3873.17 | 252.30 | 3254.63 | 273.69 | 18.65 | 73.90 | - |
| 1992-93 | 45.50 | 61.42 | 202.69 | - | 4243.49 | 302.28 | 3535.48 | 307.10 | 20.98 | 77.65 | - |
| 1993-94 | 59.73 | 68.91 | 71.04 | - | 4861.05 | 330.65 | 4082.48 | 336.86 | 23.54 | 87.52 | - |
| 1994-95 | 65.18 | 79.67 | 83.34 | - | 5535.35 | 415.70 | 4594.74 | 401.69 | 28.72 | 94.50 | - |
| 1995-96 | 73.07 | 87.26 | 123.11 | - | 6017.92 | 444.77 | 4987.46 | 447.22 | 29.60 | 108.86 | - |
| 1996-97 | 76.62 | 95.15 | 86.95 | - | 6088.98 | 459.55 | 5040.14 | 443.86 | 33.00 | 112.43 | - |

Source: Annual Budget Statements of Punjab Government
Estimates of Charged Expenditure and Demands for Grants

Note:

- i
- ii
- iii
- iv
- v

PUNJAB GOVERNMENT REVENUE EXPENDITURE

| Years | [Rs. in Million] | | | | | | | | | | |
|---------|--------------------|---------|--------------------------------|-----------------------------------|-----------------------------|-------------------|---------------------------|--|--------------------------------|-----------------|-----------|
| | Community Services | Works | Adminis- tration (Works) | Highways, Roads and Bridges | Buildings And Structures | Others (Works) | Public Health Services | Urban/Town Planning And Regulatory Services | Other Community Services | Social Services | Education |
| 1972-73 | 39.98 | 34.35 | 10.86 | - | 23.49 | - | 5.39 | - | 0.24 | 413.41 | 345.36 |
| 1973-74 | 48.38 | 40.98 | 14.54 | - | 26.43 | - | 7.15 | - | 0.25 | 568.96 | 472.81 |
| 1974-75 | 61.12 | 49.31 | 21.48 | - | 27.83 | - | 11.26 | - | 0.55 | 782.75 | 656.34 |
| 1975-76 | 68.24 | 55.86 | 24.68 | - | 31.19 | - | 11.78 | - | 0.60 | 942.04 | 776.59 |
| 1976-77 | 78.25 | 65.55 | 29.63 | - | 35.92 | - | 12.08 | - | 0.62 | 1035.91 | 855.54 |
| 1977-78 | 89.40 | 74.01 | 37.50 | - | 36.51 | - | 14.66 | - | 0.73 | 1324.30 | 1104.93 |
| 1978-79 | 93.38 | 77.53 | 39.88 | - | 37.64 | - | 15.02 | - | 0.84 | 1451.83 | 1176.04 |
| 1979-80 | 245.46 | 227.94 | 12.20 | 119.00 | 86.97 | 9.77 | 15.87 | - | 1.66 | 1648.36 | 1295.80 |
| 1980-81 | 260.67 | 241.95 | 13.38 | 128.47 | 91.94 | 8.17 | 16.59 | - | 2.12 | 1894.65 | 1480.06 |
| 1981-82 | 374.00 | 350.85 | 17.20 | 199.55 | 123.54 | 10.57 | 20.58 | - | 2.56 | 2300.39 | 1699.28 |
| 1982-83 | 486.39 | 455.26 | 22.26 | 229.54 | 183.98 | 19.48 | 27.80 | - | 3.34 | 2870.00 | 2196.13 |
| 1983-84 | 615.95 | 578.27 | 27.31 | 272.67 | 263.31 | 14.98 | 33.79 | - | 3.90 | 3567.58 | 2696.05 |
| 1984-85 | 643.54 | 603.17 | 30.03 | 277.37 | 279.16 | 16.61 | 35.80 | - | 4.57 | 4342.15 | 3313.41 |
| 1985-86 | 909.65 | 861.79 | 34.00 | 361.47 | 446.83 | 19.50 | 42.03 | - | 5.83 | 5638.63 | 4288.99 |
| 1986-87 | 1110.43 | 1051.16 | 37.82 | 430.51 | 367.54 | 215.28 | 53.00 | - | 6.27 | 6466.06 | 4762.67 |
| 1987-88 | 1097.58 | 1010.15 | 47.03 | 463.88 | 294.62 | 204.61 | 79.11 | - | 8.34 | 7953.48 | 5950.16 |
| 1988-89 | 1074.05 | 986.76 | 45.25 | 467.08 | 320.72 | 153.73 | 76.80 | - | 10.47 | 8830.97 | 6545.52 |
| 1989-90 | 1126.92 | 1041.71 | 45.92 | 484.53 | 323.54 | 187.78 | 74.56 | - | 10.50 | 9066.04 | 6819.15 |
| 1990-91 | 1274.21 | 1176.09 | 52.66 | 530.81 | 399.19 | 193.43 | 86.28 | - | 11.85 | 11599.57 | 9015.27 |
| 1991-92 | 1468.30 | 1350.06 | 63.60 | 635.31 | 450.05 | 201.10 | 103.17 | - | 15.07 | 13555.17 | 10570.06 |
| 1992-93 | 2329.33 | 2052.73 | 72.97 | 992.42 | 700.39 | 286.96 | 261.94 | - | 14.66 | 15387.26 | 11528.92 |
| 1993-94 | 2199.54 | 1906.03 | 83.38 | 1099.71 | 674.49 | 48.46 | 275.94 | - | 17.56 | 18444.87 | 14471.06 |
| 1994-95 | 2355.98 | 2002.21 | 94.52 | 1146.66 | 694.82 | 66.21 | 335.32 | - | 18.45 | 21504.93 | 17241.75 |
| 1995-96 | 2903.69 | 2479.35 | 107.70 | 1292.90 | 1012.35 | 66.41 | 402.42 | - | 21.92 | 26068.68 | 21351.24 |
| 1996-97 | 3808.25 | 3213.58 | 112.42 | 1660.18 | 1367.97 | 73.01 | 572.13 | - | 22.54 | 31045.78 | 24726.43 |

Source: Annual Budget Statements of Punjab Government
Estimates of Charged Expenditure and Demands for Grants

Note:
i
ii
iii
iv
v

PUNJAB GOVERNMENT REVENUE EXPENDITURE

| Years | Adminis- tration (Education) | General Universities/ Colleges/ Institutes | Professional/ Technical Universities | Medical School/Inst. | Secondary Education | Primary Education | School For Handicapped/ Retarded Persons | Archives Libraries And Museums | Student's Hostels | Others (Education) | [Rs. in Million] |
|---------|------------------------------------|---|--|-------------------------|------------------------|----------------------|---|--------------------------------------|----------------------|-----------------------|-----------------------------|
| | | | | | | | | | | | Teacher's Training (Sap) |
| 1972-73 | - | 61.65 | 11.55 | - | 67.46 | 190.24 | 3.91 | - | - | 10.54 | - |
| 1973-74 | - | 87.83 | 13.51 | - | 92.33 | 262.31 | 4.30 | - | - | 12.52 | - |
| 1974-75 | - | 106.27 | 20.75 | - | 134.92 | 370.76 | 5.47 | - | - | 18.18 | - |
| 1975-76 | - | 147.46 | 24.78 | - | 164.18 | 411.29 | 5.44 | - | - | 23.44 | - |
| 1976-77 | - | 168.39 | 27.03 | - | 186.21 | 445.99 | 6.42 | - | - | 21.51 | - |
| 1977-78 | - | 210.91 | 35.87 | - | 253.48 | 568.58 | 7.84 | - | - | 28.24 | - |
| 1978-79 | - | 225.16 | 40.17 | - | 293.70 | 578.09 | 9.37 | - | - | 29.55 | - |
| 1979-80 | 32.30 | 165.32 | 92.76 | - | 312.33 | 673.31 | 10.73 | 2.02 | - | 7.04 | - |
| 1980-81 | 32.95 | 188.83 | 109.29 | - | 352.56 | 771.89 | 11.03 | 2.36 | - | 11.15 | - |
| 1981-82 | 43.70 | 219.48 | 128.75 | - | 398.49 | 874.97 | 13.98 | 3.16 | - | 16.75 | - |
| 1982-83 | 53.67 | 303.42 | 158.86 | - | 517.54 | 1127.14 | 15.94 | 3.74 | - | 15.83 | - |
| 1983-84 | 78.07 | 332.77 | 210.98 | - | 625.02 | 1407.64 | 19.00 | 4.98 | - | 17.60 | - |
| 1984-85 | 77.95 | 442.01 | 270.10 | - | 814.56 | 1630.50 | 25.52 | 37.53 | - | 15.25 | - |
| 1985-86 | 106.82 | 527.49 | 329.44 | - | 1016.62 | 2222.38 | 38.76 | 21.79 | - | 25.72 | - |
| 1986-87 | 159.67 | 639.21 | 406.01 | - | 1145.94 | 2197.79 | 47.55 | 118.48 | - | 48.02 | - |
| 1987-88 | 202.21 | 797.13 | 475.21 | - | 1507.79 | 2803.26 | 70.96 | 16.37 | - | 77.23 | - |
| 1988-89 | 208.94 | 731.25 | 514.51 | - | 1673.28 | 3293.51 | 55.45 | 17.72 | - | 50.87 | - |
| 1989-90 | 192.31 | 717.91 | 535.25 | - | 1698.15 | 3552.73 | 53.63 | 18.06 | - | 51.11 | - |
| 1990-91 | 221.41 | 889.30 | 631.63 | - | 2229.39 | 4773.11 | 59.12 | 19.15 | - | 192.17 | - |
| 1991-92 | 253.58 | 768.73 | 750.16 | - | 2609.86 | 5941.92 | 61.66 | 18.58 | - | 165.57 | - |
| 1992-93 | 339.48 | 1213.60 | 879.72 | - | 2821.16 | 6018.48 | 81.72 | 25.25 | - | 149.52 | - |
| 1993-94 | 390.55 | 1336.39 | 971.18 | - | 3408.43 | 7882.33 | 82.42 | 25.81 | - | 373.94 | - |
| 1994-95 | 479.44 | 1452.02 | 1145.08 | - | 4217.08 | 9405.71 | 73.10 | 32.53 | - | 436.80 | - |
| 1995-96 | 406.51 | 1755.56 | 1281.84 | - | 5108.85 | 12298.55 | 80.71 | 29.74 | - | 389.48 | - |
| 1996-97 | 445.92 | 1957.90 | 1497.06 | - | 5428.67 | 14791.19 | 92.33 | 32.75 | - | 480.63 | - |

Source: Annual Budget Statements of Punjab Government
Estimates of Charged Expenditure and Demands for Grants

Note:
i
ii
iii
iv
v

PUNJAB GOVERNMENT REVENUE EXPENDITURE

| Years | [Rs. in Million] | | | | | | | | | | |
|---------|------------------|---------------------|-------------------------------------|---------------------|----------------------------|--|--|--------------|--|--------------------|------------------------------------|
| | Health | Adminis- tration | General Hospitals And Clinics | Mental Hospitals | Mother And Child Health | Other Health Facilities And Preventive Measures | Chemical Examiner And Health Laboratories | Drug Control | Research And Development Of Unani Medicines | Others (Health) | Manpower & Labour Management |
| 1972-73 | 66.20 | 8.98 | 42.72 | 2.06 | - | 2.60 | 0.71 | - | - | 9.13 | - |
| 1973-74 | 76.46 | 5.34 | 47.31 | 2.39 | - | 8.88 | 0.80 | - | - | 11.73 | - |
| 1974-75 | 109.30 | 6.41 | 71.64 | 3.03 | - | 13.10 | 0.95 | - | - | 14.17 | - |
| 1975-76 | 145.98 | 7.31 | 94.77 | 4.19 | - | 17.60 | 1.18 | - | - | 20.93 | - |
| 1976-77 | 159.43 | 8.33 | 100.40 | 3.70 | - | 20.97 | 1.12 | - | - | 24.91 | - |
| 1977-78 | 202.49 | 40.25 | 104.23 | 4.22 | - | 24.31 | 1.33 | - | - | 28.15 | - |
| 1978-79 | 246.34 | 42.01 | 132.82 | 4.80 | - | 28.14 | 1.47 | - | - | 37.10 | - |
| 1979-80 | 255.71 | 48.70 | 193.52 | 5.36 | 3.33 | 3.24 | 1.57 | - | - | - | 12.21 |
| 1980-81 | 307.59 | 46.88 | 242.17 | 6.08 | 3.98 | 6.62 | 1.87 | - | - | - | 16.34 |
| 1981-82 | 421.94 | 48.53 | 352.02 | 8.84 | 4.54 | 5.94 | 2.08 | - | - | - | -2.00 |
| 1982-83 | 504.85 | 69.63 | 408.76 | 13.51 | 6.14 | 4.32 | 2.50 | - | - | - | 22.10 |
| 1983-84 | 675.48 | 93.89 | 548.95 | 16.00 | 6.72 | 5.17 | 4.76 | - | - | - | 27.63 |
| 1984-85 | 795.29 | 95.01 | 660.94 | 17.39 | 7.66 | 8.43 | 5.86 | - | - | - | 30.23 |
| 1985-86 | 1084.40 | 144.49 | 886.58 | 29.90 | 9.13 | 8.89 | 5.43 | - | - | - | 33.53 |
| 1986-87 | 1346.43 | 178.29 | 1109.14 | 29.39 | 11.65 | 11.53 | 6.44 | - | - | - | 37.16 |
| 1987-88 | 1518.64 | 248.39 | 1207.13 | 28.53 | 13.88 | 13.41 | 7.30 | - | - | - | 44.20 |
| 1988-89 | 1626.00 | 266.66 | 1294.92 | 30.01 | 15.97 | 10.43 | 8.02 | - | - | - | 44.07 |
| 1989-90 | 1728.01 | 255.96 | 1403.13 | 33.92 | 15.34 | 10.51 | 8.15 | - | - | - | 46.74 |
| 1990-91 | 1988.16 | 233.47 | 1680.33 | 36.15 | 16.89 | 10.65 | 10.66 | - | - | - | 53.62 |
| 1991-92 | 2337.50 | 323.15 | 1932.39 | 39.20 | 18.78 | 11.76 | 12.22 | - | - | - | 60.14 |
| 1992-93 | 2973.13 | 370.76 | 2492.45 | 56.70 | 22.99 | 16.60 | 13.63 | - | - | - | 76.10 |
| 1993-94 | 3367.55 | 408.25 | 2837.12 | 64.50 | 25.97 | 17.80 | 13.91 | - | - | - | 84.45 |
| 1994-95 | 3534.10 | 433.48 | 2972.43 | 53.62 | 28.69 | 29.97 | 15.90 | - | - | - | 96.12 |
| 1995-96 | 4097.34 | 509.41 | 3437.62 | 68.44 | 37.53 | 26.55 | 17.79 | - | - | - | 105.00 |
| 1996-97 | 5085.23 | 578.32 | 4343.02 | 75.42 | 36.24 | 33.58 | 18.65 | - | - | - | 601.89 |

Source: Annual Budget Statements of Punjab Government
Estimates of Charged Expenditure and Demands for Grants

Note:
i
ii
iii
iv
v

PUNJAB GOVERNMENT REVENUE EXPENDITURE

| Years | [Rs. in Million] | | | | | | | | | | |
|---------|----------------------------|--------------------------------|---|--------------------------------------|-------------------|--------------------|--------------------|-------------|-----------------|------------------|----------|
| | Housing & Physical Planing | Sports & Recreation Facilities | Social Security & Other Welfare Measure | Natural Calamities & Other Disasters | Religious Affairs | Economics Services | Agriculture & Food | Agriculture | Land Management | Animal Husbandry | Forestry |
| 1972-73 | - | - | - | 1.86 | - | 398.27 | 113.93 | 69.56 | - | 11.86 | 25.13 |
| 1973-74 | - | - | - | 19.68 | - | 455.06 | 126.74 | 66.92 | - | 16.72 | 34.13 |
| 1974-75 | 6.15 | - | - | 10.97 | - | 602.55 | 165.53 | 88.52 | - | 25.86 | 39.40 |
| 1975-76 | 8.10 | - | - | 11.37 | - | 760.17 | 228.47 | 130.62 | - | 32.56 | 51.42 |
| 1976-77 | 8.85 | - | - | 12.10 | - | 774.78 | 224.13 | 132.12 | - | 32.03 | 44.98 |
| 1977-78 | 10.97 | - | - | 5.92 | - | 847.95 | 250.05 | 143.37 | - | 42.69 | 47.75 |
| 1978-79 | 20.99 | - | - | 8.46 | - | 920.78 | 256.55 | 143.98 | - | 40.42 | 53.68 |
| 1979-80 | 37.53 | 7.67 | 11.78 | 7.48 | 0.18 | 1133.41 | 353.20 | 8.79 | 63.23 | 49.17 | 60.98 |
| 1980-81 | 50.69 | 8.64 | 13.52 | 16.06 | 1.77 | 1315.61 | 437.57 | 9.68 | 70.32 | 58.79 | 69.63 |
| 1981-82 | 115.03 | 12.67 | 16.82 | 11.79 | 2.87 | 1629.30 | 526.85 | 11.93 | 74.03 | 78.13 | 86.38 |
| 1982-83 | 78.64 | 25.55 | 21.37 | 17.04 | 4.32 | 1818.67 | 607.73 | 14.30 | 88.98 | 88.17 | 102.74 |
| 1983-84 | 84.48 | 24.83 | 30.40 | 11.89 | 16.82 | 2221.10 | 793.55 | 18.80 | 106.57 | 141.54 | 127.82 |
| 1984-85 | 116.17 | 31.59 | 32.27 | 9.08 | 14.12 | 2478.93 | 852.84 | 18.19 | 117.61 | 157.98 | 140.37 |
| 1985-86 | 110.35 | 39.69 | 55.60 | 9.15 | 16.91 | 2764.06 | 1003.23 | 20.43 | 128.60 | 200.22 | 165.80 |
| 1986-87 | 169.23 | 43.88 | 74.82 | 11.30 | 20.59 | 3068.18 | 1143.00 | 23.37 | 147.94 | 234.18 | 193.34 |
| 1987-88 | 231.26 | 60.15 | 97.50 | 26.20 | 25.36 | 3625.97 | 1396.54 | 27.40 | 188.95 | 286.44 | 227.72 |
| 1988-89 | 70.95 | 48.77 | 409.61 | 58.75 | 27.26 | 3370.51 | 1411.78 | 28.75 | 197.46 | 312.21 | 230.00 |
| 1989-90 | 56.17 | 49.09 | 321.44 | 20.15 | 25.32 | 3333.02 | 1410.93 | 29.74 | 190.24 | 309.06 | 244.70 |
| 1990-91 | 61.37 | 52.59 | 319.82 | 80.73 | 28.01 | 3941.25 | 1667.37 | 32.86 | 239.13 | 361.23 | 287.39 |
| 1991-92 | 93.02 | 59.05 | 369.87 | 25.62 | 39.91 | 4838.59 | 1839.36 | 37.86 | 245.82 | 406.14 | 297.68 |
| 1992-93 | 120.21 | 85.25 | 388.55 | 174.82 | 40.28 | 4885.22 | 2098.53 | 44.46 | 309.07 | 455.74 | 339.02 |
| 1993-94 | 176.64 | 68.68 | 210.17 | 23.82 | 42.52 | 5229.08 | 2331.90 | 46.18 | 334.23 | 487.48 | 364.03 |
| 1994-95 | 129.95 | 69.56 | 371.77 | 25.19 | 36.50 | 6513.54 | 2699.75 | 69.91 | 343.84 | 593.73 | 429.56 |
| 1995-96 | 143.83 | 76.48 | 255.08 | 25.61 | 14.11 | 7236.88 | 2995.02 | 57.59 | 412.60 | 662.67 | 440.11 |
| 1996-97 | 115.11 | 79.06 | 407.67 | 16.67 | 13.73 | 8227.06 | 3294.53 | 62.80 | 421.61 | 660.49 | 426.48 |

Source: Annual Budget Statements of Punjab Government
Estimates of Charged Expenditure and Demands for Grants

Note:
i
ii
iii
iv
v

PUNJAB GOVERNMENT REVENUE EXPENDITURE

| Years | [Rs. in Million] | | | | | | | | | | |
|---------|------------------|---------|--------------|------------|------------------|--------------|-------------------|--------------------------------|-----------------------|----------------------------|-------------------------|
| | Fisheries | Others | Co-Operation | Irrigation | Land Reclamation | Fuel & Power | Rural Development | Industries & Mineral Resources | Stationery & Printing | Transport & Communications | Other Economic Services |
| 1972-73 | 0.91 | - | 6.47 | 210.68 | - | - | - | 11.90 | 12.95 | 47.43 | 1.39 |
| 1973-74 | 1.27 | - | 7.71 | 238.15 | - | - | - | 12.84 | 17.82 | 56.91 | 2.61 |
| 1974-75 | 1.50 | - | 10.24 | 314.83 | - | - | - | 17.03 | 31.61 | 70.58 | 2.97 |
| 1975-76 | 2.62 | - | 11.24 | 375.18 | - | - | - | 22.31 | 34.18 | 96.93 | 3.11 |
| 1976-77 | 2.66 | - | 12.35 | 393.55 | - | - | - | 23.23 | 33.62 | 97.60 | 2.65 |
| 1977-78 | 2.84 | - | 13.41 | 420.22 | - | - | - | 31.50 | 36.17 | 107.29 | 2.73 |
| 1978-79 | 4.15 | - | 14.32 | 484.70 | - | - | - | 34.69 | 33.03 | 109.14 | 2.67 |
| 1979-80 | 4.76 | 147.55 | 18.73 | 636.32 | 10.34 | - | 55.03 | 13.25 | 33.87 | 0.10 | 31.31 |
| 1980-81 | 6.71 | 200.04 | 22.39 | 725.51 | 10.52 | - | 52.94 | 14.46 | 34.96 | 0.14 | 39.50 |
| 1981-82 | 8.83 | 239.40 | 28.15 | 921.65 | 11.57 | - | 62.65 | 16.64 | 38.91 | 0.09 | 50.93 |
| 1982-83 | 10.54 | 270.83 | 32.16 | 996.70 | 12.98 | - | 84.35 | 18.32 | 51.89 | 0.09 | 46.62 |
| 1983-84 | 14.18 | 343.77 | 40.87 | 1182.49 | 16.09 | - | 97.62 | 22.91 | 56.84 | 0.10 | 51.50 |
| 1984-85 | 15.21 | 361.31 | 42.18 | 1353.60 | 17.70 | - | 94.78 | 24.12 | 76.65 | 0.11 | 59.14 |
| 1985-86 | 20.18 | 414.68 | 53.32 | 1472.93 | 20.12 | - | 107.44 | 23.69 | 76.39 | - | 60.28 |
| 1986-87 | 27.09 | 457.45 | 59.62 | 1609.24 | 22.11 | - | 117.83 | 24.70 | 80.58 | 1.25 | 69.47 |
| 1987-88 | 31.17 | 559.93 | 74.93 | 1802.94 | 25.87 | - | 215.30 | 29.76 | 82.11 | 1.81 | 72.64 |
| 1988-89 | 32.68 | 539.30 | 71.38 | 1601.97 | 25.60 | - | 148.82 | 29.55 | 79.65 | 1.88 | 71.26 |
| 1989-90 | 31.76 | 536.28 | 69.15 | 1563.45 | 26.00 | - | 154.70 | 30.03 | 82.36 | 2.08 | 64.37 |
| 1990-91 | 40.97 | 622.82 | 82.96 | 1819.40 | 32.19 | - | 200.19 | 36.79 | 92.02 | 2.19 | 91.10 |
| 1991-92 | 48.06 | 712.99 | 90.82 | 2484.46 | 33.92 | - | 293.89 | 40.73 | 77.00 | 2.40 | 66.83 |
| 1992-93 | 52.58 | 789.83 | 107.83 | 2253.18 | 38.83 | - | 296.43 | 46.41 | 77.71 | 3.24 | 70.88 |
| 1993-94 | 62.02 | 918.27 | 119.69 | 2340.52 | 43.57 | - | 296.84 | 50.08 | 78.15 | 3.31 | 84.71 |
| 1994-95 | 67.50 | 1060.92 | 134.29 | 3275.08 | 48.20 | - | 261.51 | 68.03 | 83.38 | 3.64 | 73.96 |
| 1995-96 | 74.81 | 1191.18 | 156.06 | 3613.30 | 54.98 | - | 325.13 | 61.67 | 86.13 | 3.60 | 97.05 |
| 1996-97 | 84.20 | 1481.84 | 157.12 | 4279.44 | 55.82 | - | 336.99 | 69.17 | 97.73 | 3.92 | 89.47 |

Source: Annual Budget Statements of Punjab Government
Estimates of Charged Expenditure and Demands for Grants

Note:
i
ii
iii
iv
v

PUNJAB GOVERNMENT REVENUE EXPENDITURE

| Years | Subsidies | Food | Others | Debt Servicing, Investible Funds & Grants | Debt Servicing (Interest Payment) | Interest On Domestic Debt | Interest On Domestic Debt Payable To Federal | Interest On Foreign Debt Payable To Federal | Appropriation For Reduction Or Avoidance Of Debt | Grants And Subventions | [Rs. in Million] |
|---------|-----------|------|----------|--|---|------------------------------|---|--|---|---------------------------|---------------------------|
| | | | | | | | | | | | Grants To Local Bodies |
| 1972-73 | 120.27 | - | 21.04 | 187.85 | 187.85 | 50.95 | 128.87 | - | 8.04 | - | - |
| 1973-74 | 163.95 | - | 40.45 | 101.46 | 101.46 | 55.51 | 39.97 | - | 5.98 | - | - |
| 1974-75 | 253.93 | - | 102.14 | 210.26 | 210.26 | 59.63 | 144.65 | - | 5.98 | - | - |
| 1975-76 | 338.15 | - | 130.86 | 388.81 | 388.81 | 70.94 | 311.89 | - | 5.98 | - | - |
| 1976-77 | 361.92 | - | 117.92 | 553.01 | 553.01 | 79.24 | 468.27 | - | 5.50 | - | - |
| 1977-78 | 315.55 | - | - | 760.42 | 760.42 | 88.14 | 667.70 | - | 4.59 | - | - |
| 1978-79 | 297.37 | - | - | 925.05 | 925.05 | 94.27 | 827.71 | - | 3.07 | - | - |
| 1979-80 | 328.69 | - | 0.90 | 1220.14 | 1136.73 | 91.51 | 1024.51 | 17.17 | 3.55 | 83.41 | - |
| 1980-81 | 386.25 | - | 0.97 | 1214.69 | 1205.20 | 93.79 | 1079.86 | 28.24 | 3.31 | 9.49 | - |
| 1981-82 | 263.78 | - | 1.05 | 1388.48 | 1367.85 | 106.33 | 1233.20 | 26.98 | 1.34 | 20.63 | - |
| 1982-83 | 248.11 | - | 1.31 | 1759.55 | 1664.56 | 168.50 | 1465.75 | 28.99 | 1.31 | 94.99 | - |
| 1983-84 | 397.12 | - | 1.45 | 2133.97 | 2110.10 | 10.00 | 1921.73 | 27.34 | 1.03 | 23.87 | - |
| 1984-85 | 604.79 | - | 1.47 | 2746.54 | 2728.40 | 232.78 | 2466.04 | 28.87 | 0.72 | 18.14 | - |
| 1985-86 | 945.50 | - | - | 3821.84 | 3693.00 | 278.05 | 3365.37 | 49.57 | - | 128.84 | - |
| 1986-87 | 1159.13 | - | - | 4818.59 | 4520.40 | 294.37 | 4158.37 | 67.65 | -2.00 | 298.19 | - |
| 1987-88 | 1241.00 | - | - | 5498.07 | 4950.06 | 365.54 | 4501.35 | 83.17 | - | 548.01 | - |
| 1988-89 | 361.58 | - | -1009.90 | 5776.91 | 5543.97 | 553.67 | 4890.24 | 100.06 | - | 232.95 | - |
| 1989-90 | 648.60 | - | - | 6476.76 | 6389.45 | 615.95 | 5552.44 | 121.06 | - | 87.30 | - |
| 1990-91 | 483.10 | - | - | 7923.84 | 7848.33 | 954.11 | 6807.75 | 86.47 | - | 75.51 | - |
| 1991-92 | 810.00 | - | - | 9216.63 | 9071.13 | 971.37 | 7986.64 | 113.13 | - | 145.51 | - |
| 1992-93 | 1080.85 | - | - | 10961.01 | 10495.74 | 1236.71 | 9107.07 | 151.96 | - | 465.27 | - |
| 1993-94 | 1347.34 | - | - | 11929.95 | 11881.59 | 1545.05 | 10193.03 | 143.51 | - | 48.36 | - |
| 1994-95 | 900.00 | - | - | 12378.39 | 12199.84 | 936.15 | 11093.84 | 169.85 | - | 178.55 | - |
| 1995-96 | 1185.49 | - | - | 12914.26 | 12768.31 | 1144.63 | 11433.35 | 190.34 | - | 145.95 | - |
| 1996-97 | 1418.41 | - | - | 14359.63 | 14001.62 | 1353.93 | 12423.80 | 223.88 | - | 358.02 | - |

Source: Annual Budget Statements of Punjab Government
Estimates of Charged Expenditure and Demands for Grants

Note:
i
ii
iii
iv
v

PUNJAB GOVERNMENT CAPITAL EXPENDITURE

| Years | Grants To Non-Financial Institutions | Grants To Others | Unallocable | Current Capital Expenditure | Community Services | Economics Services | Debt Servicing, Investible Funds & Grants | Debt Servicing (Discharged / Repayment) | Domestic Debt Direct (Discharged / Repayment) | [Rs. in Million] | |
|---------|--|---------------------|-------------|-----------------------------------|-----------------------|-----------------------|--|---|--|------------------|----------|
| | | | | | | | | | | Permanent | Floating |
| 1972-73 | - | - | - | 183.08 | - | 29.39 | 156.25 | 128.23 | 82.05 | 81.95 | 0.10 |
| 1973-74 | - | - | - | 254.70 | - | 2.96 | 255.26 | 191.84 | 159.47 | 97.47 | 62.00 |
| 1974-75 | - | - | - | 843.13 | - | 78.29 | 767.79 | 744.70 | 707.94 | 7.94 | 700.00 |
| 1975-76 | - | - | - | 852.00 | - | 76.50 | 776.30 | 758.63 | 704.72 | 4.72 | 700.00 |
| 1976-77 | - | - | - | 1012.43 | - | 41.07 | 977.54 | 964.44 | 928.56 | 28.56 | 900.00 |
| 1977-78 | - | - | 36.70 | 821.23 | - | 33.31 | 795.48 | 784.73 | 750.58 | 50.58 | 700.00 |
| 1978-79 | - | - | 131.02 | 818.19 | - | 69.23 | 754.45 | 720.56 | 686.42 | 86.42 | 600.00 |
| 1979-80 | - | 83.41 | 12.72 | 364.98 | 65.04 | 2.95 | 300.49 | 275.27 | 228.58 | 78.58 | 150.00 |
| 1980-81 | - | 9.49 | 115.59 | 771.81 | 83.86 | - | 710.30 | 671.85 | 600.56 | 0.56 | 600.00 |
| 1981-82 | - | 20.63 | 94.66 | 425.31 | 75.86 | - | 369.78 | 207.32 | 102.25 | 76.15 | 26.10 |
| 1982-83 | - | 94.99 | 18.23 | 662.84 | 87.70 | - | 580.67 | 360.75 | 212.99 | 90.59 | 122.40 |
| 1983-84 | - | 23.87 | 14.51 | 576.54 | 75.84 | - | 501.88 | 290.55 | 111.76 | 105.66 | 6.10 |
| 1984-85 | - | 18.14 | 38.13 | 620.74 | 94.22 | - | 514.93 | 296.88 | 50.48 | 0.48 | 50.00 |
| 1985-86 | - | 128.84 | 18.44 | 1125.73 | 68.07 | - | 1058.20 | 318.83 | 50.61 | 0.61 | 50.00 |
| 1986-87 | - | 298.19 | - | 1031.06 | 84.63 | - | 961.28 | 383.33 | 77.46 | 27.46 | 50.00 |
| 1987-88 | - | 548.01 | 0.66 | 3728.48 | 5.61 | - | 3738.63 | 3249.00 | 150.65 | 50.65 | 100.00 |
| 1988-89 | - | 232.95 | 0.25 | 1180.10 | 2.86 | - | 1181.78 | 701.16 | 137.03 | 75.83 | 61.20 |
| 1989-90 | - | 87.30 | 0.25 | 1980.67 | 1.17 | 62.21 | 1921.27 | 1289.58 | 657.09 | 78.59 | 578.50 |
| 1990-91 | - | 75.51 | 0.25 | 1321.19 | - | - | 1337.52 | 1025.08 | 253.70 | - | 253.70 |
| 1991-92 | - | 145.51 | 0.27 | 1513.68 | - | - | 1526.58 | 1235.75 | 392.13 | 75.23 | 316.90 |
| 1992-93 | - | 465.27 | 2.28 | 2050.99 | - | - | 2051.78 | 1336.38 | 335.34 | 90.54 | 244.80 |
| 1993-94 | - | 48.36 | 4.33 | 1916.88 | - | - | 1916.19 | 1508.46 | 350.80 | 106.00 | 244.80 |
| 1994-95 | - | 178.55 | 0.33 | 1873.64 | - | - | 1872.94 | 1342.46 | - | - | - |
| 1995-96 | - | 145.95 | 0.34 | 2504.07 | - | - | 2503.17 | 1629.94 | 0.80 | 0.80 | - |
| 1996-97 | - | 358.02 | 250.34 | 2487.50 | - | - | 2486.51 | 1999.35 | 28.20 | 28.20 | - |

Source: Annual Budget Statements of Punjab Government
Estimates of Charged Expenditure and Demands for Grants

Note:
i
ii
iii
iv
v

PUNJAB GOVERNMENT CAPITAL EXPENDITURE

[Rs. in Million]

| Years | Domestic Debt Payable To Federal Govt Repayment | Foreign Debt Payable To Federal Govt Repayment | Government Investment N.E.S. | Loans And Advances | Local Bodies | Non-Financial Institutions | Government Servants | Private Sector - Cultivators | Others | Unallocable |
|---------|---|--|------------------------------|--------------------|--------------|----------------------------|---------------------|------------------------------|--------|-------------|
| 1972-73 | 30.16 | 16.02 | - | 28.02 | 25.48 | - | 2.54 | - | - | -2.57 |
| 1973-74 | 8.98 | 23.38 | - | 63.43 | 59.49 | - | 3.94 | - | - | -3.52 |
| 1974-75 | 18.59 | 18.16 | - | 23.09 | 17.39 | - | 5.70 | - | - | -2.95 |
| 1975-76 | 33.24 | 20.67 | - | 17.67 | 11.70 | - | 5.97 | - | - | -0.80 |
| 1976-77 | 15.98 | 19.90 | - | 13.10 | 7.00 | - | 6.10 | - | - | -6.18 |
| 1977-78 | 21.02 | 13.13 | - | 10.76 | 4.66 | - | 6.10 | - | - | -7.56 |
| 1978-79 | 21.34 | 12.80 | - | 33.90 | 22.70 | - | 11.20 | - | - | -5.50 |
| 1979-80 | 18.74 | 27.95 | - | 25.22 | - | 11.22 | 12.00 | - | 2.00 | -3.50 |
| 1980-81 | 41.58 | 29.72 | - | 38.45 | - | 21.59 | 15.00 | 1.86 | - | -22.35 |
| 1981-82 | 74.43 | 30.64 | - | 162.46 | - | 140.00 | 21.00 | 1.46 | - | -20.32 |
| 1982-83 | 113.23 | 34.53 | - | 219.93 | - | 183.00 | 35.50 | 1.43 | - | -5.53 |
| 1983-84 | 143.40 | 35.39 | - | 211.33 | - | 158.00 | 35.50 | 17.83 | - | -1.17 |
| 1984-85 | 204.38 | 42.02 | - | 218.05 | - | 137.30 | 51.10 | 29.65 | - | 11.59 |
| 1985-86 | 218.93 | 49.29 | - | 739.37 | - | 671.17 | 43.20 | 25.00 | - | -0.54 |
| 1986-87 | 245.50 | 60.37 | - | 577.96 | - | 448.39 | 120.00 | 9.56 | - | -14.85 |
| 1987-88 | 3026.24 | 72.11 | - | 489.63 | - | 343.62 | 90.00 | 56.01 | - | -15.76 |
| 1988-89 | 457.41 | 106.72 | - | 480.63 | - | 394.15 | 30.00 | 56.48 | - | -4.54 |
| 1989-90 | 499.85 | 132.63 | - | 631.70 | - | 574.70 | 50.00 | 7.00 | - | -3.98 |
| 1990-91 | 637.72 | 133.67 | - | 312.44 | - | 305.44 | - | 7.00 | - | -16.33 |
| 1991-92 | 648.59 | 195.04 | - | 290.83 | - | 283.83 | - | 7.00 | - | -12.91 |
| 1992-93 | 791.36 | 209.68 | - | 715.40 | - | 669.56 | - | 45.84 | - | -0.79 |
| 1993-94 | 922.48 | 235.18 | - | 407.72 | - | 400.98 | -5.00 | 6.74 | - | 0.69 |
| 1994-95 | 1067.07 | 275.39 | - | 530.49 | - | 463.49 | 50.00 | 17.00 | - | 0.70 |
| 1995-96 | 1259.17 | 369.98 | - | 873.23 | - | 864.98 | - | 8.25 | - | 0.90 |
| 1996-97 | 1489.58 | 481.57 | - | 487.16 | - | 400.16 | 80.00 | 7.00 | - | 0.98 |

Source: Annual Budget Statements of Punjab Government
Estimates of Charged Expenditure and Demands for Grants

Note:
i
ii
iii
iv
v

PUNJAB GOVERNMENT DEVELOPMENT EXPENDITURE

[Rs. in Million]

| Years | Development Expenditure | Agriculture | Forest, Wildlife, Etc. | Physical Planning & Housing | Industries Fuel & Mineral | Water & Power Irrigation | Education & Training | Culture & Tourism | Health | Social Welfare & Man Power | Law & Order |
|---------|-------------------------|-------------|------------------------|-----------------------------|---------------------------|--------------------------|----------------------|-------------------|----------|----------------------------|-------------|
| 1972-73 | 1066.87 | 285.94 | - | 111.19 | 2.61 | 169.92 | 119.62 | - | 1.00 | 8.38 | - |
| 1973-74 | 1419.41 | 386.67 | - | 148.28 | 133.59 | 237.52 | 113.64 | - | 75.80 | 9.94 | - |
| 1974-75 | 1553.54 | 246.16 | - | 290.68 | 29.15 | 203.75 | 179.23 | - | 125.27 | 12.34 | - |
| 1975-76 | 2044.24 | 331.64 | - | 481.70 | 24.36 | 314.15 | 214.95 | 0.85 | 153.39 | 15.19 | - |
| 1976-77 | 2154.20 | 361.92 | - | 516.92 | 106.17 | 270.85 | 151.46 | 8.14 | 128.16 | 14.89 | - |
| 1977-78 | 2097.15 | 393.68 | - | 645.02 | 111.41 | 204.87 | 132.27 | 3.35 | 138.29 | 17.60 | - |
| 1978-79 | 2273.90 | 426.27 | - | 721.51 | 39.83 | 206.74 | 177.23 | 6.32 | 230.36 | 23.99 | - |
| 1979-80 | 2312.52 | 409.16 | 47.87 | 734.18 | 61.55 | 169.92 | 176.98 | 7.86 | 317.73 | 39.17 | - |
| 1980-81 | 2658.96 | 602.44 | 64.62 | 667.17 | 47.56 | 184.81 | 265.51 | 2.96 | 330.63 | 38.66 | - |
| 1981-82 | 3351.31 | 930.31 | 78.79 | 676.29 | 32.42 | 203.99 | 295.19 | 7.84 | 364.74 | 57.34 | - |
| 1982-83 | 3978.84 | 989.88 | 102.16 | 836.60 | 27.30 | 466.83 | 415.23 | 5.98 | 423.73 | 59.81 | - |
| 1983-84 | 4207.55 | 1099.87 | 85.39 | 947.97 | 42.99 | 336.72 | 532.18 | 7.51 | 514.73 | 71.32 | - |
| 1984-85 | 4087.38 | 917.67 | 91.12 | 940.63 | 53.41 | 362.12 | 510.09 | 8.17 | 527.99 | 65.04 | - |
| 1985-86 | 5858.58 | 1004.51 | 80.31 | 1283.67 | 55.71 | 309.46 | 1114.42 | 19.37 | 655.56 | 56.26 | - |
| 1986-87 | 7502.68 | 1187.70 | 125.18 | 1768.15 | 64.24 | 479.19 | 1077.22 | 40.02 | 1156.83 | 58.20 | - |
| 1987-88 | 8758.92 | 1561.24 | 143.48 | 2342.29 | 49.39 | 547.29 | 1244.21 | 114.96 | 1323.54 | 67.91 | - |
| 1988-89 | 6471.76 | 1216.54 | 122.77 | 1684.26 | 15.89 | 219.94 | 978.83 | 26.21 | 1159.34 | 37.04 | 0.50 |
| 1989-90 | 7335.98 | 1281.25 | 150.86 | 1676.22 | 90.79 | 280.88 | 1040.21 | 23.20 | 1196.55 | 22.41 | - |
| 1990-91 | 10358.02 | 1380.16 | 122.59 | 2560.96 | 24.23 | 725.43 | 777.36 | 16.53 | 1012.17 | 22.12 | - |
| 1991-92 | 11370.58 | 1413.28 | 84.05 | 2125.11 | 276.44 | 1023.14 | 1157.55 | 36.23 | 1021.65 | 25.26 | - |
| 1992-93 | 11673.95 | 1644.93 | 92.47 | 2584.00 | 22.18 | 822.97 | 1169.56 | 31.91 | 1220.59 | 33.69 | - |
| 1993-94 | 7793.22 | 1013.64 | 72.15 | 2082.87 | 109.33 | 451.10 | 1442.67 | 18.04 | 831.08 | 19.91 | - |
| 1994-95 | 12954.08 | 1572.33 | 44.77 | 3020.69 | 105.65 | 924.78 | 2415.45✓ | 28.50✓ | 1188.30✓ | 21.31✓ | - |
| 1995-96 | 14264.14 | 1181.38 | 130.36 | 3665.54 | 62.21✓ | 1154.26 | 2396.42✓ | 23.671 | 1079.02✓ | 23.721 | - |
| 1996-97 | 13721.15 | 1521.11 | 215.71 | 4340.00 | 111.00 | 1600.00 | 2725.00 | 30.50 | 1260.00 | 32.80 | - |

Source: Annual Budget Statements of Punjab Government
Estimates of Charged Expenditure and Demands for Grants

Note:


- i In 1994-95 ADP includes TPP (Population Welfare).
- ii In 1995-96 outside ADP resources TPP (population welfare) minus expenditure on population welfare is equal to 53.142 million is included in cash balance.
- iii
- iv
- v

| Year | Local/Авто. Bodies | Block Allocation | Operational Shortfall |
|------|--------------------|------------------|-----------------------|
| 1987 | 1.60 | 140.00 | |
| 1988 | 43.65 | 82.14 | |
| 1989 | 4.29 | 146.85 | |
| 1990 | 2.83 | 146.68 | |
| 1991 | 3.79 | 127.82 | |
| 1992 | 2.83 | | |
| 1993 | 3.54 | | |
| 1994 | 11.87 | | |
| 1995 | 16.18 | | |
| 1996 | 121.71 | | |
| 1997 | 35.54 | | |
| 1998 | 49.37 | | |
| 1999 | 16.32 | | |
| 2000 | 15.09 | | |
| 2001 | 40.07 | | |
| 2002 | 25.38 | | |
| 2003 | 1930.50 | | |
| 2004 | 2360.53 | | |
| 2005 | 44.53 | | |
| 2006 | 395.15 | | |
| 2007 | 476.16 | | |
| 2008 | 745.95 | | |
| 2009 | 338.5 | | |
| 2010 | 101.42 | | |
| 2011 | 134.66 | | |
| 2012 | 96.1 | | |

Statements of Punjab Government
 1987 Expenditure and Demands for Grants

SINDH FINANCES

Revised Estimates



Social Policy and Development Centre

SINDH GOVERNMENT FINANCES

| Years | Federal Tax Assignments | Provincial Own Tax Revenue | Non-Tax Revenue | General Revenue Receipts | Current Revenue Expenditure | Revenue Surplus(+)/ Deficit(-) | Development Revenue Receipts | Net Capital Receipts | Net Public Account | Dev. Capital Receipts Public Debt | Total Resources | Total Annual Development Programme | [Rs. in Million] |
|---------|-------------------------|----------------------------|-----------------|--------------------------|-----------------------------|--------------------------------|------------------------------|----------------------|--------------------|-----------------------------------|-----------------|------------------------------------|-------------------------------|
| | | | | | | | | | | | | | Estimated Use Of Cash Balance |
| 1972-73 | 213.91 | 237.24 | 130.22 | 581.37 | 583.48 | -2.11 | 56.96 | 51.54 | 52.47 | 355.06 | 513.92 | 463.29 | 50.63 |
| 1973-74 | 211.49 | 300.31 | 218.84 | 730.63 | 747.31 | -16.68 | 116.94 | 27.94 | 5.00 | 333.78 | 466.98 | 617.63 | -150.65 |
| 1974-75 | 336.43 | 383.68 | 361.64 | 1081.75 | 1033.62 | 48.13 | 124.34 | 14.81 | 5.00 | 533.69 | 725.98 | 744.91 | -18.94 |
| 1975-76 | 590.76 | 509.86 | 259.67 | 1360.30 | 1305.07 | 55.23 | 80.27 | 22.93 | 1.00 | 577.97 | 737.40 | 788.00 | -50.60 |
| 1976-77 | 657.34 | 543.37 | 250.27 | 1450.98 | 1526.47 | -75.49 | 52.79 | 65.16 | 48.00 | 841.04 | 931.51 | 969.45 | -37.95 |
| 1977-78 | 745.45 | 502.57 | 511.74 | 1759.76 | 1810.05 | -50.29 | 167.79 | 54.37 | 15.00 | 688.20 | 875.07 | 864.89 | 10.19 |
| 1978-79 | 889.07 | 552.26 | 634.96 | 2076.28 | 2014.54 | 61.75 | 287.30 | -14.76 | 16.50 | 621.77 | 972.55 | 917.09 | 55.47 |
| 1979-80 | 1276.82 | 635.25 | 667.65 | 2579.71 | 2576.31 | 3.40 | 297.86 | -37.02 | 30.75 | 678.71 | 973.69 | 971.85 | 1.84 |
| 1980-81 | 1875.21 | 736.35 | 491.96 | 3103.52 | 2849.83 | 253.69 | 706.17 | -119.54 | 26.76 | 358.00 | 1225.07 | 1112.39 | 112.68 |
| 1981-82 | 2010.86 | 771.59 | 627.45 | 3409.89 | 3430.81 | -20.91 | 355.01 | -95.97 | 42.57 | 965.27 | 1245.97 | 1293.43 | -47.46 |
| 1982-83 | 2235.83 | 864.21 | 988.88 | 4088.92 | 4023.64 | 65.28 | 306.70 | 12.25 | 50.00 | 815.42 | 1249.64 | 1573.54 | -323.89 |
| 1983-84 | 2570.67 | 910.41 | 1584.09 | 5065.17 | 4984.57 | 80.60 | 279.85 | 199.28 | 70.67 | 1075.16 | 1705.56 | 1672.70 | 32.85 |
| 1984-85 | 2709.30 | 1014.16 | 2309.92 | 6033.38 | 5976.97 | 56.41 | 300.28 | -153.61 | 105.00 | 1517.88 | 1825.96 | 1677.52 | 148.44 |
| 1985-86 | 3031.20 | 1082.55 | 3410.59 | 7524.33 | 7397.25 | 127.08 | 714.07 | -143.78 | 115.00 | 1775.00 | 2587.37 | 2484.24 | 103.13 |
| 1986-87 | 3031.80 | 962.14 | 5335.66 | 9329.60 | 9605.65 | -276.04 | 680.22 | -210.23 | 486.27 | 2532.30 | 3212.52 | 3615.70 | -403.17 |
| 1987-88 | 3745.80 | 1117.49 | 5483.47 | 10346.76 | 10591.36 | -244.60 | 2395.10 | -246.68 | 491.28 | 1383.60 | 3778.70 | 3726.73 | 51.97 |
| 1988-89 | 5559.50 | 1142.95 | 5473.10 | 12175.55 | 11384.09 | 791.47 | 3220.37 | -1176.89 | 385.44 | 1027.77 | 4248.15 | 4319.45 | -71.30 |
| 1989-90 | 7149.50 | 1328.88 | 2883.94 | 11362.32 | 12941.44 | -1579.12 | 980.29 | 99.39 | 679.39 | 2650.42 | 2830.37 | 3814.31 | -983.94 |
| 1990-91 | 7915.90 | 1561.24 | 3440.46 | 12917.59 | 16286.30 | -3368.71 | 2182.32 | 389.27 | 1041.70 | 3090.86 | 3335.44 | 6352.87 | -3017.43 |
| 1991-92 | 14989.70 | 1902.84 | 2432.29 | 19324.83 | 19123.32 | 201.51 | 2451.58 | 277.49 | 2180.78 | 3645.94 | 8757.30 | 5878.43 | 2878.87 |
| 1992-93 | 16547.58 | 2024.25 | 3049.11 | 21620.95 | 21095.21 | 525.73 | 699.82 | -581.09 | 2853.51 | 2893.43 | 6391.40 | 5757.45 | 633.95 |
| 1993-94 | 21034.03 | 2370.92 | 2129.72 | 25534.67 | 25739.23 | -204.56 | 1920.96 | -463.02 | 2949.79 | 5685.24 | 9888.41 | 6418.20 | 3470.22 |
| 1994-95 | 24795.30 | 3125.26 | 3889.45 | 31810.01 | 31106.94 | 703.07 | 3790.29 | -737.42 | 3874.95 | 5909.43 | 13540.32 | 13257.14 | 283.18 |
| 1995-96 | 31664.47 | 3707.56 | 4079.04 | 39451.06 | 36826.84 | 2624.22 | 3694.01 | -1309.82 | 4737.27 | 4421.77 | 14167.46 | 14521.73 | -354.28 |
| 1996-97 | 34507.05 | 4281.48 | 3155.98 | 41944.51 | 41136.96 | 807.55 | 2522.50 | 617.65 | 4487.27 | 4447.15 | 12882.11 | 14784.14 | -1902.02 |

Source: Annual Budget Statements of Sindh Government
Estimates of Receipts of Sindh Government

Note:

- i Use of cash balance (reported) for the years 1991-92 onwards does not tally with the derived figures (i.e. total resources minus development expenditure).
- ii Annual Development Programme includes Forgien Project Assistance & tameer-e-Sindh Programme.
- iii
- iv
- v

SINDH GOVERNMENT REVENUE RECEIPTS

| Years | Provincial Receipts | Revenue Receipts | Tax Revenues | Direct Taxes | Tax On Incomes | Income Tax (Share Of Provinces) | Taxes From Agriculture | Property And Wealth Taxes | Urban Immovable Property Tax | [Rs. in Million] | |
|---------|---------------------|------------------|--------------|--------------|----------------|---------------------------------|------------------------|---------------------------|------------------------------|----------------------|----------------------------|
| | | | | | | | | | | Ordinary Collections | Less Share Of Local Bodies |
| 1972-73 | 1922.09 | 638.33 | 451.15 | 160.64 | 83.05 | 83.05 | - | 37.14 | 34.40 | 55.55 | -21.15 |
| 1973-74 | 1388.41 | 847.57 | 511.79 | 189.91 | 87.55 | 87.00 | 0.55 | 45.00 | 41.00 | 63.05 | -22.05 |
| 1974-75 | 1965.69 | 1206.09 | 720.11 | 199.79 | 95.68 | 95.13 | 0.55 | 50.60 | 45.60 | 67.55 | -21.95 |
| 1975-76 | 2295.84 | 1440.57 | 1100.62 | 423.41 | 300.65 | 300.10 | 0.55 | 58.20 | 50.70 | 50.70 | - |
| 1976-77 | 2765.17 | 1503.77 | 1200.71 | 527.65 | 411.25 | 410.70 | 0.55 | 62.70 | 53.50 | 83.75 | -30.25 |
| 1977-78 | 2846.78 | 1927.55 | 1248.03 | 572.66 | 441.45 | 440.95 | 0.50 | 56.35 | 46.35 | 76.09 | -29.74 |
| 1978-79 | 3373.55 | 2363.58 | 1441.33 | 683.37 | 544.55 | 544.55 | - | 50.35 | 40.35 | 80.00 | -39.65 |
| 1979-80 | 3965.78 | 2877.58 | 1912.07 | 978.98 | 839.70 | 839.70 | - | 34.00 | 18.00 | 122.50 | -104.50 |
| 1980-81 | 4423.92 | 3809.69 | 2611.57 | 1304.12 | 1129.86 | 1129.86 | - | 35.75 | 18.69 | 106.78 | -88.09 |
| 1981-82 | 4856.53 | 3764.90 | 2782.45 | 1517.98 | 1347.75 | 1347.50 | 0.25 | 45.37 | 23.00 | 132.24 | -109.24 |
| 1982-83 | 5624.68 | 4395.62 | 3100.04 | 1648.63 | 1474.70 | 1474.70 | - | 62.57 | 25.32 | 146.10 | -120.79 |
| 1983-84 | 7046.93 | 5345.01 | 3481.08 | 1798.35 | 1624.50 | 1624.50 | - | 63.38 | 29.98 | 173.59 | -143.61 |
| 1984-85 | 8009.31 | 6333.66 | 3723.46 | 1869.59 | 1643.60 | 1643.60 | - | 84.92 | 35.37 | 205.07 | -169.70 |
| 1985-86 | 10256.47 | 8238.41 | 4113.75 | 2066.62 | 1818.60 | 1818.60 | - | 93.69 | 39.69 | 230.84 | -191.16 |
| 1986-87 | 13171.23 | 10009.83 | 3993.94 | 1946.42 | 1783.60 | 1783.60 | - | 90.91 | 32.05 | 191.90 | -159.85 |
| 1987-88 | 17098.60 | 12741.86 | 4863.29 | 2196.96 | 2010.90 | 2010.90 | - | 111.62 | 55.62 | 333.15 | -277.53 |
| 1988-89 | 16968.67 | 15395.92 | 6702.45 | 2572.45 | 2382.30 | 2382.30 | - | 117.13 | 43.13 | 258.24 | -215.11 |
| 1989-90 | 16420.16 | 12342.62 | 8478.38 | 2986.04 | 2776.80 | 2776.80 | - | 127.70 | 50.00 | 299.40 | -249.40 |
| 1990-91 | 20264.53 | 15099.91 | 9477.14 | 3574.45 | 3340.00 | 3340.00 | - | 150.55 | 60.00 | 334.34 | -274.34 |
| 1991-92 | 28606.67 | 21776.41 | 16892.54 | 4776.58 | 4520.30 | 4520.30 | - | 160.55 | 70.00 | 369.24 | -299.24 |
| 1992-93 | 28517.70 | 22320.77 | 18571.84 | 6179.86 | 5927.47 | 5927.47 | - | 140.08 | 42.29 | 258.00 | -215.71 |
| 1993-94 | 36836.20 | 27455.63 | 23404.95 | 8114.15 | 7848.62 | 7848.62 | - | 134.63 | 50.24 | 300.00 | -249.76 |
| 1994-95 | 45745.92 | 35600.30 | 27920.56 | 9916.48 | 9558.22 | 9557.90 | 0.32 | 192.38 | 62.80 | 374.93 | -312.13 |
| 1995-96 | 53339.43 | 43145.07 | 35372.02 | 13175.98 | 12716.65 | 12716.33 | 0.32 | 238.57 | 52.13 | 312.15 | -260.02 |
| 1996-97 | 56290.25 | 44467.01 | 38788.53 | 15093.98 | 14580.13 | 14579.79 | 0.34 | 273.22 | 70.00 | 419.16 | -349.16 |

Source: Annual Budget Statements of Sindh Government
Estimates of Receipts of Sindh Government

Note:
i
ii
iii
iv
v

SINDH GOVERNMENT REVENUE RECEIPTS

[Rs. in Million]

| Years | Transfer Of Property Tax | Land Revenue | Gift Tax | Capital Gains Tax | Other Fed. Taxes | Tax On Professions, Trade & Callings | Indirect Taxes | Divisible Pool Indirect Taxes | Share Of Customs Duty (Export Of Cotton) | Share Of Sales Tax | Share Of Fed. Excise Duty (Tobacco) |
|---------|-----------------------------|-----------------|----------|----------------------|---------------------|---|-------------------|----------------------------------|---|-----------------------|---|
| 1972-73 | 2.74 | 35.00 | - | 0.70 | 2.81 | 1.94 | 290.51 | 128.05 | 41.10 | 44.61 | - |
| 1973-74 | 4.00 | 50.00 | - | 0.90 | 3.89 | 2.58 | 321.88 | 120.60 | 8.22 | 52.32 | - |
| 1974-75 | 5.00 | 45.00 | - | 2.57 | 4.50 | 1.44 | 520.32 | 236.80 | 44.40 | 86.30 | - |
| 1975-76 | 7.50 | 47.50 | 11.86 | - | - | 5.20 | 677.22 | 278.80 | 56.50 | 196.70 | - |
| 1976-77 | 9.20 | 35.00 | 3.20 | 10.00 | - | 5.50 | 673.06 | 243.44 | - | 217.20 | - |
| 1977-78 | 10.00 | 49.50 | 3.06 | 14.50 | 0.30 | 7.50 | 675.37 | 301.15 | - | 276.06 | - |
| 1978-79 | 10.00 | 59.55 | 3.42 | 17.50 | - | 8.00 | 757.96 | 341.10 | - | 315.68 | - |
| 1979-80 | 16.00 | 52.45 | 3.83 | 40.00 | - | 9.00 | 933.09 | 433.29 | - | 398.59 | - |
| 1980-81 | 17.06 | 71.40 | 4.18 | 45.00 | - | 17.93 | 1307.45 | 741.17 | 55.58 | 596.45 | - |
| 1981-82 | 22.37 | 53.74 | 2.32 | 43.80 | - | 25.00 | 1264.47 | 661.04 | - | 555.80 | - |
| 1982-83 | 37.25 | 28.00 | 6.56 | 46.80 | - | 30.00 | 1451.41 | 754.57 | - | 581.40 | - |
| 1983-84 | 33.40 | 15.00 | 5.47 | 60.00 | - | 30.00 | 1682.73 | 940.70 | 44.40 | 727.30 | - |
| 1984-85 | 49.55 | 26.67 | 6.60 | 76.25 | - | 31.55 | 1853.87 | 1059.10 | 53.20 | 842.90 | - |
| 1985-86 | 54.00 | 25.12 | - | 90.00 | - | 39.20 | 2047.13 | 1212.60 | 58.80 | 950.00 | - |
| 1986-87 | 58.86 | 25.12 | - | 0.10 | - | 46.68 | 2047.53 | 1248.20 | 21.50 | 1011.10 | - |
| 1987-88 | 56.00 | 25.50 | - | -0.08 | - | 49.02 | 2666.33 | 1734.90 | - | 1455.20 | - |
| 1988-89 | 74.00 | 24.46 | - | -1.43 | - | 50.00 | 4130.00 | 3177.20 | 416.90 | 2483.40 | - |
| 1989-90 | 77.70 | 29.54 | - | - | - | 52.00 | 5492.34 | 4372.70 | 643.00 | 3437.50 | - |
| 1990-91 | 90.55 | 29.60 | - | - | - | 54.30 | 5902.68 | 4575.90 | 610.20 | 3547.70 | - |
| 1991-92 | 90.55 | 35.13 | - | - | - | 60.60 | 12115.96 | 7840.10 | 359.90 | 3804.00 | - |
| 1992-93 | 97.79 | 44.54 | - | - | - | 67.77 | 12391.98 | 8051.11 | 88.46 | 4242.52 | - |
| 1993-94 | 84.39 | 43.36 | - | - | - | 87.54 | 15290.80 | 9813.25 | 76.96 | 5679.39 | - |
| 1994-95 | 129.58 | 54.92 | - | 0.13 | - | 110.84 | 18004.08 | 12062.19 | - | 7519.40 | 1603.30 |
| 1995-96 | 186.44 | 70.63 | - | 0.14 | - | 150.00 | 22196.04 | 14842.72 | - | 8851.71 | - |
| 1996-97 | 203.22 | 76.98 | - | 0.15 | - | 163.50 | 23694.55 | 16624.27 | - | 10028.81 | - |

Source. Annual Budget Statements of Sindh Government
Estimates of Receipts of Sindh Government

Note:
i
ii
iii
iv
v

SINDH GOVERNMENT REVENUE RECEIPTS

| Years | <i>[Rs. in Million]</i> | | | | | | | | | | |
|---------|-------------------------------------|-----------------------------------|------------------------------|------------------------|--------------------|-------------------|------------------------------|----------------------------|---|----------------------------|---------------------------|
| | Share Of Feder: Excise Duty (Sugar) | Share Of Feder: Excise Duty (Gas) | Share Of Royalty (Crude Oil) | Share Of Royalty (Gas) | Own Indirect Taxes | Provincial Excise | Spirits & Fermented Products | Medicated Wines & Licquors | Medicated & Toilet Prep. Containing Alcohol | Receipts From Distilleries | Fines, Confiscations, Etc |
| 1972-73 | 42.34 | - | - | - | 162.46 | 21.51 | 17.68 | 0.66 | 2.86 | 0.02 | 0.18 |
| 1973-74 | 60.07 | - | - | - | 201.28 | 28.41 | 23.73 | 0.90 | 3.25 | 0.01 | 0.25 |
| 1974-75 | 106.10 | - | - | - | 283.52 | 37.68 | 31.45 | 1.50 | 3.88 | 0.04 | 0.50 |
| 1975-76 | 25.60 | - | - | - | 398.42 | 56.40 | 56.40 | - | - | - | - |
| 1976-77 | 26.24 | - | - | - | 429.62 | 65.25 | 57.05 | 1.55 | 4.26 | 0.15 | 0.14 |
| 1977-78 | - | 24.70 | - | 0.39 | 374.22 | 13.41 | 0.60 | 4.40 | 7.61 | 0.20 | 0.20 |
| 1978-79 | - | 25.18 | - | 0.25 | 416.85 | 15.24 | 1.75 | 9.08 | 5.76 | 0.06 | 0.18 |
| 1979-80 | - | - | - | 34.69 | 499.81 | 11.38 | 0.35 | 4.00 | 7.53 | 0.30 | 0.30 |
| 1980-81 | - | - | - | 89.15 | 566.28 | 10.93 | 2.40 | 7.11 | 1.00 | 0.10 | 0.20 |
| 1981-82 | - | - | - | 105.24 | 603.43 | 21.25 | 15.90 | 2.00 | 2.50 | 0.03 | 0.30 |
| 1982-83 | - | - | - | 173.17 | 696.85 | 55.00 | 7.00 | 41.70 | 5.00 | 0.04 | 0.60 |
| 1983-84 | - | - | - | 169.00 | 742.03 | 78.00 | 67.19 | 4.20 | 5.20 | 0.05 | 0.65 |
| 1984-85 | - | - | - | 163.00 | 794.77 | 89.94 | 25.57 | 51.89 | 9.39 | 0.01 | 4.56 |
| 1985-86 | - | - | - | 203.80 | 834.53 | 89.15 | 29.00 | 49.15 | 8.50 | 0.01 | 4.50 |
| 1986-87 | - | - | - | 215.60 | 799.33 | 90.00 | 72.90 | 6.00 | 6.60 | 0.01 | 4.50 |
| 1987-88 | - | - | - | 279.70 | 931.43 | 87.00 | 69.50 | 4.00 | 9.00 | 0.01 | 1.00 |
| 1988-89 | - | - | - | 276.90 | 952.80 | 99.63 | 76.03 | 7.91 | 9.91 | 0.01 | 1.50 |
| 1989-90 | - | - | - | 292.20 | 1119.64 | 120.00 | 46.47 | 67.81 | 5.38 | - | - |
| 1990-91 | - | - | - | 418.00 | 1326.78 | 196.81 | 69.20 | 94.30 | 32.01 | - | - |
| 1991-92 | 2989.80 | - | - | 686.40 | 4275.86 | 206.81 | 79.20 | 94.30 | 33.01 | - | - |
| 1992-93 | 2406.22 | 451.44 | 634.68 | 227.79 | 4340.86 | 241.98 | 93.22 | 110.99 | 37.45 | - | - |
| 1993-94 | 3188.16 | - | - | 868.74 | 5477.55 | 300.89 | 122.84 | 131.35 | 46.34 | - | - |
| 1994-95 | 1014.10 | 931.00 | 568.84 | 425.56 | 5941.88 | 351.01 | 141.91 | 155.05 | 53.63 | - | - |
| 1995-96 | 3808.63 | - | - | 2182.38 | 7353.32 | 498.95 | 203.26 | 227.29 | 67.94 | - | - |
| 1996-97 | 3852.22 | - | - | 2743.24 | 7070.29 | 543.85 | 221.56 | 247.75 | 74.05 | - | - |

Source: Annual Budget Statements of Sindh Government
Estimates of Receipts of Sindh Government

Note:
i
ii
iii
iv
v

SINDH GOVERNMENT REVENUE RECEIPTS

[Rs. in Million]

| Years | Services Rendered | Stamp Duties | Stamp Duties : Non-Judicial | Stamp Duties : Judicial | Motor Vehicle Tax | Receipts Under Motor Vehicle Act | Fees For Registration of Motor Vehicles | Other Fees & Misc. Receipts | Receipts From Bus & Trucks Services | Other Receipts | Motor Vehicles Fitness Certificates |
|---------|-------------------|--------------|-----------------------------|-------------------------|-------------------|----------------------------------|---|-----------------------------|-------------------------------------|----------------|-------------------------------------|
| 1972-73 | 0.11 | 36.07 | 31.48 | 4.60 | 31.79 | 28.84 | - | - | - | 2.95 | - |
| 1973-74 | 0.27 | 40.00 | 34.91 | 5.09 | 41.00 | 35.40 | - | - | - | 5.60 | - |
| 1974-75 | 0.32 | 50.00 | 44.00 | 6.00 | 48.25 | 42.66 | - | - | - | 5.60 | - |
| 1975-76 | - | 82.50 | 72.60 | 9.90 | 59.18 | 59.18 | - | - | - | - | - |
| 1976-77 | 2.10 | 105.00 | 92.50 | 12.50 | 67.40 | 57.40 | - | - | - | 10.00 | - |
| 1977-78 | 0.40 | 110.00 | 95.00 | 15.00 | 87.92 | 71.50 | - | - | - | 16.42 | - |
| 1978-79 | -1.57 | 110.00 | 100.01 | 9.99 | 89.05 | 68.65 | 1.10 | 1.26 | - | 18.05 | 10.00 |
| 1979-80 | -1.10 | 150.00 | 135.00 | 15.00 | 98.93 | 73.50 | 1.60 | 1.40 | - | 22.43 | 14.80 |
| 1980-81 | 0.11 | 180.00 | 160.00 | 20.00 | 110.80 | 84.00 | 5.80 | 1.00 | - | 20.00 | 13.00 |
| 1981-82 | 0.53 | 210.00 | 185.00 | 25.00 | 150.00 | 7.00 | 10.00 | 106.56 | - | 26.44 | - |
| 1982-83 | 0.66 | 233.88 | 208.65 | 25.23 | 200.00 | 18.40 | - | 158.10 | - | 23.50 | - |
| 1983-84 | 0.71 | 210.00 | 190.00 | 20.00 | 217.51 | 19.00 | 3.00 | 171.29 | - | 24.22 | - |
| 1984-85 | -1.48 | 273.15 | 250.15 | 23.00 | 228.17 | 22.01 | 180.98 | 25.18 | - | - | - |
| 1985-86 | -2.00 | 278.14 | 255.80 | 22.34 | 230.50 | 8.08 | 10.78 | 188.59 | - | 23.05 | - |
| 1986-87 | - | 325.19 | 300.19 | 25.00 | 214.10 | 177.45 | 7.80 | 8.85 | - | 20.00 | 12.35 |
| 1987-88 | 3.50 | 384.45 | 346.95 | 37.50 | 264.42 | 36.50 | 198.00 | - | - | 29.92 | 18.00 |
| 1988-89 | 4.28 | 396.35 | 356.00 | 40.35 | 264.00 | 18.00 | 20.00 | 196.50 | - | 29.50 | 18.20 |
| 1989-90 | 0.34 | 416.17 | 373.60 | 42.57 | 279.84 | 18.00 | 20.00 | 211.19 | - | 30.65 | 18.70 |
| 1990-91 | 1.30 | 502.37 | 453.00 | 49.37 | 342.14 | 43.00 | 255.50 | 10.50 | - | 33.14 | 19.64 |
| 1991-92 | 0.30 | 512.37 | 467.66 | 44.71 | 350.09 | 261.09 | 50.00 | - | - | 39.00 | 25.00 |
| 1992-93 | 0.32 | 656.99 | 565.00 | 91.99 | 420.00 | 58.00 | - | - | - | 362.00 | - |
| 1993-94 | 0.37 | 930.27 | 891.30 | 38.97 | 557.30 | 381.85 | 29.00 | 42.00 | - | 104.46 | 83.68 |
| 1994-95 | 0.42 | 1200.00 | 1148.63 | 51.37 | 565.92 | 387.74 | 31.00 | 43.20 | - | 103.98 | 79.62 |
| 1995-96 | 0.45 | 1500.00 | 1429.53 | 70.47 | 513.23 | 425.18 | - | - | - | 88.04 | 68.56 |
| 1996-97 | 0.49 | 1800.02 | 1723.19 | 76.83 | 559.42 | 463.45 | - | - | - | 95.97 | 74.73 |

Source: Annual Budget Statements of Sindh Government
Estimates of Receipts of Sindh Government

Note:
i
ii
iii
iv
v

SINDH GOVERNMENT REVENUE RECEIPTS

| Years | [Rs. in Million] | | | | | | | | | | |
|---------|-------------------|----------------------|-------------------|-------------|---------------|-------------------|------------|----------------|----------------|-------------|------------|
| | Route Permit Fees | Other Indirect Taxes | Entertainment Tax | Betting Tax | Cess All Type | Cess On Education | Other Cess | Betterment Tax | Fees All Types | Cotton Fees | Other Fees |
| 1972-73 | - | 73.08 | 20.12 | 11.26 | 28.51 | 25.00 | 3.51 | - | - | - | - |
| 1973-74 | - | 91.88 | 22.50 | 11.53 | 35.90 | 27.50 | 8.40 | 4.20 | - | - | - |
| 1974-75 | - | 147.59 | 54.99 | - | 44.00 | 33.00 | 11.00 | 8.65 | 17.70 | 17.70 | - |
| 1975-76 | - | 200.34 | 100.91 | - | 33.75 | 33.75 | - | 8.50 | 19.30 | 19.30 | - |
| 1976-77 | - | 191.97 | 92.37 | - | 34.50 | 34.50 | - | 9.50 | 25.10 | 25.10 | - |
| 1977-78 | - | 162.89 | 65.39 | - | 31.00 | 31.00 | - | 9.50 | 32.70 | 32.70 | - |
| 1978-79 | 8.05 | 202.56 | 77.00 | - | 30.00 | 30.00 | - | 5.00 | 24.38 | 24.38 | - |
| 1979-80 | 7.63 | 239.50 | 85.00 | - | 32.00 | 32.00 | - | 1.90 | 40.00 | 40.00 | - |
| 1980-81 | 7.00 | 264.55 | 101.19 | - | 33.00 | 33.00 | - | 2.27 | 59.00 | 42.00 | 17.00 |
| 1981-82 | - | 222.18 | 104.00 | - | 28.00 | 28.00 | - | 2.54 | 40.99 | 40.99 | - |
| 1982-83 | - | 207.97 | 95.00 | - | 25.00 | 25.00 | - | 2.64 | 44.99 | 44.99 | - |
| 1983-84 | - | 236.51 | 97.50 | - | 25.00 | 25.00 | - | 2.95 | 32.00 | 32.00 | - |
| 1984-85 | - | 203.51 | 102.38 | - | 0.53 | 0.53 | - | 3.10 | 33.98 | 33.98 | - |
| 1985-86 | - | 236.75 | 112.38 | - | 0.55 | 0.55 | - | 3.50 | 27.59 | 27.59 | - |
| 1986-87 | 7.65 | 170.04 | 60.51 | - | 0.58 | 0.58 | - | 4.20 | 27.90 | 36.95 | -9.05 |
| 1987-88 | 11.92 | 195.56 | 60.36 | - | 0.63 | 0.63 | - | 4.54 | 30.13 | 39.91 | -9.78 |
| 1988-89 | 11.30 | 192.82 | 50.50 | - | 0.66 | 0.66 | - | 4.41 | 30.00 | 30.00 | - |
| 1989-90 | 11.95 | 303.63 | 94.78 | - | 0.75 | 0.75 | - | 7.49 | 39.55 | 39.55 | - |
| 1990-91 | 13.50 | 285.46 | 52.37 | - | 15.71 | 15.71 | - | 4.77 | 25.19 | 25.19 | - |
| 1991-92 | 14.00 | 577.28 | 54.99 | - | 20.76 | 20.76 | - | 5.15 | 26.45 | 26.45 | - |
| 1992-93 | - | 452.89 | 40.57 | - | 20.08 | 20.08 | - | 7.00 | 10.28 | 10.28 | - |
| 1993-94 | 20.78 | 316.92 | 52.60 | - | 28.54 | 28.54 | - | 11.94 | 40.09 | 40.09 | - |
| 1994-95 | 24.36 | 649.75 | 36.25 | - | 18.96 | 18.96 | - | 14.50 | 36.17 | 36.17 | - |
| 1995-96 | 19.48 | 735.74 | 39.15 | - | 8.22 | 8.22 | - | 6.34 | 75.00 | 75.00 | - |
| 1996-97 | 21.23 | 864.00 | 42.67 | - | 88.19 | 1.09 | 87.10 | 6.91 | 81.75 | 81.75 | - |

Source: Annual Budget Statements of Sindh Government
Estimates of Receipts of Sindh Government

Note:
i
ii
iii
iv
v

SINDH GOVERNMENT REVENUE RECEIPTS

| Years | Tax On Hotels | Electricity Duty | Other (Paddy) | Surcharges - Natural Gas | Non-Tax Receipts(Incl. Dev. Rev. Receipts) | Income From Property & Enterprise | Profits | Hydro Electricity | Others (Profit) | Interest | [Rs. in Million] |
|---------|------------------|---------------------|------------------|-----------------------------|---|---|---------|----------------------|-----------------|----------|--|
| | | | | | | | | | | | Loans & Advances To Local Bodies |
| 1972-73 | 0.50 | 12.44 | 0.26 | - | 187.18 | 21.77 | - | - | - | 21.77 | 21.77 |
| 1973-74 | 0.51 | 17.00 | 0.24 | - | 335.78 | 47.46 | 20.00 | - | 20.00 | 27.46 | 26.30 |
| 1974-75 | 1.28 | 20.59 | 0.37 | - | 485.99 | 109.74 | 72.68 | - | 72.68 | 37.06 | 36.23 |
| 1975-76 | - | 21.17 | 16.71 | - | 339.94 | 62.21 | 35.00 | - | 35.00 | 27.21 | 27.21 |
| 1976-77 | 2.00 | 22.50 | 6.00 | - | 303.07 | 25.92 | 10.00 | - | 10.00 | 15.92 | 15.06 |
| 1977-78 | 5.00 | 15.00 | 4.30 | - | 679.53 | 55.49 | 26.00 | - | 26.00 | 29.49 | 28.00 |
| 1978-79 | 5.50 | 55.69 | 5.00 | - | 922.25 | 45.79 | 30.50 | - | 30.50 | 15.29 | 12.96 |
| 1979-80 | 6.80 | 51.80 | 22.00 | - | 965.51 | 25.28 | - | - | - | 23.77 | 6.83 |
| 1980-81 | 7.81 | 55.00 | 6.28 | - | 1198.13 | 32.88 | - | - | - | 32.81 | 7.22 |
| 1981-82 | 9.62 | 28.00 | 9.03 | - | 982.46 | 68.92 | 47.43 | - | 47.43 | 21.33 | 7.44 |
| 1982-83 | 10.72 | 20.00 | 9.62 | - | 1295.58 | 55.17 | - | - | - | 30.92 | 8.33 |
| 1983-84 | 12.50 | 56.36 | 10.20 | - | 1863.94 | 16.00 | - | - | - | 15.00 | 8.32 |
| 1984-85 | 14.70 | 40.00 | 8.83 | - | 2610.20 | 35.26 | - | - | - | 32.04 | 10.83 |
| 1985-86 | 17.50 | 70.00 | 5.23 | - | 4124.66 | 48.64 | - | - | - | 33.64 | 30.90 |
| 1986-87 | 20.36 | 50.00 | 6.49 | - | 6015.89 | 571.60 | - | - | - | 555.37 | 47.47 |
| 1987-88 | 23.00 | 70.00 | 6.91 | - | 7878.57 | 123.62 | - | - | - | 106.26 | 56.31 |
| 1988-89 | 24.15 | 79.80 | 3.30 | - | 8693.47 | 408.74 | - | - | - | 408.25 | 59.38 |
| 1989-90 | 47.87 | 103.63 | 9.57 | - | 3864.24 | 523.99 | - | - | - | 523.29 | 67.80 |
| 1990-91 | 30.93 | 150.03 | 6.47 | - | 5622.78 | 515.73 | - | - | - | 497.87 | 65.45 |
| 1991-92 | 38.17 | 424.57 | 7.19 | 2629.30 | 4883.87 | 514.90 | - | - | - | 497.04 | 65.45 |
| 1992-93 | 55.06 | 312.56 | 7.34 | 2569.00 | 3748.93 | 38.73 | - | - | - | 20.00 | 17.57 |
| 1993-94 | 69.67 | 104.31 | 9.77 | 3372.16 | 4050.69 | 132.82 | - | - | - | 110.00 | 65.53 |
| 1994-95 | 102.03 | 288.00 | 153.85 | 3175.21 | 7679.74 | 103.18 | - | - | - | 102.36 | 60.97 |
| 1995-96 | 79.90 | 270.17 | 256.96 | 4105.41 | 7773.05 | 205.40 | - | - | - | 200.55 | 155.85 |
| 1996-97 | - | 294.48 | 350.00 | 3303.00 | 5678.48 | 271.46 | - | - | - | 270.50 | 221.78 |

Source: Annual Budget Statements of Sindh Government
Estimates of Receipts of Sindh Government

Note:
i
ii
iii
iv
v

SINDH GOVERNMENT REVENUE RECEIPTS

| Years | [Rs. in Million] | | | | | | | | | | |
|---------|--|---|-----------------------|--------------------|-----------------------------|----------------------------|----------------------|-----------|-----------------------|---------------------------|--------------------|
| | Loans & Advances To Non-Financial Institutions | Loans & Advances To Government Servants | Commercial Department | Arrears Of Revenue | Investment Of Cash Balances | Loans & Advances To Others | Deduction (Interest) | Dividends | Finacial Institutions | Non-Finacial Institutions | Others (Dividends) |
| 1972-73 | - | - | - | - | - | - | - | - | - | - | - |
| 1973-74 | - | 0.01 | - | - | 0.83 | 0.31 | - | - | - | - | - |
| 1974-75 | - | 0.01 | - | - | 0.83 | - | - | - | - | - | - |
| 1975-76 | - | - | - | - | - | - | - | - | - | - | - |
| 1976-77 | - | 0.02 | - | - | 0.84 | - | - | - | - | - | - |
| 1977-78 | - | 0.02 | - | - | 1.17 | 0.31 | - | - | - | - | - |
| 1978-79 | - | - | - | - | 1.19 | 1.15 | - | - | - | - | - |
| 1979-80 | 15.52 | 0.01 | - | - | 1.19 | 0.23 | - | 1.51 | 1.51 | - | - |
| 1980-81 | 23.78 | 0.01 | - | - | 1.58 | 0.23 | - | 0.06 | - | 0.06 | - |
| 1981-82 | 12.08 | 0.01 | - | - | 1.57 | 0.23 | - | 0.16 | 0.16 | - | - |
| 1982-83 | 20.77 | 0.01 | - | - | 1.59 | 0.23 | - | 24.25 | 24.25 | - | - |
| 1983-84 | 4.90 | 0.01 | - | - | 1.54 | 0.23 | - | 1.00 | 1.00 | - | - |
| 1984-85 | 19.38 | 0.02 | - | - | 1.60 | 0.23 | - | 3.22 | 3.22 | - | - |
| 1985-86 | 0.91 | 0.02 | - | - | 1.60 | 0.23 | - | 15.00 | - | 15.00 | - |
| 1986-87 | 506.02 | 0.02 | - | - | 1.75 | 0.11 | - | 16.23 | 0.06 | 16.17 | - |
| 1987-88 | 48.08 | 0.02 | - | - | 1.75 | 0.11 | - | 17.36 | 17.36 | - | - |
| 1988-89 | 346.80 | 0.26 | - | - | 1.71 | 0.11 | - | 0.48 | 0.42 | 0.06 | - |
| 1989-90 | 452.89 | 0.78 | - | - | 1.71 | 0.11 | - | 0.71 | 0.65 | 0.06 | - |
| 1990-91 | 429.82 | 0.78 | - | - | 1.71 | 0.11 | - | 17.86 | 0.16 | 17.70 | - |
| 1991-92 | 429.82 | 0.78 | - | - | 0.88 | 0.11 | - | 17.86 | 0.16 | 17.70 | - |
| 1992-93 | 0.11 | 0.85 | - | - | 1.47 | - | - | 18.73 | 18.73 | - | - |
| 1993-94 | 41.84 | 0.92 | - | - | 1.59 | 0.13 | - | 22.82 | 22.82 | - | - |
| 1994-95 | 38.93 | 0.85 | - | - | 1.48 | 0.12 | - | 0.82 | 0.82 | - | - |
| 1995-96 | 42.05 | 0.92 | - | - | 1.60 | 0.13 | - | 4.86 | 0.47 | 4.39 | - |
| 1996-97 | 45.83 | 1.00 | - | - | 1.74 | 0.14 | - | 0.96 | 0.09 | 0.87 | - |

Source: Annual Budget Statements of Sindh Government
Estimates of Receipts of Sindh Government

Note:
i
ii
iii
iv
v

SINDH GOVERNMENT REVENUE RECEIPTS

[Rs. in Million]

| Years | Civil Administration & Other Functions | General Administration | Organs Of State | Fiscal Administration | Economic Regulation | Law & Order | Justice | Police | Jail | Civil Defence | Community Services |
|---------|--|------------------------|-----------------|-----------------------|---------------------|-------------|---------|--------|-------|---------------|--------------------|
| 1972-73 | 165.41 | 1.08 | 0.70 | 0.38 | - | 9.09 | 4.17 | 4.45 | 0.46 | 0.00 | 7.05 |
| 1973-74 | 288.33 | 3.05 | 2.70 | 0.35 | - | 19.55 | 3.90 | 14.77 | 0.88 | 0.00 | 7.93 |
| 1974-75 | 376.25 | 2.14 | 1.79 | 0.35 | - | 20.67 | 4.00 | 15.39 | 1.28 | 0.01 | 9.11 |
| 1975-76 | 277.73 | 2.40 | 1.85 | 0.55 | - | 31.67 | 10.20 | 20.58 | 0.89 | 0.01 | 19.01 |
| 1976-77 | 277.15 | 2.49 | 1.84 | 0.65 | - | 32.50 | 11.20 | 20.26 | 1.04 | 0.01 | 15.91 |
| 1977-78 | 624.04 | 3.24 | 2.44 | 0.80 | - | 36.65 | 19.50 | 16.00 | 1.15 | 0.01 | 18.50 |
| 1978-79 | 876.46 | 3.55 | 2.75 | 0.80 | - | 34.27 | 19.50 | 13.60 | 1.16 | 0.01 | 17.75 |
| 1979-80 | 940.23 | 3.39 | 0.10 | 1.79 | 1.50 | 53.08 | 25.85 | 25.97 | 1.26 | 0.00 | 21.44 |
| 1980-81 | 1165.25 | 3.79 | 0.05 | 1.79 | 1.95 | 61.25 | 31.48 | 28.57 | 1.20 | 0.00 | 26.43 |
| 1981-82 | 913.53 | 6.02 | 0.08 | 3.94 | 2.00 | 66.53 | 33.05 | 32.21 | 1.26 | 0.00 | 34.53 |
| 1982-83 | 1240.41 | 6.78 | 0.08 | 4.43 | 2.27 | 87.86 | 34.00 | 52.51 | 1.33 | 0.03 | 36.78 |
| 1983-84 | 1847.94 | 6.95 | 0.09 | 4.20 | 2.66 | 99.24 | 32.50 | 65.31 | 1.40 | 0.02 | 35.89 |
| 1984-85 | 2574.94 | 9.67 | 0.13 | 6.74 | 2.79 | 110.30 | 40.74 | 68.08 | 1.47 | 0.00 | 39.18 |
| 1985-86 | 4076.01 | 10.16 | 0.18 | 6.98 | 3.00 | 105.54 | 38.50 | 65.50 | 1.53 | 0.00 | 44.70 |
| 1986-87 | 5444.29 | 10.67 | 0.18 | 7.33 | 3.15 | 96.76 | 26.03 | 68.78 | 1.95 | 0.00 | 46.94 |
| 1987-88 | 7754.95 | 11.25 | 0.19 | 7.75 | 3.31 | 102.38 | 28.11 | 72.21 | 2.05 | 0.00 | 49.28 |
| 1988-89 | 8284.73 | 12.16 | 0.26 | 8.70 | 3.20 | 103.53 | 26.00 | 74.38 | 3.00 | 0.15 | 47.30 |
| 1989-90 | 3340.24 | 15.96 | 0.28 | 10.78 | 4.90 | 106.09 | 27.84 | 75.00 | 3.10 | 0.16 | 53.40 |
| 1990-91 | 5107.04 | 24.50 | 0.41 | 12.26 | 11.83 | 177.73 | 29.06 | 145.28 | 3.20 | 0.20 | 80.13 |
| 1991-92 | 4368.97 | 25.80 | 0.44 | 13.36 | 12.00 | 187.67 | 31.38 | 152.62 | 3.46 | 0.22 | 100.25 |
| 1992-93 | 3710.20 | 35.24 | 3.72 | 14.12 | 17.40 | 222.01 | 28.32 | 192.97 | 0.63 | 0.10 | 93.35 |
| 1993-94 | 3917.86 | 42.45 | 4.42 | 22.03 | 16.00 | 281.71 | 40.51 | 240.45 | 0.75 | 0.00 | 103.12 |
| 1994-95 | 7576.56 | 46.24 | 0.96 | 24.75 | 20.53 | 312.73 | 45.05 | 265.75 | 1.89 | 0.05 | 139.89 |
| 1995-96 | 7567.64 | 40.92 | 0.96 | 19.54 | 20.42 | 428.53 | 30.56 | 379.38 | 18.58 | 0.00 | 123.91 |
| 1996-97 | 5407.02 | 44.61 | 1.05 | 21.30 | 22.26 | 449.12 | 33.31 | 413.53 | 2.22 | 0.06 | 135.06 |

Source: Annual Budget Statements of Sindh Government
Estimates of Receipts of Sindh Government

Note:
i
ii
iii
iv
v

SINDH GOVERNMENT REVENUE RECEIPTS

| Years | [Rs. in Million] | | | | | | | | | | |
|---------|------------------|----------|--------------|------------------------|--------------------------|-----------------|-----------|------------|---------------|-----------------------|-------------------|
| | Civil Works | Building | Communcation | Public Health Services | Other Community Services | Social Services | Education | University | Arts Colleges | Professional Colleges | Secondary Schools |
| 1972-73 | 7.04 | 0.66 | 6.38 | 0.01 | - | 12.99 | 11.63 | 9.70 | 9.00 | 0.70 | 0.35 |
| 1973-74 | 5.63 | 0.69 | 4.94 | 2.30 | - | 16.65 | 14.50 | 10.53 | 6.91 | 3.63 | - |
| 1974-75 | 6.23 | 0.75 | 5.48 | 2.88 | - | 16.42 | 14.06 | 9.40 | 9.27 | 0.13 | - |
| 1975-76 | 15.82 | 0.85 | 14.97 | 3.19 | - | 17.77 | 15.07 | - | - | - | - |
| 1976-77 | 12.70 | 0.93 | 11.78 | 3.21 | - | 15.50 | 12.50 | 8.22 | 8.10 | 0.12 | - |
| 1977-78 | 14.50 | 2.00 | 12.50 | 4.00 | - | 20.06 | 16.00 | 11.65 | 11.50 | 0.15 | - |
| 1978-79 | 15.25 | 2.25 | 13.00 | 2.50 | - | 19.74 | 15.54 | 11.21 | 11.06 | 0.15 | - |
| 1979-80 | 18.15 | 18.15 | - | 3.30 | - | 23.46 | 18.81 | 14.45 | 14.30 | 0.15 | - |
| 1980-81 | 24.25 | 24.25 | - | 2.18 | - | 28.93 | 23.14 | 17.66 | 17.46 | 0.20 | - |
| 1981-82 | 32.24 | 32.24 | - | 2.29 | - | 24.25 | 18.55 | 13.66 | 13.50 | 0.15 | - |
| 1982-83 | 34.49 | 34.49 | - | 2.29 | - | 38.74 | 24.93 | 19.32 | 19.17 | 0.15 | - |
| 1983-84 | 33.35 | 33.35 | - | 2.54 | - | 38.95 | 26.29 | 17.10 | 16.95 | 0.15 | - |
| 1984-85 | 33.28 | 33.28 | - | 5.90 | - | 48.03 | 33.04 | 23.89 | 23.69 | 0.20 | - |
| 1985-86 | 38.95 | 38.95 | - | 5.75 | - | 68.13 | 46.62 | 25.48 | 25.28 | 0.20 | 12.79 |
| 1986-87 | 40.90 | 40.90 | - | 6.04 | - | 71.54 | 48.95 | 26.76 | 26.55 | 0.21 | 13.76 |
| 1987-88 | 42.94 | 3.00 | 39.94 | 6.34 | - | 93.16 | 69.44 | 30.35 | 30.01 | 0.34 | 27.89 |
| 1988-89 | 40.80 | 7.52 | 33.28 | 6.50 | - | 105.71 | 79.00 | 33.00 | 32.66 | 0.34 | 32.80 |
| 1989-90 | 43.40 | 7.30 | 36.10 | 10.00 | - | 132.25 | 100.00 | 45.00 | 44.50 | 0.50 | 39.00 |
| 1990-91 | 54.85 | 10.18 | 44.67 | 25.28 | - | 138.28 | 105.00 | 45.60 | 45.00 | 0.60 | 40.00 |
| 1991-92 | 64.85 | 11.23 | 53.62 | 35.40 | - | 173.39 | 120.00 | 52.25 | 51.60 | 0.65 | 46.20 |
| 1992-93 | 89.17 | 89.17 | - | 4.17 | - | 188.27 | 142.80 | 62.07 | 61.30 | 0.77 | 54.89 |
| 1993-94 | 98.00 | 15.37 | 82.64 | 5.11 | - | 129.96 | 94.17 | 49.04 | 48.36 | 0.68 | 35.13 |
| 1994-95 | 130.04 | 21.13 | 108.91 | 9.85 | - | 236.67 | 180.29 | 90.96 | 89.72 | 1.24 | 69.84 |
| 1995-96 | 113.18 | 22.83 | 90.35 | 10.73 | - | 239.99 | 196.07 | 99.24 | 97.43 | 1.81 | 75.78 |
| 1996-97 | 123.37 | 24.88 | 98.49 | 11.70 | - | 261.59 | 213.72 | 108.17 | 106.20 | 1.97 | 82.60 |

Source: Annual Budget Statements of Sindh Government
Estimates of Receipts of Sindh Government

- Note:
i
ii
iii
iv
v

SINDH GOVERNMENT REVENUE RECEIPTS

| Years | [Rs. in Million] | | | | | | | | | | |
|---------|------------------|-------------------|-----------------------------------|-----------------------|-------------------|-----------------------|-------------------------|--------|------------------|---------------------|-------------------|
| | Primary School: | Special Education | Technical & Commercial Institutes | Special Contributions | Education General | Receipts From Museums | Education Other General | Health | Health Education | Health User Charges | Hospital Receipts |
| 1972-73 | 0.81 | 0.04 | 0.29 | - | 0.06 | - | 0.38 | 1.35 | 0.30 | 0.95 | 0.73 |
| 1973-74 | 3.10 | 0.38 | - | - | 0.06 | - | 0.43 | 2.15 | 0.53 | 1.22 | 1.00 |
| 1974-75 | 3.90 | 0.03 | 0.38 | - | 0.06 | - | 0.29 | 2.37 | 0.75 | 1.38 | 1.15 |
| 1975-76 | - | - | - | - | - | - | - | 2.70 | 2.70 | - | - |
| 1976-77 | 3.65 | 0.03 | 0.35 | - | 0.06 | - | 0.19 | 3.00 | 1.40 | 1.54 | 1.26 |
| 1977-78 | 3.66 | 0.03 | 0.40 | - | 0.07 | - | 0.20 | 4.00 | 1.84 | 1.95 | 1.60 |
| 1978-79 | 3.66 | 0.03 | 0.36 | - | 0.07 | - | 0.22 | 4.20 | 2.00 | 1.95 | 1.60 |
| 1979-80 | 3.66 | 0.04 | 0.36 | - | 0.07 | - | 0.24 | 4.62 | 2.09 | 1.95 | 1.60 |
| 1980-81 | 4.58 | 0.05 | 0.45 | - | 0.10 | - | 0.30 | 5.76 | 2.60 | 2.46 | 2.10 |
| 1981-82 | 4.07 | 0.51 | - | - | 0.08 | - | 0.23 | 5.64 | 2.70 | 2.21 | 2.00 |
| 1982-83 | 4.54 | 0.06 | 0.60 | - | 0.30 | - | 0.12 | 13.75 | 2.20 | 11.01 | 10.79 |
| 1983-84 | 5.04 | 0.76 | - | - | 3.30 | - | 0.10 | 12.56 | 2.23 | 9.44 | 9.27 |
| 1984-85 | 5.04 | 0.06 | 0.83 | - | 3.08 | - | 0.16 | 14.87 | 2.05 | 10.71 | 10.54 |
| 1985-86 | 5.04 | 3.12 | - | - | 0.04 | - | 0.16 | 21.35 | 2.06 | 17.89 | 17.66 |
| 1986-87 | 5.03 | 0.13 | 3.08 | - | 0.04 | - | 0.16 | 22.42 | 1.92 | 18.99 | 18.71 |
| 1987-88 | 7.58 | 0.33 | 3.08 | - | - | - | 0.22 | 23.54 | 2.10 | 21.63 | 21.35 |
| 1988-89 | 9.00 | 0.33 | 3.63 | - | 0.04 | - | 0.20 | 26.51 | 2.92 | 23.31 | 23.06 |
| 1989-90 | 11.05 | 0.50 | 4.00 | - | 0.05 | - | 0.40 | 32.00 | 2.97 | 28.16 | 27.91 |
| 1990-91 | 13.55 | - | - | - | - | - | - | 33.00 | 2.97 | 28.77 | 28.52 |
| 1991-92 | 15.23 | 0.65 | 4.81 | - | 0.32 | - | 0.54 | 53.09 | 2.01 | 48.26 | 48.26 |
| 1992-93 | 18.34 | 6.48 | - | - | 0.39 | - | 0.64 | 44.68 | 1.69 | 40.54 | 40.39 |
| 1993-94 | 5.32 | 4.11 | - | - | 0.45 | - | 0.13 | 35.41 | 3.31 | 30.08 | 29.89 |
| 1994-95 | 10.12 | 0.33 | 7.82 | - | 0.90 | - | 0.32 | 50.84 | 4.61 | 43.40 | 43.14 |
| 1995-96 | 10.93 | 0.36 | 8.44 | - | 0.98 | - | 0.34 | 38.45 | 3.98 | 30.73 | 30.45 |
| 1996-97 | 11.91 | 0.39 | 9.20 | - | 1.06 | - | 0.37 | 41.91 | 4.34 | 33.49 | 33.19 |

Source: Annual Budget Statements of Sindh Government
Estimates of Receipts of Sindh Government

Note:
i
ii
iii
iv
v

SINDH GOVERNMENT REVENUE RECEIPTS

[Rs. in Million]

| Years | Mental Hospital | Sale Of Medicines And Vaccines | Health Contributions | Others | Refunds | Manpower Management | Housing & Physical Planning | Social Security & Social Welfare | Economic Services | Agriculture & Food | Agriculture |
|---------|-----------------|--------------------------------|----------------------|--------|---------|---------------------|-----------------------------|----------------------------------|-------------------|--------------------|-------------|
| 1972-73 | 0.20 | 0.02 | 0.21 | 0.05 | -0.15 | - | - | - | 42.55 | 21.59 | 10.06 |
| 1973-74 | 0.20 | 0.02 | 0.37 | 0.23 | -0.20 | - | - | - | 102.80 | 27.18 | 16.53 |
| 1974-75 | 0.20 | 0.03 | 0.17 | 0.30 | -0.23 | - | - | - | 88.50 | 25.23 | 11.91 |
| 1975-76 | - | - | - | - | - | - | - | - | 97.81 | 34.49 | 13.00 |
| 1976-77 | 0.24 | 0.04 | 0.26 | 0.20 | -0.40 | - | - | - | 106.57 | 40.25 | 16.13 |
| 1977-78 | 0.30 | 0.05 | 0.31 | 0.25 | -0.35 | 0.06 | - | - | 162.94 | 50.98 | 22.50 |
| 1978-79 | 0.30 | 0.05 | 0.32 | 0.26 | -0.34 | - | - | - | 159.75 | 59.98 | 30.00 |
| 1979-80 | 0.30 | 0.05 | 0.21 | 0.37 | - | 0.03 | - | - | 161.08 | 61.78 | 29.83 |
| 1980-81 | 0.31 | 0.05 | 0.25 | 0.45 | - | 0.04 | - | - | 191.92 | 77.53 | 39.36 |
| 1981-82 | 0.16 | 0.06 | 0.11 | 0.61 | - | 0.06 | - | - | 263.72 | 99.54 | 61.07 |
| 1982-83 | 0.16 | 0.06 | 0.11 | 0.44 | - | 0.06 | - | - | 314.28 | 93.95 | 55.00 |
| 1983-84 | 0.17 | 0.00 | 0.24 | 0.65 | - | 0.10 | - | - | 331.27 | 98.85 | 57.75 |
| 1984-85 | 0.17 | - | 1.24 | 0.86 | - | 0.13 | - | - | 319.02 | 107.63 | 60.49 |
| 1985-86 | 0.24 | - | 1.00 | 2.90 | -2.50 | 0.16 | - | - | 340.00 | 93.61 | 42.50 |
| 1986-87 | 0.28 | - | 1.01 | 3.00 | -2.50 | 0.17 | - | - | 354.47 | 83.39 | 40.63 |
| 1987-88 | 0.28 | - | 1.11 | 1.20 | -2.50 | 0.18 | - | - | 394.14 | 87.94 | 42.66 |
| 1988-89 | 0.25 | - | 1.08 | 1.20 | -2.00 | 0.20 | - | - | 419.10 | 89.56 | 44.42 |
| 1989-90 | 0.25 | - | 1.07 | 1.10 | -1.30 | 0.25 | - | - | 439.63 | 93.69 | 46.00 |
| 1990-91 | 0.25 | - | 1.43 | 1.20 | -1.37 | 0.28 | - | - | 492.10 | 100.26 | 48.30 |
| 1991-92 | - | - | 1.96 | 2.34 | -1.48 | 0.30 | - | - | 540.20 | 118.30 | 57.16 |
| 1992-93 | 0.15 | - | 1.65 | 1.96 | -1.15 | 0.79 | - | - | 291.81 | 108.41 | 47.79 |
| 1993-94 | 0.19 | - | 2.25 | 2.27 | -2.49 | 0.39 | - | - | 317.39 | 93.77 | 43.67 |
| 1994-95 | 0.26 | - | 3.18 | 3.20 | -3.54 | 1.02 | - | 4.52 | 602.82 | 113.02 | 46.10 |
| 1995-96 | 0.28 | - | 2.44 | 3.46 | -2.15 | 0.59 | - | 4.89 | 617.69 | 102.92 | 46.64 |
| 1996-97 | 0.30 | - | 2.66 | 3.77 | -2.35 | 0.64 | - | 5.32 | 673.20 | 112.19 | 50.83 |

Source: Annual Budget Statements of Sindh Government
Estimates of Receipts of Sindh Government

Note:
i
ii
iii
iv
v

SINDH GOVERNMENT REVENUE RECEIPTS

[Rs. in Million]

| Years | Fisheries | Animal Husbandry | Forest | Co-Operation | Irrigation & Embankments And Drainage Works | Water Rates | Sale Of Water | Irrigation Works Others | Refunds | Industrial And Mineral Resources | Provincial Excise Duty On Minerals |
|---------|-----------|---------------------|--------|--------------|--|-------------|---------------|----------------------------|---------|--|--|
| 1972-73 | 0.97 | 1.05 | 9.50 | 0.01 | 13.54 | 13.54 | - | - | - | 3.61 | - |
| 1973-74 | 0.10 | 1.64 | 8.90 | 0.02 | 70.54 | 70.55 | - | - | -0.01 | 0.49 | - |
| 1974-75 | 0.10 | 2.00 | 11.20 | 0.02 | 55.44 | 55.44 | - | - | - | 0.51 | - |
| 1975-76 | 0.68 | 0.80 | 20.00 | 0.02 | 62.85 | 62.85 | - | - | - | 0.46 | - |
| 1976-77 | 2.00 | 1.10 | 21.00 | 0.02 | 55.61 | 55.61 | - | - | - | 1.36 | - |
| 1977-78 | 4.20 | 1.25 | 23.00 | 0.03 | 79.37 | 75.05 | - | 4.33 | -0.01 | 6.50 | - |
| 1978-79 | 3.70 | 1.25 | 25.00 | 0.03 | 90.38 | 90.00 | - | 0.38 | - | 0.48 | - |
| 1979-80 | -1.77 | 1.70 | 32.00 | 0.02 | 95.62 | 87.16 | - | 8.46 | - | 2.18 | 1.50 |
| 1980-81 | 0.40 | 1.75 | 36.00 | 0.03 | 110.19 | 98.06 | - | 12.14 | -0.01 | 4.07 | 2.88 |
| 1981-82 | 0.56 | 2.00 | 35.90 | 0.02 | 160.00 | 159.00 | - | 1.00 | - | 4.05 | 3.10 |
| 1982-83 | 0.61 | 2.18 | 36.13 | 0.03 | 216.00 | 214.40 | - | 1.60 | - | 4.19 | 3.20 |
| 1983-84 | 0.84 | 2.29 | 37.94 | 0.03 | 227.34 | 225.62 | - | 1.72 | - | 4.87 | 3.30 |
| 1984-85 | 0.80 | 2.68 | 43.60 | 0.06 | 200.00 | 198.04 | - | 1.96 | - | 10.75 | 3.60 |
| 1985-86 | 1.49 | 2.55 | 45.78 | 1.29 | 236.74 | 234.74 | - | 2.00 | - | 8.47 | 5.92 |
| 1986-87 | 1.56 | 2.68 | 38.50 | 0.02 | 243.84 | 241.64 | - | 2.20 | - | 26.35 | 6.35 |
| 1987-88 | 1.64 | 2.82 | 40.81 | 0.02 | 275.59 | 247.89 | 25.26 | 2.36 | 0.08 | 30.36 | 6.66 |
| 1988-89 | 1.72 | 2.96 | 40.00 | 0.46 | 304.03 | 275.47 | 28.13 | 0.42 | 0.01 | 25.21 | 7.50 |
| 1989-90 | 1.93 | 2.50 | 42.80 | 0.46 | 316.61 | 287.23 | 28.95 | 0.44 | -0.01 | 28.95 | 7.88 |
| 1990-91 | 3.00 | 3.50 | 45.00 | 0.46 | 345.44 | 313.45 | 31.49 | 0.51 | -0.01 | 46.01 | 8.00 |
| 1991-92 | 3.24 | 3.80 | 53.60 | 0.50 | 374.52 | 341.31 | 33.22 | - | -0.01 | 46.98 | 8.64 |
| 1992-93 | 5.28 | 1.36 | 53.90 | 0.09 | 146.54 | 133.36 | 12.98 | 0.21 | -0.01 | 36.66 | 13.26 |
| 1993-94 | 6.27 | 3.48 | 40.25 | 0.10 | 187.48 | 173.97 | 13.46 | 0.13 | -0.08 | 35.89 | 9.34 |
| 1994-95 | 7.50 | 4.03 | 55.14 | 0.25 | 444.84 | 422.39 | 22.27 | 0.19 | -0.01 | 41.51 | 9.50 |
| 1995-96 | 7.02 | 3.72 | 45.24 | 0.30 | 480.43 | 456.18 | 24.05 | 0.21 | -0.01 | 34.26 | 9.06 |
| 1996-97 | 7.67 | 4.05 | 49.31 | 0.33 | 523.67 | 497.23 | 26.22 | 0.23 | -0.01 | 37.34 | 9.87 |

Source: Annual Budget Statements of Sindh Government
Estimates of Receipts of Sindh Government

Note:
i
ii
iii
iv
v

SINDH GOVERNMENT REVENUE RECEIPTS

[Rs. in Million]

| Years | Printing & Stationary | Industries | Sale Of Opium | Miscellaneous | Grants | Foreign Grant | Foreign Grant Development | Foreign Grant Non-Development | Other Grants From Fed. Government | Federal Govt. Development Grants | Federal Govt. Non-Development Grants |
|---------|-----------------------|------------|---------------|---------------|---------|---------------|---------------------------|-------------------------------|-----------------------------------|----------------------------------|--------------------------------------|
| 1972-73 | 3.47 | 0.14 | 3.81 | 92.67 | 59.51 | 15.15 | 15.15 | - | 44.36 | 41.81 | 2.55 |
| 1973-74 | 0.33 | 0.16 | 4.60 | 138.35 | 128.41 | 17.17 | 17.17 | - | 111.23 | 99.77 | 11.46 |
| 1974-75 | 0.35 | 0.16 | 7.32 | 239.41 | 229.37 | 21.74 | 21.74 | - | 207.62 | 102.60 | 105.02 |
| 1975-76 | 0.30 | 0.16 | 0.00 | 109.08 | 90.59 | 25.93 | 25.93 | - | 64.66 | 54.34 | 10.32 |
| 1976-77 | 1.16 | 0.20 | 9.35 | 104.18 | 85.11 | 27.73 | 27.73 | - | 57.38 | 25.06 | 32.32 |
| 1977-78 | 0.28 | 6.22 | 26.09 | 382.64 | 382.64 | 33.16 | 33.16 | - | 349.49 | 134.64 | 214.85 |
| 1978-79 | 0.28 | 0.20 | 8.92 | 641.40 | 601.40 | 28.26 | 28.26 | - | 573.15 | 259.04 | 314.11 |
| 1979-80 | 0.29 | 0.39 | 1.50 | 677.78 | 608.84 | 23.02 | 23.02 | - | 585.82 | 274.84 | 310.98 |
| 1980-81 | 0.55 | 0.63 | 0.12 | 852.94 | 717.71 | 90.20 | 90.20 | - | 627.52 | 615.97 | 11.54 |
| 1981-82 | 0.34 | 0.61 | 0.13 | 518.50 | 405.23 | 32.82 | 32.82 | - | 372.41 | 322.19 | 50.22 |
| 1982-83 | 0.38 | 0.61 | 0.15 | 755.98 | 538.76 | 33.50 | 33.50 | - | 505.26 | 273.20 | 232.06 |
| 1983-84 | 0.41 | 1.16 | 0.22 | 1335.64 | 1166.83 | 22.50 | 22.50 | - | 1144.33 | 257.35 | 886.98 |
| 1984-85 | 5.93 | 1.22 | 0.64 | 2048.74 | 1890.00 | 22.50 | 22.50 | - | 1867.50 | 277.78 | 1589.72 |
| 1985-86 | 1.25 | 1.30 | 1.19 | 3507.49 | 3344.03 | 22.50 | 22.50 | - | 3321.53 | 691.57 | 2629.95 |
| 1986-87 | 18.75 | 1.25 | 0.90 | 4863.92 | 4710.94 | 22.50 | 22.50 | - | 4688.44 | 657.72 | 4030.71 |
| 1987-88 | 22.39 | 1.31 | 0.25 | 7104.75 | 6899.49 | 22.70 | 22.70 | - | 6876.79 | 2372.40 | 4504.39 |
| 1988-89 | 16.37 | 1.34 | 0.30 | 7596.93 | 7416.79 | 22.50 | 22.50 | - | 7394.29 | 3197.87 | 4196.42 |
| 1989-90 | 19.68 | 1.40 | 0.38 | 2592.92 | 2335.24 | 16.49 | 16.49 | - | 2318.74 | 963.80 | 1354.94 |
| 1990-91 | 32.33 | 5.68 | 0.39 | 4194.31 | 3827.35 | 22.50 | 22.50 | - | 3804.85 | 2159.82 | 1645.03 |
| 1991-92 | 33.93 | 4.41 | 0.40 | 3341.66 | 3151.58 | 21.79 | 21.79 | - | 3129.79 | 2429.79 | 700.00 |
| 1992-93 | 18.04 | 5.36 | 0.20 | 2879.53 | 2382.42 | 19.65 | 19.65 | - | 2362.77 | 680.17 | 1682.60 |
| 1993-94 | 21.70 | 4.86 | 0.26 | 3043.24 | 2620.96 | 22.50 | 22.50 | - | 2598.46 | 1898.46 | 700.00 |
| 1994-95 | 23.15 | 8.86 | 3.45 | 6238.22 | 5860.38 | 22.50 | 22.50 | - | 5837.88 | 3767.79 | 2070.09 |
| 1995-96 | 20.91 | 4.29 | 0.09 | 6116.60 | 5326.91 | 22.02 | 22.02 | - | 5304.89 | 3671.99 | 1632.90 |
| 1996-97 | 22.79 | 4.68 | - | 3843.44 | 3222.50 | 22.50 | 22.50 | - | 3200.00 | 2500.00 | 700.00 |

Source: Annual Budget Statements of Sindh Government
Estimates of Receipts of Sindh Government

Note:
i
ii
iii
iv
v

SINDH GOVERNMENT CAPITAL RECEIPTS

[Rs. in Million]

| Years | Extra-Ordinary Receipts | Other Receipts [Not Elsewhere Stated] | Miscellaneous Adj. Between Fed. & Prov. | Capital Receipts | General Capital Receipts | Recoveries Of Investment | Recoveries Of Loans & Advances | Recoveries From Local Bodies | Recoveries From Financial Inst. | Recoveries From Non-Financial Inst. | Recoveries From Govt. Servants |
|---------|-------------------------|---------------------------------------|---|------------------|--------------------------|--------------------------|--------------------------------|------------------------------|---------------------------------|-------------------------------------|--------------------------------|
| 1972-73 | 24.56 | 8.59 | - | 1231.30 | 876.24 | - | 8.37 | 7.60 | - | - | 0.77 |
| 1973-74 | - | 9.94 | - | 535.84 | 202.05 | - | 6.85 | 6.06 | - | - | 0.80 |
| 1974-75 | - | 10.04 | - | 754.60 | 220.91 | - | 46.87 | 45.97 | - | - | 0.91 |
| 1975-76 | - | 18.49 | - | 854.28 | 276.31 | - | 26.31 | 24.81 | - | - | 1.50 |
| 1976-77 | - | 19.07 | - | 1213.40 | 372.36 | - | 26.79 | 25.73 | - | - | 1.06 |
| 1977-78 | - | - | - | 904.23 | 216.03 | - | 22.95 | 21.80 | - | - | 1.14 |
| 1978-79 | 40.00 | - | - | 993.48 | 371.70 | - | 12.56 | 11.10 | - | - | 1.45 |
| 1979-80 | 65.00 | 3.94 | - | 1057.46 | 378.75 | 2.00 | 8.76 | 3.54 | - | 2.41 | 2.10 |
| 1980-81 | 133.04 | 2.19 | - | 587.47 | 229.47 | - | 24.87 | 4.57 | - | 15.55 | 3.65 |
| 1981-82 | 80.00 | 33.27 | - | 1049.06 | 83.78 | - | 12.75 | 4.28 | - | 2.73 | 3.83 |
| 1982-83 | 180.40 | 36.81 | - | 1179.06 | 363.64 | - | 17.60 | 4.63 | - | 7.23 | 3.83 |
| 1983-84 | 110.00 | 58.81 | - | 1631.25 | 556.09 | 1.00 | 11.32 | 4.50 | - | 0.24 | 4.83 |
| 1984-85 | 108.00 | 50.74 | - | 1570.65 | 52.78 | - | 27.31 | 5.77 | - | 9.21 | 6.13 |
| 1985-86 | 75.00 | 88.47 | - | 1903.07 | 128.07 | - | 68.07 | 6.55 | - | 9.55 | 13.77 |
| 1986-87 | 77.25 | 75.74 | - | 2675.14 | 142.83 | - | 85.56 | 7.11 | - | 13.71 | 14.46 |
| 1987-88 | 80.00 | 125.26 | - | 3865.46 | 2481.86 | 1.00 | 2354.58 | 8.12 | - | 2324.71 | 14.46 |
| 1988-89 | 85.71 | 94.43 | - | 1187.30 | 159.54 | - | 59.54 | 26.70 | - | 5.00 | 20.84 |
| 1989-90 | 90.00 | 167.68 | - | 3398.16 | 747.74 | - | 593.44 | 22.86 | - | 547.37 | 21.55 |
| 1990-91 | 91.00 | 275.96 | - | 4122.92 | 1032.06 | 1.00 | 931.06 | 22.28 | - | 883.02 | 21.76 |
| 1991-92 | 98.28 | 91.80 | - | 4649.49 | 1003.55 | 1.00 | 858.21 | 67.78 | - | 737.05 | 38.38 |
| 1992-93 | 319.02 | 178.08 | - | 3343.43 | 450.00 | 35.13 | 129.03 | 68.78 | - | 2.00 | 52.34 |
| 1993-94 | 245.12 | 177.16 | - | 6430.78 | 745.53 | 37.00 | 164.97 | 67.78 | - | 24.69 | 47.50 |
| 1994-95 | 197.18 | 180.66 | - | 6270.67 | 361.25 | 37.00 | 174.25 | 71.26 | - | 24.69 | 51.30 |
| 1995-96 | 339.70 | 450.00 | - | 5457.10 | 1035.32 | 39.96 | 505.36 | 394.13 | - | 26.67 | 55.40 |
| 1996-97 | 370.27 | 250.68 | - | 7335.97 | 2888.82 | 43.56 | 1725.82 | 1604.58 | - | 29.07 | 60.39 |

Source: Annual Budget Statements of Sindh Government
Estimates of Receipts of Sindh Government

Note:
i
ii
iii
iv
v

SINDH GOVERNMENT CAPITAL RECEIPTS

| Years | Recoveries From Private Sector | Recoveries From Others | Public Debt | Domestic Debt (Permanent) | Domestic Debt (Permanent) - Direct | Domestic Debt Received From Federal Government | Debt Raised Abroad | Floating Debt | Grants | Extraordinary Receipts | [Rs. in Million] |
|---------|--------------------------------------|------------------------------|-------------|------------------------------|--|---|-----------------------|---------------|--------|---------------------------|------------------------------------|
| | | | | | | | | | | | Development Capital Receipts |
| 1972-73 | - | - | 867.87 | 441.17 | 58.16 | 383.01 | - | 426.70 | - | - | 355.06 |
| 1973-74 | - | - | 150.20 | 96.80 | 75.66 | 21.14 | - | 53.40 | - | 45.00 | 333.78 |
| 1974-75 | - | - | 144.04 | 20.65 | 16.40 | 4.25 | - | 123.39 | - | 30.00 | 533.69 |
| 1975-76 | - | - | 200.00 | - | - | - | - | 200.00 | - | 50.00 | 577.97 |
| 1976-77 | - | - | 285.57 | 35.57 | 30.57 | 5.00 | - | 250.00 | - | 60.00 | 841.04 |
| 1977-78 | - | - | 133.08 | 26.28 | 26.28 | - | - | 106.80 | - | 60.00 | 688.20 |
| 1978-79 | - | - | 359.15 | 65.45 | 65.45 | - | - | 293.70 | - | - | 621.77 |
| 1979-80 | 0.70 | - | 368.00 | 74.30 | 54.30 | 20.00 | - | 293.70 | - | - | 678.71 |
| 1980-81 | 1.10 | - | 204.60 | - | - | - | - | 204.60 | - | - | 358.00 |
| 1981-82 | 1.91 | - | 71.04 | 44.34 | 44.34 | - | - | 26.70 | - | - | 965.27 |
| 1982-83 | 1.91 | - | 346.04 | 185.84 | 185.84 | - | - | 160.20 | - | - | 815.42 |
| 1983-84 | 1.75 | - | 543.76 | 443.56 | 443.56 | - | - | 100.20 | - | - | 1075.16 |
| 1984-85 | 6.20 | - | 25.47 | 25.00 | - | 25.00 | - | 0.47 | - | - | 1517.88 |
| 1985-86 | 38.20 | - | 60.00 | 10.00 | - | 10.00 | - | 50.00 | - | - | 1775.00 |
| 1986-87 | 50.29 | - | 57.27 | 30.57 | 30.57 | - | - | 26.70 | - | - | 2532.30 |
| 1987-88 | 7.30 | - | 126.28 | 26.28 | 26.28 | - | - | 100.00 | - | - | 1383.60 |
| 1988-89 | 7.00 | - | 100.00 | - | - | - | - | 100.00 | - | - | 1027.77 |
| 1989-90 | 1.67 | - | 154.30 | 54.30 | 54.30 | - | - | 100.00 | - | - | 2650.42 |
| 1990-91 | 4.00 | - | 100.00 | - | - | - | - | 100.00 | - | - | 3090.86 |
| 1991-92 | 15.00 | - | 144.34 | 44.34 | 44.34 | - | - | 100.00 | - | - | 3645.94 |
| 1992-93 | 5.91 | - | 285.85 | 185.85 | 185.85 | - | - | 100.00 | - | - | 2893.43 |
| 1993-94 | 25.00 | - | 543.56 | 443.56 | 443.56 | - | - | 100.00 | - | - | 5685.24 |
| 1994-95 | 27.00 | - | 150.00 | - | - | - | - | 150.00 | - | - | 5909.43 |
| 1995-96 | 29.16 | - | 490.00 | - | - | - | - | 490.00 | - | - | 4421.77 |
| 1996-97 | 31.78 | - | 1119.45 | 969.45 | 969.45 | - | - | 150.00 | - | - | 4447.15 |

Source: Annual Budget Statements of Sindh Government
Estimates of Receipts of Sindh Government

Note:
i
ii
iii
iv
v

SINDH GOVERNMENT CAPITAL RECEIPTS

[Rs. in Million]

| Years | Domestic Debt (Permanent) | Domestic Debt (Permanent)- Direct | Domestic Debt Received From Federal Government | Foreign Debt (Permanent) | Foreign Debt (Permanent)- Direct | Foreign Debt Received From Federal Government | Public Account (Net) |
|---------|------------------------------|---|---|-----------------------------|--|--|-------------------------|
| 1972-73 | 355.06 | - | 355.06 | - | - | - | 52.47 |
| 1973-74 | 333.78 | - | 333.78 | - | - | - | 5.00 |
| 1974-75 | 533.69 | - | 533.69 | - | - | - | 5.00 |
| 1975-76 | 577.97 | - | 577.97 | - | - | - | 1.00 |
| 1976-77 | 841.04 | - | 841.04 | - | - | - | 48.00 |
| 1977-78 | 688.20 | - | 688.20 | - | - | - | 15.00 |
| 1978-79 | 621.77 | - | 621.77 | - | - | - | 16.50 |
| 1979-80 | 659.14 | - | 659.14 | 19.57 | - | 19.57 | 30.75 |
| 1980-81 | 332.40 | - | 332.40 | 25.61 | - | 25.61 | 26.76 |
| 1981-82 | 932.67 | - | 932.67 | 32.60 | - | 32.60 | 42.57 |
| 1982-83 | 762.52 | - | 762.52 | 52.90 | - | 52.90 | 50.00 |
| 1983-84 | 1002.80 | - | 1002.80 | 72.36 | - | 72.36 | 70.67 |
| 1984-85 | 1416.03 | - | 1416.03 | 101.85 | - | 101.85 | 105.00 |
| 1985-86 | 1678.60 | - | 1678.60 | 96.40 | - | 96.40 | 115.00 |
| 1986-87 | 2332.94 | 938.88 | 1394.05 | 199.37 | - | 199.37 | 486.27 |
| 1987-88 | 1122.98 | - | 1122.98 | 260.62 | - | 260.62 | 491.28 |
| 1988-89 | 703.67 | - | 703.67 | 324.09 | - | 324.09 | 385.44 |
| 1989-90 | 2626.85 | - | 2626.85 | 23.57 | - | 23.57 | 679.39 |
| 1990-91 | 3045.05 | - | 3045.05 | 45.82 | - | 45.82 | 1041.70 |
| 1991-92 | 2944.30 | - | 2944.30 | 701.64 | - | 701.64 | 2180.78 |
| 1992-93 | 2852.83 | - | 2852.83 | 40.60 | - | 40.60 | 2853.51 |
| 1993-94 | 3249.24 | - | 3249.24 | 2436.00 | - | 2436.00 | 2949.79 |
| 1994-95 | 1552.29 | - | 1552.29 | 4357.14 | - | 4357.14 | 3874.95 |
| 1995-96 | 400.04 | - | 400.04 | 4021.73 | - | 4021.73 | 4737.27 |
| 1996-97 | 163.01 | - | 163.01 | 4284.14 | - | 4284.14 | 4487.27 |

Source: Annual Budget Statements of Sindh Government
Estimates of Receipts of Sindh Government

Note:
i
ii
iii
iv
v

SINDH GOVERNMENT REVENUE EXPENDITURE

[Rs. in Million]

| Years | Provincial Expenditure | Revenue Expenditure | General Administration | Organ Of State | Fiscal Administration | Finance Department | Board Of Revenue - Excise & Taxation Dept. | Board Of Revenue | Tax Management - Excise & Taxation Dept. | Pension | Others Group Insurance & Benevolent Fund |
|---------|------------------------|---------------------|------------------------|----------------|-----------------------|--------------------|--|------------------|--|---------|--|
| 1972-73 | 1871.46 | 583.48 | 59.73 | 26.83 | 32.90 | - | 21.10 | 9.64 | 11.46 | 11.80 | - |
| 1973-74 | 1539.06 | 747.31 | 75.88 | 34.53 | 41.35 | 8.11 | 20.56 | 10.10 | 10.46 | 12.68 | - |
| 1974-75 | 1984.63 | 1033.62 | 105.79 | 44.76 | 61.03 | 10.07 | 24.96 | 13.35 | 11.62 | 26.00 | - |
| 1975-76 | 2346.44 | 1305.07 | 112.76 | 48.38 | 64.39 | 10.26 | 26.53 | 14.88 | 11.65 | 27.60 | - |
| 1976-77 | 2803.12 | 1526.47 | 137.39 | 63.08 | 74.31 | 14.33 | 28.48 | 15.38 | 13.10 | 31.50 | - |
| 1977-78 | 2836.59 | 1810.05 | 139.10 | 61.08 | 77.34 | - | 33.34 | 16.69 | 16.65 | 44.00 | - |
| 1978-79 | 3318.09 | 2014.54 | 144.09 | 59.46 | 83.97 | - | 37.47 | 18.31 | 19.16 | 46.50 | - |
| 1979-80 | 3963.94 | 2576.31 | 218.32 | 77.20 | 129.45 | 8.44 | 24.11 | 5.78 | 18.33 | 96.14 | 0.76 |
| 1980-81 | 4311.24 | 2849.83 | 232.35 | 76.61 | 141.45 | 10.30 | 25.32 | 6.69 | 18.64 | 104.43 | 1.40 |
| 1981-82 | 4903.99 | 3430.81 | 262.99 | 70.98 | 172.15 | 10.74 | 31.67 | 10.86 | 20.81 | 128.35 | 1.40 |
| 1982-83 | 5948.57 | 4023.64 | 376.73 | 77.36 | 275.23 | 12.68 | 35.20 | 11.36 | 23.84 | 225.35 | 2.00 |
| 1983-84 | 7014.07 | 4984.57 | 521.27 | 126.74 | 364.67 | 14.59 | 51.36 | 18.86 | 32.50 | 296.62 | 2.10 |
| 1984-85 | 7860.88 | 5976.97 | 662.36 | 256.50 | 367.44 | 17.94 | 56.22 | 17.78 | 38.44 | 291.09 | 2.20 |
| 1985-86 | 10153.34 | 7397.25 | 685.06 | 183.65 | 461.35 | 21.13 | 60.58 | 20.93 | 39.65 | 377.24 | 2.40 |
| 1986-87 | 13574.41 | 9605.65 | 851.20 | 246.62 | 545.64 | 46.85 | 70.53 | 22.33 | 48.20 | 421.26 | 7.00 |
| 1987-88 | 17046.63 | 10591.36 | 1070.65 | 310.09 | 690.08 | 24.82 | 82.26 | 27.74 | 54.51 | 575.00 | 8.00 |
| 1988-89 | 17039.96 | 11384.09 | 1109.74 | 259.00 | 801.26 | 27.12 | 87.84 | 32.66 | 55.18 | 675.00 | 11.30 |
| 1989-90 | 17404.10 | 12941.44 | 1420.22 | 471.19 | 881.34 | 28.51 | 91.54 | 40.22 | 51.31 | 750.00 | 11.30 |
| 1990-91 | 23281.96 | 16286.30 | 1852.98 | 625.92 | 1155.78 | 254.52 | 189.95 | 86.97 | 102.99 | 700.00 | 11.30 |
| 1991-92 | 25727.80 | 19123.32 | 1755.21 | 661.58 | 1004.78 | 51.73 | 136.76 | 57.31 | 79.45 | 805.00 | 11.30 |
| 1992-93 | 27883.75 | 21095.21 | 2030.93 | 700.86 | 1238.55 | 58.70 | 159.85 | 62.69 | 97.15 | 1000.00 | 20.00 |
| 1993-94 | 33365.98 | 25739.23 | 2705.84 | 649.54 | 1954.82 | 55.44 | 267.38 | 164.87 | 102.51 | 1500.00 | 132.00 |
| 1994-95 | 45462.74 | 31106.94 | 3365.69 | 1138.16 | 2112.79 | 214.65 | 258.15 | 113.49 | 144.65 | 1600.00 | 40.00 |
| 1995-96 | 53693.71 | 36826.84 | 4590.27 | 1176.02 | 3241.35 | 76.63 | 275.42 | 144.52 | 130.90 | 2846.30 | 43.00 |
| 1996-97 | 58192.28 | 41136.96 | 5722.03 | 1502.83 | 4017.02 | 99.93 | 260.98 | 99.37 | 161.61 | 3563.11 | 93.00 |

Source: Annual Budget Statements of Sindh Government
Estimates of Charged Expenditure and Demands for Grants

Note:
i
ii
iii
iv
v

SINDH GOVERNMENT REVENUE EXPENDITURE

[Rs. in Million]

| Years | Economic Regulation | Statistics | Publicity & Information | Others Training Etc. | Law & Order | Justice Law Court | Police & Civil Armed Forces | Jails & Detention Places | Civil Defence | Training & Research In Law & Order | Other |
|---------|---------------------|------------|-------------------------|----------------------|-------------|-------------------|-----------------------------|--------------------------|---------------|------------------------------------|-------|
| 1972-73 | - | - | - | - | 92.81 | 6.58 | 75.68 | 6.65 | 0.64 | - | 3.27 |
| 1973-74 | - | - | - | - | 107.07 | 7.84 | 89.39 | 9.08 | 0.76 | - | - |
| 1974-75 | - | - | - | - | 164.43 | 10.68 | 140.00 | 12.87 | 0.89 | - | - |
| 1975-76 | - | - | - | - | 176.93 | 12.23 | 150.00 | 13.93 | 0.77 | - | - |
| 1976-77 | - | - | - | - | 182.06 | 13.43 | 153.54 | 14.38 | 0.71 | - | - |
| 1977-78 | - | - | - | 0.67 | 208.61 | 16.94 | 160.70 | 15.31 | 0.84 | - | 14.82 |
| 1978-79 | - | - | - | 0.67 | 220.25 | 19.18 | 167.79 | 15.94 | 1.01 | - | 16.33 |
| 1979-80 | 5.18 | 2.01 | 3.71 | 0.77 | 241.70 | 18.54 | 202.24 | 17.75 | 1.17 | 2.00 | - |
| 1980-81 | 5.71 | 3.37 | 4.31 | 0.90 | 278.55 | 22.53 | 232.07 | 20.56 | 1.41 | 1.98 | - |
| 1981-82 | 7.40 | 6.62 | 5.05 | 0.80 | 307.03 | 25.35 | 255.59 | 22.34 | 1.54 | 2.21 | - |
| 1982-83 | 9.06 | 7.13 | 6.50 | 1.46 | 372.33 | 30.99 | 311.65 | 24.97 | 1.80 | 2.92 | - |
| 1983-84 | 11.27 | 9.44 | 7.43 | 1.73 | 495.64 | 36.45 | 418.95 | 35.10 | 1.98 | 3.15 | - |
| 1984-85 | 12.14 | 9.99 | 13.98 | 2.30 | 627.31 | 44.41 | 532.52 | 44.51 | 2.00 | 3.86 | - |
| 1985-86 | 13.90 | 13.54 | 10.38 | 2.24 | 644.21 | 49.46 | 543.87 | 43.85 | 2.38 | 4.64 | - |
| 1986-87 | 14.51 | 14.48 | 12.64 | 17.31 | 891.99 | 59.15 | 778.57 | 46.28 | 2.91 | 5.09 | - |
| 1987-88 | 19.26 | 17.83 | 15.81 | 17.59 | 1032.74 | 56.46 | 904.88 | 59.58 | 4.02 | 7.80 | - |
| 1988-89 | 16.89 | 17.29 | 12.29 | 3.01 | 1123.95 | 93.02 | 965.89 | 53.04 | 3.92 | 8.08 | - |
| 1989-90 | 20.03 | 18.59 | 12.28 | 16.79 | 1305.48 | 79.66 | 1141.69 | 66.72 | 3.70 | 13.71 | - |
| 1990-91 | 26.43 | 21.15 | 17.35 | 6.36 | 1731.82 | 119.12 | 1481.28 | 103.91 | 7.01 | 20.50 | - |
| 1991-92 | 31.87 | 28.74 | 21.85 | 6.40 | 2757.76 | 119.29 | 2505.70 | 105.70 | 6.07 | 21.00 | - |
| 1992-93 | 32.21 | 29.48 | 23.58 | 6.24 | 2520.52 | 147.79 | 2212.92 | 128.43 | 6.95 | 24.43 | - |
| 1993-94 | 34.70 | 32.13 | 27.25 | 7.39 | 3700.98 | 184.61 | 3349.40 | 136.44 | 7.67 | 22.86 | - |
| 1994-95 | 38.66 | 38.18 | 30.72 | 7.18 | 4518.35 | 250.71 | 4078.06 | 148.92 | 8.95 | 31.71 | - |
| 1995-96 | 64.13 | 45.07 | 54.88 | 8.82 | 4950.19 | 238.28 | 4516.49 | 152.01 | 10.02 | 33.39 | - |
| 1996-97 | 99.71 | 49.05 | 43.74 | 9.69 | 5213.94 | 275.20 | 4719.24 | 170.30 | 11.41 | 37.79 | - |

Source: Annual Budget Statements of Sindh Government
Estimates of Charged Expenditure and Demands for Grants

Note:
i
ii
iii
iv
v

SINDH GOVERNMENT REVENUE EXPENDITURE

[Rs. in Million]

| Years | Community Services | Works | Adminis- tration (Works) | Highways, Roads and Bridges | Buildings And Structures | Others (Works) | Public Health Services | Urban/Town Planning And Regulatory Services | Other Community Services | Social Services | Education |
|---------|--------------------|---------|--------------------------------|-----------------------------------|-----------------------------|-------------------|---------------------------|--|--------------------------------|-----------------|-----------|
| 1972-73 | 10.81 | 10.56 | - | - | 10.56 | - | 0.25 | - | - | 197.71 | 169.11 |
| 1973-74 | 20.83 | 18.52 | 4.84 | - | 13.67 | - | 2.32 | - | - | 289.27 | 252.77 |
| 1974-75 | 27.71 | 24.97 | 5.94 | - | 19.03 | - | 2.74 | - | - | 390.71 | 340.97 |
| 1975-76 | 29.57 | 26.59 | 6.62 | - | 19.97 | - | 2.99 | - | - | 479.65 | 409.26 |
| 1976-77 | 41.99 | 39.09 | 6.57 | - | 32.53 | - | 2.90 | - | - | 535.49 | 448.61 |
| 1977-78 | 32.86 | 29.81 | - | - | 29.81 | - | 3.05 | - | - | 715.49 | 617.52 |
| 1978-79 | 35.36 | 32.11 | - | - | 32.11 | - | 3.26 | - | - | 731.73 | 627.31 |
| 1979-80 | 98.38 | 84.35 | 28.86 | 30.00 | 25.49 | - | 12.66 | 0.42 | 0.96 | 799.49 | 676.63 |
| 1980-81 | 124.22 | 108.18 | 36.78 | 33.95 | 37.45 | - | 13.61 | 0.45 | 1.98 | 902.39 | 750.18 |
| 1981-82 | 200.84 | 168.90 | 39.28 | 47.00 | 82.62 | - | 30.13 | 0.53 | 1.29 | 983.47 | 806.90 |
| 1982-83 | 252.62 | 215.15 | 55.66 | 71.50 | 87.98 | - | 34.93 | 0.66 | 1.89 | 1218.99 | 994.67 |
| 1983-84 | 288.01 | 247.22 | 75.61 | 71.43 | 100.18 | - | 38.05 | 0.79 | 1.97 | 1505.77 | 1226.97 |
| 1984-85 | 395.74 | 279.43 | 79.35 | 89.85 | 110.22 | - | 113.58 | 0.82 | 1.91 | 1730.16 | 1398.59 |
| 1985-86 | 402.88 | 327.17 | 96.39 | 100.55 | 130.24 | - | 71.54 | 0.96 | 3.21 | 2364.74 | 1896.40 |
| 1986-87 | 498.35 | 408.99 | 118.11 | 116.57 | 174.31 | - | 81.45 | 3.72 | 4.19 | 2741.83 | 2162.20 |
| 1987-88 | 560.99 | 473.68 | 149.06 | 121.45 | 203.18 | - | 76.30 | 6.49 | 4.53 | 3381.94 | 2556.31 |
| 1988-89 | 677.83 | 551.52 | 171.08 | 126.23 | 254.21 | - | 117.16 | 5.09 | 4.06 | 3694.10 | 2890.92 |
| 1989-90 | 704.34 | 591.67 | 180.00 | 138.21 | 273.46 | - | 102.25 | 5.30 | 5.13 | 4058.83 | 2925.24 |
| 1990-91 | 627.98 | 527.31 | 212.34 | 107.32 | 207.66 | - | 89.59 | 1.50 | 9.58 | 5584.29 | 3834.78 |
| 1991-92 | 752.42 | 618.32 | 251.23 | 107.49 | 259.59 | - | 122.26 | 2.30 | 9.54 | 6500.64 | 4651.85 |
| 1992-93 | 843.24 | 643.58 | 289.98 | 118.12 | 235.48 | - | 186.89 | 6.03 | 6.74 | 7300.86 | 5201.30 |
| 1993-94 | 1002.54 | 623.84 | 315.27 | 82.08 | 226.48 | - | 351.76 | 19.25 | 7.69 | 7908.36 | 6086.34 |
| 1994-95 | 1026.57 | 744.59 | 363.52 | 114.98 | 266.10 | - | 243.93 | 18.53 | 19.52 | 10819.21 | 8749.76 |
| 1995-96 | 1444.48 | 860.47 | 476.42 | 93.75 | 290.30 | - | 550.65 | 26.31 | 7.05 | 12387.53 | 9508.65 |
| 1996-97 | 1826.50 | 1134.99 | 486.72 | 206.02 | 442.25 | - | 554.60 | 26.50 | 110.41 | 14133.67 | 11179.60 |

Source: Annual Budget Statements of Sindh Government
Estimates of Charged Expenditure and Demands for Grants

Note:

- i
- ii
- iii
- iv
- v

SINDH GOVERNMENT REVENUE EXPENDITURE

| Years | [Rs. in Million] | | | | | | | | | | |
|---------|------------------------------------|---|--|-------------------------|------------------------|----------------------|---|--------------------------------------|----------------------|-----------------------|-----------------------------|
| | Adminis- tration (Education) | General Universities/ Colleges/ Institutes | Professional/ Technical Universities | Medical School/Inst. | Secondary Education | Primary Education | School For Handicapped/ Retarded Persons | Archives Libraries And Museums | Student's Hostels | Others (Education) | Teacher's Training (Sap) |
| 1972-73 | - | 32.93 | 1.96 | 3.82 | 37.94 | - | - | - | - | 92.46 | - |
| 1973-74 | - | 41.78 | 2.40 | 4.09 | 57.50 | 110.97 | 4.35 | - | - | 31.69 | - |
| 1974-75 | - | 54.87 | 2.87 | 5.35 | 84.98 | - | - | - | - | 192.90 | - |
| 1975-76 | - | - | - | - | - | - | - | - | - | 409.26 | - |
| 1976-77 | - | 93.93 | 4.04 | 14.03 | 103.85 | 196.06 | 8.64 | - | - | 28.05 | - |
| 1977-78 | - | 130.25 | - | 14.97 | 155.56 | 272.30 | 13.46 | - | - | 30.97 | - |
| 1978-79 | - | 137.80 | 3.05 | 18.20 | 155.81 | 266.47 | 13.73 | - | - | 32.25 | - |
| 1979-80 | 17.69 | 104.28 | 37.33 | - | 181.60 | 315.21 | - | 5.15 | - | 15.37 | - |
| 1980-81 | 24.16 | 118.07 | 48.46 | - | 198.85 | 341.14 | 0.07 | 4.48 | - | 14.94 | - |
| 1981-82 | 19.72 | 122.54 | 49.83 | - | 229.00 | 363.77 | 0.25 | 4.67 | - | 17.12 | - |
| 1982-83 | 26.26 | 149.10 | 62.72 | - | 276.46 | 448.27 | 0.24 | 6.73 | - | 24.90 | - |
| 1983-84 | 34.66 | 197.39 | 83.46 | - | 328.86 | 541.00 | 0.12 | 7.29 | - | 34.19 | - |
| 1984-85 | 36.98 | 215.88 | 94.39 | - | 384.47 | 612.58 | 0.32 | 8.57 | - | 45.40 | - |
| 1985-86 | 51.33 | 247.98 | 107.48 | - | 553.03 | 882.66 | 0.95 | 13.45 | 39.53 | - | - |
| 1986-87 | - | - | - | - | - | - | - | - | - | 2162.20 | - |
| 1987-88 | 82.60 | 348.22 | 172.86 | - | 647.76 | 1192.32 | 2.90 | 53.94 | - | 55.70 | - |
| 1988-89 | 93.35 | 351.83 | 165.18 | - | 771.30 | 1386.11 | 3.44 | 62.98 | - | 56.72 | - |
| 1989-90 | 97.04 | 366.79 | 175.19 | - | 813.94 | 1390.60 | 3.60 | 18.90 | - | 59.18 | - |
| 1990-91 | 139.16 | 397.26 | 223.92 | - | 1003.53 | 1964.72 | 5.39 | 21.11 | - | 79.68 | - |
| 1991-92 | 181.96 | 499.55 | 293.59 | - | 1126.56 | 2315.63 | 6.38 | 39.00 | - | 189.17 | - |
| 1992-93 | 222.28 | 531.81 | 294.78 | - | 1308.82 | 2710.22 | 8.15 | 22.91 | - | 102.33 | - |
| 1993-94 | 239.33 | 590.29 | 307.90 | - | 1672.00 | 3132.03 | 8.81 | 21.82 | - | 114.16 | - |
| 1994-95 | 2879.50 | 633.82 | 344.87 | 12.67 | 745.59 | 3982.30 | 11.30 | 20.94 | - | 15.76 | 103.01 |
| 1995-96 | 526.89 | 919.00 | 428.60 | 16.71 | 2617.44 | 4688.48 | 18.40 | 39.00 | - | 94.53 | 159.62 |
| 1996-97 | 1610.09 | 1026.73 | 515.56 | 11.67 | 2780.85 | 4944.85 | 20.72 | 40.35 | - | 68.08 | 160.71 |

Source: Annual Budget Statements of Sindh Government
Estimates of Charged Expenditure and Demands for Grants

Note:
i
ii
iii
iv
v

SINDH GOVERNMENT REVENUE EXPENDITURE

| Years | [Rs. in Million] | | | | | | | | | | |
|---------|----------------------------|--------------------------------|---|--------------------------------------|-------------------|--------------------|--------------------|-------------|-----------------|------------------|----------|
| | Housing & Physical Planing | Sports & Recreation Facilities | Social Security & Other Welfare Measure | Natural Calamities & Other Disasters | Religious Affairs | Economics Services | Agriculture & Food | Agriculture | Land Management | Animal Husbandry | Forestry |
| 1972-73 | - | - | - | 0.28 | 1.00 | 97.33 | 19.66 | 15.09 | - | 2.53 | - |
| 1973-74 | - | - | - | 5.09 | 1.00 | 144.50 | 30.79 | 18.54 | - | 4.47 | 5.43 |
| 1974-75 | - | - | - | 1.45 | 1.00 | 171.31 | 37.53 | 22.52 | - | 5.22 | 6.61 |
| 1975-76 | - | - | - | 4.25 | 1.00 | 228.65 | 77.50 | 56.16 | - | 6.19 | 11.54 |
| 1976-77 | - | - | - | 11.31 | 1.00 | 269.25 | 72.06 | 47.09 | - | 6.24 | 15.14 |
| 1977-78 | - | - | - | 1.81 | - | 253.50 | 72.10 | 49.32 | - | 6.64 | 11.91 |
| 1978-79 | - | - | - | 2.92 | - | 334.99 | 78.32 | 46.63 | - | 7.43 | 19.56 |
| 1979-80 | - | 1.11 | 9.50 | 1.67 | 0.10 | 386.39 | 121.08 | 65.76 | 20.90 | 8.43 | 20.86 |
| 1980-81 | - | 2.68 | 13.94 | 4.92 | 0.15 | 467.30 | 132.03 | 67.42 | 24.18 | 11.81 | 22.93 |
| 1981-82 | - | 2.78 | 15.04 | 3.27 | 0.19 | 587.63 | 145.39 | 74.59 | 26.05 | 14.00 | 24.46 |
| 1982-83 | - | 2.17 | 17.10 | 5.14 | 0.12 | 645.94 | 190.88 | 101.44 | 33.00 | 18.03 | 30.74 |
| 1983-84 | - | 2.75 | 18.51 | 2.73 | 0.74 | 825.43 | 259.06 | 154.66 | 36.50 | 24.85 | 32.86 |
| 1984-85 | - | 9.73 | 24.56 | 2.84 | 0.92 | 938.56 | 268.51 | 149.37 | 39.80 | 30.53 | 33.76 |
| 1985-86 | - | 5.21 | 31.42 | 3.88 | 1.51 | 1051.64 | 316.34 | 183.26 | 46.98 | 34.39 | 36.91 |
| 1986-87 | - | 11.90 | 30.18 | 30.10 | 1.47 | 1256.20 | 348.47 | 191.39 | 54.04 | 39.28 | 48.49 |
| 1987-88 | - | 10.14 | 47.17 | 43.95 | 5.52 | 1391.34 | 394.76 | 225.74 | 61.74 | 53.00 | 36.19 |
| 1988-89 | - | 7.17 | 59.41 | 18.63 | 1.85 | 1466.82 | 419.49 | 237.69 | 67.40 | 51.96 | 44.42 |
| 1989-90 | - | 6.88 | 57.36 | 126.76 | 2.02 | 1545.46 | 485.35 | 284.96 | 74.16 | 55.77 | 51.46 |
| 1990-91 | - | 23.52 | 115.87 | 385.72 | 2.67 | 1916.46 | 609.66 | 341.31 | 87.81 | 86.21 | 53.75 |
| 1991-92 | - | 26.50 | 90.45 | 122.53 | 2.85 | 2109.30 | 709.01 | 412.92 | 100.00 | 96.24 | 62.79 |
| 1992-93 | - | 14.79 | 107.46 | 528.12 | 3.04 | 2378.17 | 723.43 | 379.16 | 127.22 | 109.61 | 70.50 |
| 1993-94 | - | 28.92 | 110.08 | 55.05 | 9.92 | 2508.18 | 745.10 | 408.96 | 106.67 | 111.93 | 67.67 |
| 1994-95 | - | 29.39 | 134.33 | 39.36 | 13.49 | 3708.92 | 940.04 | 561.52 | 131.43 | 125.46 | 78.82 |
| 1995-96 | - | 36.76 | 167.30 | 91.41 | 7.07 | 4516.42 | 1137.91 | 596.11 | 152.74 | 156.64 | 168.14 |
| 1996-97 | - | 40.31 | 182.88 | 75.00 | 11.58 | 4424.20 | 1206.87 | 618.80 | 230.86 | 182.14 | 114.22 |

Source: Annual Budget Statements of Sindh Government
Estimates of Charged Expenditure and Demands for Grants

Note:
i
ii
iii
iv
v

SINDH GOVERNMENT REVENUE EXPENDITURE

| Years | [Rs. in Million] | | | | | | | | | | |
|---------|------------------|--------|--------------|------------|------------------|--------------|-------------------|--------------------------------|-----------------------|----------------------------|-------------------------|
| | Fisheries | Others | Co-Operation | Irrigation | Land Reclamation | Fuel & Power | Rural Development | Industries & Mineral Resources | Stationery & Printing | Transport & Communications | Other Economic Services |
| 1972-73 | 0.45 | - | 1.58 | 59.44 | - | - | - | 1.70 | 6.60 | 9.93 | - |
| 1973-74 | 0.58 | - | 1.77 | 85.48 | - | - | - | 2.05 | 8.70 | 17.07 | 0.41 |
| 1974-75 | 0.72 | - | 2.46 | 94.36 | - | - | - | 2.30 | 11.05 | 25.14 | 0.93 |
| 1975-76 | 0.90 | - | 2.71 | 106.20 | - | - | - | 2.68 | 9.92 | 31.79 | 0.56 |
| 1976-77 | 0.84 | - | 2.74 | 145.14 | - | - | - | 2.56 | 10.73 | 38.21 | 0.55 |
| 1977-78 | 1.39 | - | 2.84 | 124.00 | - | - | - | 3.59 | 12.41 | 41.39 | - |
| 1978-79 | 1.31 | - | 3.40 | 202.19 | - | - | - | 5.11 | 13.26 | 36.12 | - |
| 1979-80 | 1.29 | 3.83 | - | 265.31 | - | - | - | - | - | - | - |
| 1980-81 | 1.32 | 4.37 | - | 230.17 | 72.79 | 0.79 | 3.50 | 9.04 | 17.14 | 1.85 | - |
| 1981-82 | 1.70 | 4.59 | - | 317.65 | 87.88 | 0.86 | 5.86 | 9.91 | 18.33 | 1.76 | - |
| 1982-83 | 2.09 | 5.59 | - | 304.50 | 108.90 | 1.01 | 6.45 | 11.57 | 20.31 | 2.33 | - |
| 1983-84 | 3.23 | 6.97 | - | 384.17 | 131.49 | 1.31 | 8.04 | 13.29 | 24.33 | 3.75 | - |
| 1984-85 | 8.08 | - | 6.98 | 435.45 | 168.47 | 1.49 | 9.82 | 15.43 | 36.37 | 3.03 | - |
| 1985-86 | 5.03 | - | 9.79 | 481.82 | 183.87 | 1.60 | 10.26 | 15.48 | 34.78 | 7.49 | - |
| 1986-87 | 5.25 | - | 10.02 | 562.65 | 224.19 | 1.87 | 11.51 | 37.22 | 52.60 | 17.70 | - |
| 1987-88 | 6.02 | - | 12.07 | 633.34 | 261.47 | 2.57 | 13.01 | 33.09 | 49.45 | 3.66 | - |
| 1988-89 | 5.90 | - | 12.11 | 698.25 | 260.56 | 2.55 | 13.52 | 24.22 | 44.33 | 3.89 | - |
| 1989-90 | 6.31 | - | 12.70 | 675.27 | 289.37 | 3.11 | 14.20 | 24.80 | 49.09 | 4.28 | - |
| 1990-91 | 19.02 | - | 21.55 | 720.24 | 436.41 | 4.34 | 17.18 | 40.60 | 82.96 | 5.07 | - |
| 1991-92 | 19.16 | - | 17.90 | 792.38 | 467.55 | 5.32 | 25.00 | 35.16 | 68.20 | 6.69 | - |
| 1992-93 | 15.96 | - | 20.99 | 872.06 | 630.54 | 5.96 | 29.17 | 38.35 | 72.81 | 5.86 | - |
| 1993-94 | 26.79 | - | 23.08 | 891.42 | 699.08 | 8.25 | 38.52 | 41.74 | 73.64 | 10.44 | - |
| 1994-95 | 17.63 | - | 25.19 | 1752.66 | 776.93 | 8.51 | 44.13 | 74.90 | 67.95 | 43.80 | - |
| 1995-96 | 32.73 | - | 31.55 | 1805.36 | 1367.52 | 10.04 | 50.65 | 62.46 | 69.27 | 13.22 | - |
| 1996-97 | 30.65 | - | 30.21 | 1922.48 | 1034.48 | 16.59 | 59.71 | 68.86 | 105.24 | 9.97 | - |

Source: Annual Budget Statements of Sindh Government
Estimates of Charged Expenditure and Demands for Grants

Note:
i
ii
iii
iv
v

SINDH GOVERNMENT REVENUE EXPENDITURE

| Years | Subsidies | Food | Others | Debt Servicing | | Interest On Domestic Debt | Interest On Domestic Debt Payable To Federal | Interest On Foreign Debt Payable To Federal | Appropriation For Reduction Or Avoidance Of Debt | Grants And Subventions | Grants To Local Bodies |
|---------|-----------|--------|--------|---------------------------|--------------------|---------------------------|--|---|--|------------------------|------------------------|
| | | | | Investible Funds & Grants | (Interest Payment) | | | | | | |
| 1972-73 | 44.50 | 28.08 | 16.42 | 80.59 | 80.59 | 62.63 | - | - | 17.96 | - | - |
| 1973-74 | 59.02 | 37.24 | 21.78 | 50.75 | 50.75 | - | 22.36 | 23.59 | 4.79 | - | - |
| 1974-75 | 76.48 | 57.32 | 19.16 | 97.20 | 97.20 | - | 64.33 | 26.57 | 6.30 | - | - |
| 1975-76 | 103.88 | 59.96 | 43.93 | 173.63 | 173.63 | - | 131.91 | 35.09 | 6.63 | - | - |
| 1976-77 | 119.75 | 119.75 | - | 240.54 | 240.54 | - | 199.00 | 34.57 | 6.97 | - | - |
| 1977-78 | 105.00 | 105.00 | - | 332.64 | 332.64 | 274.15 | 51.53 | - | 6.97 | - | - |
| 1978-79 | 115.60 | 115.60 | - | 403.92 | 403.92 | 337.96 | 58.77 | - | 7.19 | - | - |
| 1979-80 | 356.28 | 356.28 | - | 475.75 | 472.68 | 472.68 | - | - | - | 3.07 | 3.07 |
| 1980-81 | 204.37 | 201.97 | 2.40 | 640.66 | 631.19 | 624.44 | - | - | 6.76 | 9.46 | 8.57 |
| 1981-82 | 321.36 | 318.96 | 2.40 | 757.90 | 754.67 | 754.67 | - | - | - | 3.22 | 3.12 |
| 1982-83 | 234.79 | 212.67 | 22.12 | 920.75 | 906.59 | 906.59 | - | - | - | 14.16 | 12.66 |
| 1983-84 | 279.65 | 227.25 | 52.40 | 1067.64 | 1062.80 | 1062.80 | - | - | - | 4.85 | 4.32 |
| 1984-85 | 303.60 | 251.20 | 52.40 | 1271.78 | 1264.97 | 1264.97 | - | - | - | 6.81 | 5.24 |
| 1985-86 | 472.21 | 368.45 | 103.76 | 1747.95 | 1725.00 | 1725.00 | - | - | - | 22.95 | 19.17 |
| 1986-87 | 791.34 | 688.38 | 102.96 | 2502.92 | 2412.31 | 2412.31 | - | - | - | 90.60 | 83.88 |
| 1987-88 | 636.39 | 546.60 | 89.79 | 2476.02 | 2375.70 | 2375.70 | - | - | - | 100.32 | 78.90 |
| 1988-89 | 668.35 | 583.14 | 85.21 | 2615.01 | 2496.71 | 383.91 | 2076.93 | 35.88 | - | 118.30 | 63.47 |
| 1989-90 | 805.22 | 690.22 | 115.00 | 3072.73 | 2962.27 | 2962.27 | - | - | - | 110.46 | 55.98 |
| 1990-91 | 627.30 | 542.30 | 85.00 | 3641.19 | 3534.94 | 3534.94 | - | - | - | 106.25 | 35.30 |
| 1991-92 | 604.82 | 493.13 | 111.69 | 4607.96 | 4437.43 | 4437.43 | - | - | - | 170.53 | 60.43 |
| 1992-93 | 504.38 | 405.69 | 98.69 | 5468.46 | 5168.54 | 5168.54 | - | - | - | 299.92 | 182.83 |
| 1993-94 | 830.80 | 478.26 | 352.54 | 6814.55 | 6549.80 | 1605.07 | 4785.15 | 159.58 | - | 264.75 | 202.06 |
| 1994-95 | 632.08 | 528.40 | 103.69 | 6676.12 | 6412.65 | 1690.17 | 4570.03 | 152.45 | - | 263.47 | 130.21 |
| 1995-96 | 643.28 | 533.39 | 109.89 | 7370.05 | 7241.12 | 7241.12 | - | - | - | 128.93 | 22.59 |
| 1996-97 | 700.08 | 533.39 | 166.69 | 7952.50 | 7752.50 | 7752.50 | - | - | - | 200.00 | 80.00 |

Source: Annual Budget Statements of Sindh Government
Estimates of Charged Expenditure and Demands for Grants

Note:

- i
- ii
- iii
- iv
- v

SINDH GOVERNMENT CAPITAL EXPENDITURE

| Years | [Rs. in Million] | | | | | | | | | | |
|---------|--|---------------------|-------------|-----------------------------------|-----------------------|-----------------------|--|---|--|-----------|----------|
| | Grants To Non-Financial Institutions | Grants To Others | Unallocable | Current Capital Expenditure | Community Services | Economics Services | Debt Servicing, Investible Funds & Grants | Debt Servicing (Discharged / Repayment) | Domestic Debt Direct (Discharged / Repayment) | Permanent | Floating |
| 1972-73 | - | - | - | 824.69 | 103.51 | 54.61 | 666.57 | 522.01 | 490.50 | 63.80 | 426.70 |
| 1973-74 | - | - | - | 174.12 | 17.52 | 11.50 | 145.09 | 117.57 | 109.06 | 55.66 | 53.40 |
| 1974-75 | - | - | - | 206.09 | 10.20 | - | 195.89 | 150.54 | 139.79 | 16.40 | 123.39 |
| 1975-76 | - | - | - | 253.37 | 3.70 | 3.00 | 246.67 | 235.57 | 217.20 | 17.20 | 200.00 |
| 1976-77 | - | - | - | 307.20 | 4.69 | 15.00 | 287.51 | 278.95 | 267.91 | 17.91 | 250.00 |
| 1977-78 | - | - | 22.86 | 161.66 | 0.69 | - | 160.97 | 146.22 | 133.08 | 26.28 | 106.80 |
| 1978-79 | - | - | 28.59 | 386.47 | - | -2.00 | 388.47 | 371.86 | 359.15 | 65.45 | 293.70 |
| 1979-80 | - | - | - | 415.78 | - | - | 415.78 | 369.77 | 348.00 | 54.30 | 293.70 |
| 1980-81 | - | 0.89 | - | 349.01 | 13.36 | - | 335.65 | 324.37 | 247.95 | 43.35 | 204.60 |
| 1981-82 | 0.10 | - | 9.58 | 179.75 | 37.86 | - | 141.89 | 130.00 | 71.04 | 44.34 | 26.70 |
| 1982-83 | - | 1.50 | 1.49 | 351.39 | 0.34 | - | 354.52 | 343.89 | 247.76 | 87.56 | 160.20 |
| 1983-84 | 0.44 | 0.08 | 1.16 | 356.80 | 30.43 | - | 329.66 | 300.37 | 193.21 | 93.01 | 100.20 |
| 1984-85 | 0.85 | 0.72 | 47.46 | 206.39 | 0.42 | - | 205.97 | 156.57 | 15.45 | 15.00 | 0.45 |
| 1985-86 | 2.45 | 1.34 | 28.57 | 271.85 | - | - | 271.74 | 196.67 | 50.00 | - | 50.00 |
| 1986-87 | 2.26 | 4.47 | 71.82 | 353.06 | 4.00 | - | 349.06 | 229.34 | 57.27 | 30.57 | 26.70 |
| 1987-88 | 4.27 | 17.15 | 41.28 | 2728.54 | 1.00 | - | 2727.54 | 2657.84 | 126.28 | 26.28 | 100.00 |
| 1988-89 | 18.60 | 36.23 | 28.29 | 1336.43 | - | - | 1336.43 | 1157.28 | 797.13 | 697.13 | 100.00 |
| 1989-90 | 9.83 | 44.65 | 29.16 | 648.35 | - | - | 648.35 | 506.35 | 154.30 | 54.30 | 100.00 |
| 1990-91 | 9.00 | 61.95 | 304.29 | 642.79 | - | - | 642.79 | 515.09 | 100.00 | - | 100.00 |
| 1991-92 | 20.00 | 90.10 | 35.20 | 726.06 | - | - | 726.06 | 580.27 | 144.34 | 44.34 | 100.00 |
| 1992-93 | 29.50 | 87.59 | 48.66 | 1031.09 | - | - | 1031.09 | 921.39 | 301.19 | 201.19 | 100.00 |
| 1993-94 | 18.00 | 44.70 | 267.99 | 1208.56 | - | - | 1208.56 | 1167.47 | 545.23 | 445.23 | 100.00 |
| 1994-95 | 13.50 | 119.76 | 360.00 | 1098.66 | - | - | 1098.66 | 966.69 | 150.00 | - | 150.00 |
| 1995-96 | 5.00 | 101.33 | 924.61 | 2345.14 | - | - | 2345.14 | 1397.87 | 490.00 | - | 490.00 |
| 1996-97 | 15.00 | 105.00 | 1164.04 | 2271.18 | - | - | 2271.18 | 2127.42 | 1119.45 | 969.45 | 150.00 |

Source: Annual Budget Statements of Sindh Government
Estimates of Charged Expenditure and Demands for Grants

Note:
i
ii
iii
iv
v

SINDH GOVERNMENT CAPITAL EXPENDITURE

[Rs. in Million]

| Years | Domestic Debt Payable To Federal Govt Repayment | Foreign Debt Payable To Federal Govt Repayment | Government Investment N.E.S. | Loans And Advances | Local Bodies | Non-Financial Institutions | Government Servants | Private Sector - Cultivators | Others | Unallocable |
|---------|---|--|------------------------------|--------------------|--------------|----------------------------|---------------------|------------------------------|--------|-------------|
| 1972-73 | 27.96 | 3.55 | - | 144.57 | - | - | 1.09 | - | 143.47 | - |
| 1973-74 | 2.72 | 5.79 | - | 27.53 | - | - | 1.48 | - | 26.05 | - |
| 1974-75 | 3.73 | 7.02 | - | 45.36 | - | - | 2.66 | - | 42.70 | - |
| 1975-76 | 5.10 | 13.27 | - | 11.10 | - | - | 4.00 | - | 7.10 | - |
| 1976-77 | 8.66 | 2.39 | - | 8.56 | - | - | 5.56 | - | 3.00 | - |
| 1977-78 | 10.29 | 2.85 | - | 14.76 | 9.28 | - | 5.48 | - | - | - |
| 1978-79 | 11.05 | 1.66 | - | 16.60 | - | - | 5.47 | - | 11.14 | - |
| 1979-80 | 17.07 | 4.70 | - | 46.01 | - | - | 5.23 | - | 40.78 | - |
| 1980-81 | 76.07 | 0.35 | - | 11.28 | - | - | 9.33 | - | 1.95 | - |
| 1981-82 | 58.75 | 0.22 | - | 11.88 | - | - | 8.92 | - | 2.96 | - |
| 1982-83 | 95.49 | 0.64 | - | 10.63 | - | - | 9.66 | - | 0.98 | -3.48 |
| 1983-84 | 106.53 | 0.62 | - | 29.30 | - | - | 15.80 | - | 13.50 | -3.30 |
| 1984-85 | 141.00 | 0.13 | - | 49.40 | - | - | 19.66 | - | 29.74 | - |
| 1985-86 | 146.54 | 0.13 | - | 75.06 | - | - | 50.21 | - | 24.86 | 0.12 |
| 1986-87 | 171.81 | 0.27 | - | 119.72 | - | - | 56.23 | - | 63.49 | - |
| 1987-88 | 2531.56 | - | - | 69.70 | - | - | 60.00 | - | 9.70 | - |
| 1988-89 | 360.15 | - | 21.42 | 157.73 | - | - | 70.00 | - | 87.73 | - |
| 1989-90 | 352.05 | - | - | 142.00 | - | - | 75.00 | - | 67.00 | - |
| 1990-91 | 415.09 | - | - | 127.70 | - | - | 75.00 | - | 52.70 | - |
| 1991-92 | 435.93 | - | - | 145.79 | - | - | 100.00 | - | 45.79 | - |
| 1992-93 | 620.20 | - | - | 109.70 | - | - | 76.00 | - | 33.70 | - |
| 1993-94 | 622.24 | - | - | 41.08 | - | - | 37.38 | - | 3.70 | - |
| 1994-95 | 517.42 | 299.26 | - | 131.98 | - | 30.00 | 73.28 | 1.00 | 27.70 | - |
| 1995-96 | 907.87 | - | - | 947.27 | - | - | 65.62 | - | 881.66 | - |
| 1996-97 | 1007.97 | - | - | 143.76 | - | - | 100.06 | 31.00 | 12.70 | - |

Source: Annual Budget Statements of Sindh Government
Estimates of Charged Expenditure and Demands for Grants

Note:
i
ii
iii
iv
v

SINDH GOVERNMENT DEVELOPMENT EXPENDITURE

[Rs. in Million]

| Years | Development Expenditure | Agriculture | Forest, Wildlife, Etc. | Physical Planning & Housing | Industries Fuel & Mineral | Water & Power Irrigation | Education & Training | Culture & Tourism | Health | Social Welfare & Man Power | Law & Order |
|---------|-------------------------|-------------|------------------------|-----------------------------|---------------------------|--------------------------|----------------------|-------------------|--------|----------------------------|-------------|
| 1972-73 | 463.29 | 63.06 | - | 63.88 | 3.39 | 107.16 | 56.27 | - | 30.08 | 1.82 | - |
| 1973-74 | 617.63 | 104.97 | - | 71.96 | 3.25 | 190.17 | 47.95 | - | 28.98 | 1.98 | - |
| 1974-75 | 744.91 | 48.83 | - | 143.02 | 12.23 | 141.76 | 52.66 | - | 47.18 | 3.16 | - |
| 1975-76 | 788.00 | 57.40 | - | 148.74 | 22.70 | 129.99 | 59.99 | - | 67.95 | 3.23 | - |
| 1976-77 | 969.45 | 64.03 | - | 143.95 | 37.35 | 290.24 | 63.64 | - | 50.90 | 0.39 | - |
| 1977-78 | 864.89 | 98.74 | - | 111.85 | 57.45 | 225.50 | 74.91 | - | 35.57 | 0.85 | - |
| 1978-79 | 917.09 | 94.66 | - | 218.02 | 30.76 | 183.68 | 101.79 | - | 64.93 | 1.65 | - |
| 1979-80 | 971.85 | 106.07 | - | 209.18 | 15.65 | 94.60 | 94.89 | - | 65.45 | 2.27 | - |
| 1980-81 | 1112.39 | 107.12 | - | 373.12 | 9.94 | 165.76 | 133.48 | - | 61.92 | 3.70 | - |
| 1981-82 | 1293.43 | 119.51 | - | 458.17 | 10.12 | 165.04 | 154.80 | - | 90.52 | 6.77 | - |
| 1982-83 | 1573.54 | 130.69 | - | 522.54 | 8.61 | 222.61 | 174.69 | - | 102.20 | 7.09 | - |
| 1983-84 | 1672.70 | 126.31 | - | 673.18 | 6.43 | 217.46 | 152.15 | - | 113.06 | 6.48 | - |
| 1984-85 | 1677.52 | 143.43 | - | 389.34 | 52.45 | 250.62 | 247.82 | - | 156.64 | 8.02 | - |
| 1985-86 | 2484.24 | 186.23 | - | 385.26 | 56.70 | 265.76 | 676.18 | - | 226.86 | 12.00 | - |
| 1986-87 | 3615.70 | 221.88 | - | 816.33 | 46.33 | 411.73 | 861.86 | - | 364.66 | 39.45 | - |
| 1987-88 | 3726.73 | 272.90 | 34.16 | 1033.19 | 44.70 | 416.94 | 735.69 | - | 324.95 | 16.18 | - |
| 1988-89 | 4319.45 | 193.98 | 50.25 | 666.06 | 56.05 | 314.92 | 710.08 | 7.39 | 394.27 | 13.50 | 489.98 |
| 1989-90 | 3814.31 | 211.56 | 43.14 | 668.38 | 39.19 | 482.64 | 680.15 | 5.27 | 356.11 | 14.74 | 64.00 |
| 1990-91 | 6352.87 | 292.70 | 70.21 | 1937.78 | 48.00 | 657.35 | 712.25 | 8.03 | 411.73 | 32.37 | 460.49 |
| 1991-92 | 5878.43 | 247.16 | 69.71 | 1738.13 | 47.70 | 637.86 | 907.33 | 14.40 | 463.27 | 26.00 | 12.09 |
| 1992-93 | 5757.45 | 215.52 | 77.78 | 1819.32 | 27.50 | 615.64 | 879.50 | 12.46 | 452.91 | 21.00 | 6.26 |
| 1993-94 | 6418.20 | 235.31 | 61.04 | 1760.92 | 42.00 | 700.20 | 1145.24 | 25.00 | 695.75 | 35.70 | - |
| 1994-95 | 13257.14 | 138.58 | 56.06 | 1201.38 | 60.33 | 810.83 | 956.70 | 33.67 | 533.38 | 30.87 | - |
| 1995-96 | 14521.73 | 218.43 | 61.24 | 1391.01 | 38.46 | 1083.34 | 1342.36 | 50.23 | 637.91 | 15.91 | - |
| 1996-97 | 14784.14 | 178.89 | 61.86 | 1248.84 | 50.00 | 1236.75 | 1255.00 | 28.43 | 720.00 | 30.41 | - |

Source: Annual Budget Statements of Sindh Government
Estimates of Charged Expenditure and Demands for Grants

Note:
i
ii
iii
iv
v

SINDH GOVERNMENT DEVELOPMENT EXPENDITURE


| Years | Transport & Communications | Regional Planning (Planning & Dev.) | Rural Development | Statistical Research | Science & Technology | Women/Pop. Welfare | Environment | Loans To Local/Auto. Bodies | Block Allocation | Operational Shortfall | Foreign Project Assistance | [Rs. in Million] |
|---------|----------------------------|-------------------------------------|-------------------|----------------------|----------------------|--------------------|-------------|-----------------------------|------------------|-----------------------|----------------------------|-----------------------------|
| | | | | | | | | | | | | Tameer-e-Province Programme |
| 1972-73 | 80.75 | - | 56.42 | 0.46 | - | - | - | - | - | - | - | - |
| 1973-74 | 126.55 | 5.00 | 36.00 | 0.82 | - | - | - | - | - | - | - | - |
| 1974-75 | 229.71 | 28.94 | 35.99 | 1.43 | - | - | - | - | - | - | - | - |
| 1975-76 | 259.70 | 27.00 | 9.93 | 1.38 | - | - | - | - | - | - | - | - |
| 1976-77 | 285.33 | 21.46 | 11.08 | 0.60 | - | - | - | - | - | - | - | - |
| 1977-78 | 244.64 | 8.22 | 6.22 | 0.94 | - | - | - | - | - | - | - | - |
| 1978-79 | 193.45 | 5.59 | 20.50 | 2.05 | - | - | - | - | - | - | - | - |
| 1979-80 | 207.76 | 8.10 | 21.00 | 2.23 | - | - | - | - | 144.65 | - | - | - |
| 1980-81 | 245.05 | 5.12 | 4.00 | 3.19 | - | - | - | - | - | - | - | - |
| 1981-82 | 278.99 | 6.13 | 3.10 | 0.28 | - | - | - | - | - | - | - | - |
| 1982-83 | 401.11 | 3.50 | - | 0.50 | - | - | - | - | - | - | - | - |
| 1983-84 | 374.33 | 3.30 | - | - | - | - | - | - | - | - | - | - |
| 1984-85 | 376.70 | 2.71 | 41.61 | 2.45 | - | - | - | - | 5.75 | - | - | - |
| 1985-86 | 427.72 | - | 245.17 | 2.36 | - | - | - | - | - | - | - | - |
| 1986-87 | 440.30 | - | 409.29 | 3.66 | - | - | - | - | 0.21 | - | - | - |
| 1987-88 | 366.41 | - | 478.01 | 3.60 | - | - | - | - | - | - | - | - |
| 1988-89 | 486.74 | - | 909.86 | 5.82 | - | - | - | - | 20.54 | - | - | - |
| 1989-90 | 561.99 | - | 679.35 | 7.81 | - | - | - | - | - | - | - | - |
| 1990-91 | 623.01 | - | 1039.59 | 18.49 | - | - | - | - | 40.88 | - | - | - |
| 1991-92 | 622.36 | - | 921.55 | 25.95 | - | - | - | - | 144.90 | - | - | - |
| 1992-93 | 605.01 | - | 989.63 | 13.92 | - | - | - | - | 21.00 | - | - | - |
| 1993-94 | 559.68 | - | 971.23 | 31.42 | - | - | - | - | 154.72 | - | - | - |
| 1994-95 | 568.94 | - | 1085.71 | 21.63 | - | - | - | - | 1.91 | - | 4357.14 | 3400.00 |
| 1995-96 | 654.80 | - | 1442.97 | 23.89 | 2.60 | 6.14 | 28.84 | - | 1.89 | - | 4021.73 | 3500.00 |
| 1996-97 | 589.00 | - | 1322.00 | 41.77 | 6.25 | 19.34 | 16.32 | - | 695.14 | - | 4284.14 | 3000.00 |

Source: Annual Budget Statements of Sindh Government
Estimates of Charged Expenditure and Demands for Grants

Note:
i
ii
iii
iv
v

N.W.F.P FINANCES

Revised Estimates



Social Policy and Development Centre

NWFP GOVERNMENT FINANCES

| Years | Federal Tax Assignments | Provincial Own Tax Revenue | Non-Tax Revenue | General Revenue Receipts | Current Revenue Expenditure | Revenue Surplus(+)/ Deficit(-) | Development Revenue Receipts | Net Capital Receipts | Net Public Account | Dev. Capital Receipts Public Debt | Total Resources | Total Annual Development Programme | [Rs. in Million] |
|---------|-------------------------|----------------------------|-----------------|--------------------------|-----------------------------|--------------------------------|------------------------------|----------------------|--------------------|-----------------------------------|-----------------|------------------------------------|-------------------------------|
| | | | | | | | | | | | | | Estimated Use Of Cash Balance |
| 1972-73 | 675.65 | 47.58 | 135.42 | 288.14 | 296.27 | -8.14 | 27.07 | -125.90 | 29.15 | 214.22 | 136.41 | 324.93 | -188.52 |
| 1973-74 | 801.03 | 53.65 | 138.52 | 298.49 | 356.30 | -57.81 | 22.04 | 65.17 | 29.27 | 181.58 | 240.25 | 285.13 | -44.89 |
| 1974-75 | 1211.19 | 50.53 | 211.13 | 550.23 | 551.81 | -1.59 | 43.00 | -41.38 | -71.17 | 456.97 | 385.83 | 500.02 | -114.19 |
| 1975-76 | 1540.58 | 71.23 | 330.23 | 697.51 | 705.41 | -7.90 | 33.90 | -23.71 | 84.08 | 567.42 | 653.79 | 601.37 | 52.42 |
| 1976-77 | 2348.89 | 83.46 | 373.88 | 953.68 | 955.88 | -2.20 | 28.80 | -110.92 | -385.83 | 1202.95 | 732.80 | 640.93 | 91.87 |
| 1977-78 | 2492.09 | 93.12 | 427.17 | 1099.87 | 1136.93 | -37.06 | 167.56 | 14.21 | -203.97 | 934.52 | 875.25 | 687.64 | 187.61 |
| 1978-79 | 2645.25 | 92.75 | 512.47 | 1387.06 | 1401.70 | -14.64 | 197.44 | 71.88 | 23.15 | 808.23 | 1086.06 | 719.23 | 366.83 |
| 1979-80 | 2610.26 | 121.81 | 738.13 | 1649.67 | 1674.81 | -25.14 | 214.40 | 21.58 | -126.73 | 443.60 | 527.71 | 728.51 | -200.80 |
| 1980-81 | 3030.10 | 141.93 | 1061.64 | 2018.58 | 2031.83 | -13.25 | 484.64 | -27.04 | -114.38 | 353.71 | 683.69 | 838.35 | -154.66 |
| 1981-82 | 3703.27 | 173.94 | 1133.37 | 2501.90 | 2538.87 | -36.97 | 304.54 | 80.38 | -50.08 | 662.11 | 959.98 | 1002.32 | -42.34 |
| 1982-83 | 4232.72 | 211.31 | 1224.29 | 2964.85 | 2989.71 | -24.85 | 100.66 | 56.63 | 1045.26 | 1031.00 | 2208.69 | 1176.27 | 1032.42 |
| 1983-84 | 4964.40 | 237.59 | 1375.34 | 3654.48 | 3705.20 | -50.72 | 28.34 | 226.90 | 281.59 | 869.14 | 1355.25 | 1189.98 | 165.27 |
| 1984-85 | 5711.76 | 263.78 | 1457.48 | 4441.95 | 4512.09 | -70.13 | 12.50 | -79.36 | 132.10 | 1232.72 | 1227.83 | 1476.45 | -248.62 |
| 1985-86 | 6840.12 | 283.76 | 1622.39 | 5401.88 | 5452.21 | -50.32 | 12.50 | -116.88 | 46.33 | 1415.53 | 1307.15 | 2006.27 | -699.12 |
| 1986-87 | 9086.13 | 303.54 | 1615.60 | 6777.60 | 6810.80 | -33.20 | 332.43 | -119.64 | -1592.27 | 1952.85 | 540.17 | 2131.25 | -1591.08 |
| 1987-88 | 10596.05 | 338.64 | 1988.60 | 7924.57 | 7997.14 | -72.57 | 1631.91 | -470.51 | -604.33 | 975.90 | 1460.39 | 2586.87 | -1126.48 |
| 1988-89 | 11014.44 | 374.73 | 3030.50 | 8432.82 | 8607.46 | -174.63 | 1394.64 | -144.56 | -4207.59 | 977.76 | -2154.38 | 2359.65 | -4514.03 |
| 1989-90 | 11649.19 | 405.38 | 3934.26 | 8768.10 | 9390.11 | -622.01 | 586.91 | -328.47 | 257.86 | 2145.26 | 2039.55 | 3197.36 | -1157.81 |
| 1990-91 | 14532.52 | 430.49 | 4301.60 | 10208.99 | 10323.95 | -114.97 | 356.76 | 1441.30 | 1529.08 | 2494.67 | 5706.84 | 3834.49 | 1872.36 |
| 1991-92 | 18592.01 | 435.72 | 6444.10 | 14134.09 | 12737.34 | 1396.76 | 1020.62 | 145.70 | 333.00 | 2959.88 | 5855.95 | 6457.88 | -601.93 |
| 1992-93 | 19607.55 | 688.81 | 7365.97 | 16018.84 | 14578.98 | 1439.86 | 699.36 | -304.34 | 916.74 | 2791.26 | 5542.87 | 5772.47 | -229.59 |
| 1993-94 | 23261.94 | 634.18 | 9392.10 | 17776.55 | 16635.90 | 1140.65 | 759.81 | -455.42 | 284.55 | 3120.58 | 4850.17 | 5252.54 | -402.36 |
| 1994-95 | 26802.34 | 724.34 | 11454.70 | 21261.74 | 19404.57 | 1857.16 | 2845.23 | -452.06 | 2564.39 | 2570.37 | 9385.10 | 7861.57 | 1523.53 |
| 1995-96 | 30213.27 | 810.21 | 14345.12 | 24617.50 | 23564.00 | 1053.50 | 2818.78 | -506.20 | 912.89 | 2646.99 | 6925.96 | 8467.04 | -1541.07 |
| 1996-97 | 31488.81 | 803.27 | 16226.75 | 27131.76 | 26862.00 | 269.76 | 1603.45 | -614.00 | 931.75 | 2623.61 | 4814.57 | 8711.52 | -3896.95 |

Source: Annual Budget Statements of NWFP Government
Estimates of Receipts of NWFP Government

Note:

- i For the years 1976-77 and 1977-78 reported total resources do not include development revenue receipts(DDR). The figures reported here includes DDR.
- ii Calculation error in net capital receipt(NCR) for the year 1976-77. The reported amount is Rs. 10.943 million whereas, the NCR are Rs. 110.92 million.
- iii For the year 1983-84, sector-wise annual development programme does not add-up telly with the total given in ABS.
- iv For the year 1989-90 Rs. 424.563 million is receivable from federal govt. on account of current charge on cash balance is not included in figure reported here.
- v For the years 1990-91 complete information is not given in the budget document.
- vi For the years 1990-91 to 1996-97 annual development programme includes foreign project assistance.

NWFP GOVERNMENT REVENUE RECEIPTS

| Years | Provincial Receipts | Revenue Receipts | Tax Revenues | Direct Taxes | Tax On Incomes | Income Tax (Share Of Provinces) | Taxes From Agriculture | Property And Wealth Taxes | [Rs. in Million] | | |
|---------|---------------------|------------------|--------------|--------------|----------------|---------------------------------|------------------------|---------------------------|------------------------------|----------------------|----------------------------|
| | | | | | | | | | Urban Immovable Property Tax | Ordinary Collections | Less Share Of Local Bodies |
| 1972-73 | 704.80 | 315.21 | 183.00 | 70.43 | 55.31 | 55.31 | - | 3.28 | 3.05 | 3.05 | - |
| 1973-74 | 830.31 | 320.53 | 192.16 | 69.82 | 56.72 | 56.63 | 0.08 | 4.02 | 3.77 | 3.77 | - |
| 1974-75 | 1140.02 | 593.23 | 261.67 | 77.39 | 62.68 | 62.59 | 0.09 | 4.30 | 4.02 | 4.02 | - |
| 1975-76 | 1624.67 | 731.40 | 401.47 | 189.03 | 177.77 | 177.70 | 0.07 | 4.43 | 4.09 | 4.09 | - |
| 1976-77 | 1963.06 | 982.48 | 457.34 | 253.35 | 244.26 | 244.20 | 0.06 | 5.53 | 4.83 | 4.83 | - |
| 1977-78 | 2288.12 | 1267.43 | 520.29 | 275.92 | 262.65 | 262.59 | 0.06 | 6.15 | 5.54 | 5.54 | - |
| 1978-79 | 2668.40 | 1584.50 | 605.23 | 341.90 | 324.14 | 324.07 | 0.07 | 7.01 | 6.23 | 8.77 | -2.55 |
| 1979-80 | 2483.53 | 1864.07 | 859.94 | 518.78 | 499.77 | 499.72 | 0.06 | 10.05 | 8.96 | 8.96 | - |
| 1980-81 | 2915.73 | 2503.23 | 1203.58 | 686.98 | 672.43 | 672.39 | 0.04 | -2.18 | -3.57 | 9.00 | -12.57 |
| 1981-82 | 3653.20 | 2806.44 | 1307.31 | 819.34 | 801.94 | 801.90 | 0.04 | -0.70 | -2.30 | 9.60 | -11.90 |
| 1982-83 | 5277.98 | 3065.51 | 1435.60 | 908.55 | 877.63 | 877.60 | 0.03 | 9.53 | 7.79 | 16.00 | -8.21 |
| 1983-84 | 5245.99 | 3682.82 | 1612.93 | 962.45 | 931.91 | 931.90 | 0.01 | 5.40 | 3.30 | 19.03 | -15.73 |
| 1984-85 | 5843.86 | 4454.45 | 1721.26 | 986.11 | 942.91 | 942.90 | 0.01 | 7.50 | 5.00 | 21.52 | -16.52 |
| 1985-86 | 6886.45 | 5414.38 | 1906.15 | 1083.92 | 1043.30 | 1043.30 | - | 5.37 | 2.55 | 18.65 | -16.01 |
| 1986-87 | 7493.86 | 7110.03 | 1919.14 | 1058.59 | 1023.20 | 1023.20 | - | 5.20 | 1.70 | 18.97 | -17.27 |
| 1987-88 | 9991.72 | 9556.48 | 2327.24 | 1203.30 | 1153.70 | 1153.70 | - | 15.97 | 12.15 | 19.88 | -7.73 |
| 1988-89 | 6806.85 | 9827.47 | 3405.23 | 1422.21 | 1366.70 | 1366.70 | - | 20.32 | 16.12 | 16.12 | - |
| 1989-90 | 11907.05 | 9355.02 | 4339.64 | 1640.85 | 1593.26 | 1593.26 | - | 12.80 | 6.60 | 29.05 | -20.45 |
| 1990-91 | 16061.60 | 10565.75 | 4732.09 | 1996.33 | 1916.20 | 1916.20 | - | 15.13 | 7.63 | 31.00 | -23.37 |
| 1991-92 | 18925.01 | 15154.71 | 6879.82 | 2709.80 | 2629.10 | 2629.10 | - | 17.20 | 8.20 | 33.73 | -25.53 |
| 1992-93 | 20524.29 | 16718.20 | 8054.78 | 3536.43 | 3447.51 | 3447.51 | - | 19.92 | 9.92 | 45.00 | -35.08 |
| 1993-94 | 23546.50 | 18536.36 | 10026.28 | 4668.72 | 4564.88 | 4564.88 | - | 22.00 | 10.00 | 42.49 | -32.49 |
| 1994-95 | 29366.73 | 24106.97 | 12179.04 | 5656.03 | 5561.03 | 5559.00 | 2.03 | 20.00 | 10.00 | 52.00 | -42.00 |
| 1995-96 | 31126.16 | 27436.28 | 15155.33 | 7555.25 | 7400.04 | 7396.01 | 4.03 | 24.00 | 12.00 | 60.00 | -48.00 |
| 1996-97 | 32420.56 | 28735.20 | 17030.02 | 8626.32 | 8482.32 | 8479.82 | 2.50 | 25.00 | 12.50 | 65.00 | -52.50 |

Source: Annual Budget Statements of NWFP Government
Estimates of Receipts of NWFP Government

Note:
i
ii
iii
iv
v
vi

NWFP GOVERNMENT REVENUE RECEIPTS

[Rs. in Million]

| Years | Transfer Of Property Tax | Land Revenue | Gift Tax | Capital Gains Tax | Other Fed. Taxes | Tax On Professions, Trade & Callings | Indirect Taxes | Divisible Pool Indirect Taxes | Share Of Customs Duty (Export Of Cotton) | Share Of Sales Tax | Share Of Fed. Excise Duty (Tobacco) |
|---------|-----------------------------|-----------------|----------|----------------------|---------------------|---|-------------------|----------------------------------|---|-----------------------|---|
| 1972-73 | 0.23 | 10.43 | - | 0.01 | 1.04 | 0.36 | 112.57 | 79.08 | 27.00 | 24.15 | 27.93 |
| 1973-74 | 0.25 | 6.00 | - | 0.02 | 2.77 | 0.30 | 122.35 | 79.12 | 5.42 | 36.85 | 36.85 |
| 1974-75 | 0.28 | 7.06 | - | 0.03 | 3.05 | 0.27 | 184.28 | 145.50 | 29.26 | 56.90 | 59.34 |
| 1975-76 | 0.35 | 4.85 | 0.93 | 0.05 | 1.00 | - | 212.44 | 150.60 | 33.60 | 117.00 | - |
| 1976-77 | 0.70 | 3.00 | 0.28 | 0.08 | 0.20 | - | 204.00 | 129.20 | - | 129.20 | - |
| 1977-78 | 0.62 | 6.59 | 0.29 | 0.24 | - | - | 244.37 | 164.29 | - | 164.29 | - |
| 1978-79 | 0.78 | 10.16 | 0.10 | 0.46 | 0.04 | - | 263.33 | 188.26 | - | 188.26 | - |
| 1979-80 | 1.09 | 10.00 | 0.65 | 2.40 | 0.56 | -4.65 | 341.16 | 237.21 | - | 237.21 | - |
| 1980-81 | 1.40 | 10.00 | 0.66 | 5.50 | 0.57 | - | 516.60 | 388.03 | 33.07 | 354.95 | - |
| 1981-82 | 1.60 | 10.33 | 0.20 | 7.00 | 0.57 | - | 487.97 | 330.70 | - | 330.70 | - |
| 1982-83 | 1.74 | 13.00 | 0.12 | 7.70 | 0.57 | - | 527.05 | 346.00 | - | 346.00 | - |
| 1983-84 | 2.10 | 15.40 | 0.12 | 9.00 | 0.63 | - | 650.48 | 442.70 | 25.50 | 417.20 | - |
| 1984-85 | 2.50 | 24.00 | 0.14 | 11.22 | 0.34 | - | 735.14 | 514.10 | 30.50 | 483.60 | - |
| 1985-86 | 2.72 | 23.08 | - | 11.78 | 0.39 | - | 822.23 | 578.70 | 33.70 | 545.00 | - |
| 1986-87 | 3.50 | 30.00 | - | - | - | 0.19 | 860.56 | 592.40 | 12.40 | 580.00 | - |
| 1987-88 | 3.82 | 33.23 | - | - | - | 0.41 | 1123.93 | 834.90 | - | 834.90 | - |
| 1988-89 | 4.20 | 34.78 | - | - | - | 0.41 | 1983.02 | 1663.80 | 239.10 | 1424.70 | - |
| 1989-90 | 4.20 | 34.79 | - | - | - | - | 2698.79 | 2341.00 | 368.90 | 1972.10 | - |
| 1990-91 | 7.50 | 60.00 | - | - | - | 5.00 | 2735.76 | 2385.40 | 350.10 | 2035.30 | - |
| 1991-92 | 9.00 | 60.00 | - | - | - | 3.50 | 4170.02 | 3815.00 | 209.30 | 2212.40 | 926.10 |
| 1992-93 | 10.00 | 65.00 | - | - | - | 4.00 | 4518.35 | 3918.46 | 51.45 | 2467.51 | 874.91 |
| 1993-94 | 12.00 | 77.84 | - | - | - | 4.00 | 5357.56 | 4827.23 | 44.76 | 3303.22 | 915.85 |
| 1994-95 | 10.00 | 70.00 | - | - | - | 5.00 | 6523.01 | 5895.70 | - | 4373.40 | 932.50 |
| 1995-96 | 12.00 | 121.22 | - | - | - | 10.00 | 7600.08 | 6949.11 | - | 5148.29 | 1234.85 |
| 1996-97 | 12.50 | 109.00 | - | - | - | 10.00 | 8403.69 | 7746.92 | - | 5832.91 | 1337.75 |

Source: Annual Budget Statements of NWFP Government
Estimates of Receipts of NWFP Government

Note:
i
ii
iii
iv
v
vi

NWFP GOVERNMENT REVENUE RECEIPTS

| Years | Share Of Federal | | Share Of Royalty (Crude Oil) | Share Of Royalty (Gas) | Own Indirect Taxes | Provincial Excise | Spirits & Fermented Products | Medicated Wines & Licquors | Medicated & Toilet Prep. Containing Alcohol | Receipts From Distilleries | Fines, Confiscations, Etc |
|---------|------------------------|----------------------|------------------------------------|---------------------------|-----------------------|----------------------|------------------------------------|----------------------------------|--|-------------------------------|---------------------------------|
| | Excise Duty (Sugar) | Excise Duty (Gas) | | | | | | | | | |
| 1972-73 | - | - | - | - | 33.49 | 1.21 | 0.68 | 0.14 | 0.29 | 0.02 | 0.00 |
| 1973-74 | - | - | - | - | 43.23 | 3.97 | 2.88 | 0.15 | 0.27 | 0.59 | 0.00 |
| 1974-75 | - | - | - | - | 38.78 | 3.77 | 4.20 | 0.14 | 0.28 | 0.06 | 0.00 |
| 1975-76 | - | - | - | - | 61.84 | 7.88 | 4.35 | 0.15 | 2.68 | 0.58 | 0.01 |
| 1976-77 | - | - | - | - | 74.80 | 7.53 | 5.07 | 0.17 | 3.28 | 0.82 | 0.01 |
| 1977-78 | - | - | - | - | 80.08 | 3.47 | 1.62 | 2.83 | 0.60 | 0.22 | 0.50 |
| 1978-79 | - | - | - | - | 75.06 | 0.86 | 0.79 | 0.18 | 0.63 | 0.02 | 0.60 |
| 1979-80 | - | - | - | - | 103.95 | 2.81 | 1.79 | 0.24 | 0.53 | 0.01 | 0.00 |
| 1980-81 | - | - | - | - | 128.57 | 9.26 | 2.29 | 0.27 | 6.47 | - | - |
| 1981-82 | - | - | - | - | 157.27 | 3.47 | 2.18 | 0.27 | 0.52 | 0.28 | - |
| 1982-83 | - | - | - | - | 181.05 | 1.83 | 2.41 | 0.30 | 0.52 | 0.29 | -1.98 |
| 1983-84 | - | - | - | - | 207.78 | 3.80 | 2.01 | 0.48 | 0.64 | 0.28 | - |
| 1984-85 | - | - | - | - | 221.04 | 3.22 | 1.59 | 0.48 | 0.73 | 0.02 | - |
| 1985-86 | - | - | - | - | 243.53 | 3.22 | 1.59 | 0.48 | 0.74 | 0.01 | - |
| 1986-87 | - | - | - | - | 268.16 | 2.90 | 1.27 | 0.48 | 0.74 | 0.01 | - |
| 1987-88 | - | - | - | - | 289.03 | 3.68 | 0.80 | 0.70 | 0.81 | 0.02 | - |
| 1988-89 | - | - | - | - | 319.22 | 3.19 | 3.19 | - | - | - | - |
| 1989-90 | - | - | - | - | 357.79 | 3.22 | 0.80 | 0.75 | 0.70 | 0.02 | - |
| 1990-91 | - | - | - | - | 350.36 | 4.22 | 1.20 | 0.95 | 0.95 | 0.02 | - |
| 1991-92 | 467.20 | - | - | - | 355.02 | 4.42 | 1.30 | 0.95 | 1.00 | 0.02 | - |
| 1992-93 | 524.58 | - | - | - | 599.89 | 5.00 | 1.40 | 1.06 | 1.09 | 0.02 | 0.22 |
| 1993-94 | 563.40 | - | - | - | 530.34 | 6.47 | 1.40 | 1.60 | 2.00 | 0.02 | - |
| 1994-95 | 589.80 | - | - | - | 627.31 | 5.64 | 1.40 | 1.65 | 1.05 | 0.02 | - |
| 1995-96 | 565.97 | - | - | - | 650.97 | 8.50 | 2.00 | 2.27 | 1.80 | 0.03 | - |
| 1996-97 | 576.26 | - | - | - | 656.77 | 8.60 | 2.00 | 2.37 | 1.80 | 0.03 | - |

Source: Annual Budget Statements of NWFP Government
Estimates of Receipts of NWFP Government

Note:

- i
- ii
- iii
- iv
- v
- vi

NWFP GOVERNMENT REVENUE RECEIPTS

[Rs. in Million]

| Years | Services Rendered | Stamp Duties | Stamp Duties : Non-Judicial | Stamp Duties : Judicial | Motor Vehicle Tax | Receipts Under Motor Vehicle Act | Fees For Registration of Motor Vehicles | Other Fees & Misc. Receipts | Receipts From Bus & Trucks Services | Other Receipts | Motor Vehicles Fitness Certificates |
|---------|-------------------|--------------|-----------------------------|-------------------------|-------------------|----------------------------------|---|-----------------------------|-------------------------------------|----------------|-------------------------------------|
| 1972-73 | 0.08 | 6.34 | 4.71 | 1.63 | 16.85 | 0.12 | 14.88 | - | - | 1.85 | - |
| 1973-74 | 0.08 | 6.76 | 4.77 | 1.99 | 20.60 | 0.22 | 15.33 | - | - | 5.05 | - |
| 1974-75 | -0.92 | 7.00 | 4.97 | 2.03 | 19.00 | 0.23 | 18.51 | - | - | 0.26 | - |
| 1975-76 | 0.12 | 12.20 | 10.09 | 2.11 | 27.00 | 0.28 | 24.67 | - | - | 2.05 | - |
| 1976-77 | -1.81 | 22.01 | 18.66 | 3.34 | 23.99 | 0.44 | 18.65 | - | - | 4.90 | - |
| 1977-78 | -2.30 | 36.03 | 28.97 | 7.06 | 25.03 | 0.52 | 20.30 | - | - | 4.21 | - |
| 1978-79 | -1.36 | 29.13 | 29.13 | - | 31.91 | 1.42 | 33.32 | - | - | -2.84 | - |
| 1979-80 | 0.24 | 29.00 | 26.27 | 2.73 | 47.38 | 2.59 | 34.19 | - | - | 10.59 | - |
| 1980-81 | 0.23 | 46.62 | 44.47 | 2.15 | 53.55 | 3.00 | 38.67 | - | - | 11.88 | - |
| 1981-82 | 0.23 | 67.87 | 65.72 | 2.15 | 60.13 | 3.60 | 43.42 | - | - | 13.11 | - |
| 1982-83 | 0.30 | 73.98 | 71.79 | 2.19 | 77.31 | 13.80 | 54.00 | - | - | 9.51 | - |
| 1983-84 | 0.40 | 60.00 | 57.29 | 2.71 | 102.45 | 15.50 | 66.77 | - | - | 20.18 | - |
| 1984-85 | 0.40 | 67.00 | 64.43 | 2.58 | 111.73 | 19.00 | 81.00 | - | - | 11.73 | - |
| 1985-86 | 0.40 | 71.29 | 68.94 | 2.35 | 129.39 | 21.00 | - | 98.89 | - | 9.50 | - |
| 1986-87 | 0.40 | 80.00 | 77.30 | 2.70 | 142.33 | 21.00 | - | 109.03 | - | 12.30 | - |
| 1987-88 | 1.36 | 82.61 | 79.91 | 2.70 | 153.53 | 21.00 | - | 119.03 | - | 13.50 | - |
| 1988-89 | - | 90.87 | 90.87 | - | 161.29 | 161.29 | - | - | - | - | - |
| 1989-90 | 0.95 | 90.87 | 88.17 | 2.70 | 146.84 | - | 23.50 | 108.00 | - | 15.34 | - |
| 1990-91 | 1.10 | 98.37 | 98.37 | - | 167.95 | 26.05 | 125.50 | - | - | 16.40 | - |
| 1991-92 | 1.15 | 99.10 | 96.40 | 2.70 | 179.48 | 26.05 | 135.00 | 18.43 | - | - | - |
| 1992-93 | 1.22 | 150.00 | 147.30 | 2.70 | 197.00 | 27.00 | 150.00 | - | - | 20.00 | - |
| 1993-94 | 1.45 | 180.00 | 177.30 | 2.70 | 205.60 | 30.00 | 155.00 | - | - | 20.60 | 3.20 |
| 1994-95 | 1.52 | 241.00 | 238.30 | 2.70 | 221.00 | 32.50 | 166.00 | - | - | 22.50 | - |
| 1995-96 | 2.40 | 225.00 | 222.30 | 2.70 | 245.97 | 38.00 | 181.47 | - | - | 26.50 | 3.50 |
| 1996-97 | 2.40 | 230.00 | 227.30 | 2.70 | 246.17 | 38.20 | 181.47 | - | - | 26.50 | 3.50 |

Source: Annual Budget Statements of NWFP Government
Estimates of Receipts of NWFP Government

Note:
i
ii
iii
iv
v
vi

NWFP GOVERNMENT REVENUE RECEIPTS

| Years | [Rs. in Million] | | | | | | | | | | |
|---------|-------------------|----------------------|-------------------|-------------|---------------|-------------------|------------|----------------|----------------|-------------|------------|
| | Route Permit Fees | Other Indirect Taxes | Entertainment Tax | Betting Tax | Cess All Type | Cess On Education | Other Cess | Betterment Tax | Fees All Types | Cotton Fees | Other Fees |
| 1972-73 | -0.01 | 9.10 | 2.88 | - | 1.99 | 1.50 | 0.49 | - | - | - | - |
| 1973-74 | - | 11.90 | 4.02 | - | 3.63 | 3.00 | 0.63 | - | - | - | - |
| 1974-75 | - | 9.02 | 3.86 | - | 3.69 | 3.00 | 0.69 | - | - | - | - |
| 1975-76 | - | 14.76 | 6.50 | - | 2.50 | 2.50 | - | - | - | - | - |
| 1976-77 | - | 21.27 | 6.64 | - | 2.49 | 1.85 | 0.64 | - | - | - | - |
| 1977-78 | - | 15.55 | 4.75 | - | 3.79 | 2.67 | 1.12 | - | - | - | - |
| 1978-79 | - | 13.18 | 4.28 | - | 4.02 | 3.50 | 0.52 | - | - | - | - |
| 1979-80 | - | 24.77 | 4.79 | - | 3.61 | 3.61 | - | - | - | - | - |
| 1980-81 | - | 19.15 | 4.67 | - | 3.80 | 3.80 | - | - | - | - | - |
| 1981-82 | - | 25.79 | 5.00 | - | 4.68 | 4.68 | - | - | - | - | - |
| 1982-83 | - | 27.93 | 5.73 | - | 0.10 | 0.10 | - | - | - | - | - |
| 1983-84 | - | 41.53 | 6.40 | - | 0.10 | 0.10 | - | - | - | - | - |
| 1984-85 | - | 39.09 | 6.40 | - | 0.11 | 0.11 | - | - | - | - | - |
| 1985-86 | - | 39.64 | 5.20 | - | 0.11 | 0.11 | - | - | - | - | - |
| 1986-87 | - | 42.92 | 5.50 | - | 0.12 | 0.12 | - | - | - | - | - |
| 1987-88 | - | 49.21 | 5.83 | - | 0.12 | 0.12 | - | - | - | - | - |
| 1988-89 | - | 63.87 | 6.20 | - | 0.12 | 0.12 | - | - | - | - | - |
| 1989-90 | 13.00 | 116.86 | 4.70 | - | 0.53 | 0.12 | 0.41 | - | - | - | - |
| 1990-91 | - | 79.83 | 7.00 | - | 0.38 | 0.12 | 0.26 | - | - | - | - |
| 1991-92 | - | 72.02 | 7.00 | - | 0.20 | 0.20 | - | - | - | - | - |
| 1992-93 | - | 247.89 | 7.00 | - | 0.20 | 0.20 | - | - | - | - | - |
| 1993-94 | 17.40 | 138.27 | 7.00 | - | 0.27 | - | 0.27 | - | - | - | - |
| 1994-95 | - | 159.67 | 7.00 | - | - | - | - | - | - | - | - |
| 1995-96 | 23.00 | 171.50 | 7.00 | - | 0.30 | - | 0.30 | - | - | - | - |
| 1996-97 | 23.00 | 172.00 | 7.00 | - | 0.30 | - | 0.30 | - | - | - | - |

Source: Annual Budget Statements of NWFP Government
Estimates of Receipts of NWFP Government

Note:
i
ii
iii
iv
v
vi

NWFP GOVERNMENT REVENUE RECEIPTS

| Years | Tax On Hotels | Electricity Duty | Other (Paddy) | Surcharges - Natural Gas | Non-Tax Receipts(Incl. Dev. Rev. Receipts) | Income From Property & Enterprise | Profits | Hydro Electricity | Others (Profit) | Interest | [Rs. in Million] |
|---------|------------------|---------------------|------------------|-----------------------------|---|---|---------|----------------------|-----------------|----------|--|
| | | | | | | | | | | | Loans & Advances To Local Bodies |
| 1972-73 | 0.06 | 4.17 | -0.01 | - | 132.20 | 2.67 | - | - | - | 2.67 | 0.55 |
| 1973-74 | 0.09 | 4.17 | -0.01 | - | 128.36 | 2.40 | - | - | - | 2.40 | 0.42 |
| 1974-75 | 0.08 | 4.38 | -3.00 | - | 331.56 | 3.76 | - | - | - | 3.76 | 2.22 |
| 1975-76 | 0.59 | 4.38 | 0.79 | - | 329.94 | 11.80 | - | - | - | 11.80 | 11.22 |
| 1976-77 | 0.22 | 11.06 | 0.86 | - | 525.14 | 2.39 | - | - | - | 1.72 | 0.07 |
| 1977-78 | 0.35 | 11.14 | -4.47 | - | 747.13 | 9.02 | 6.02 | - | 6.02 | 0.62 | 0.07 |
| 1978-79 | 1.55 | 17.08 | -13.75 | - | 979.27 | 1.98 | - | - | - | 1.83 | 4.39 |
| 1979-80 | 1.21 | 24.81 | -9.64 | - | 1004.12 | 3.50 | - | - | - | 3.45 | - |
| 1980-81 | 1.40 | 9.00 | 0.28 | - | 1299.65 | 1.50 | - | - | - | -0.34 | 9.53 |
| 1981-82 | 1.60 | 14.06 | 0.46 | - | 1499.13 | 3.87 | - | - | - | 3.56 | 12.80 |
| 1982-83 | 2.25 | 19.80 | 0.06 | - | 1629.91 | 4.07 | - | - | - | 3.95 | 27.48 |
| 1983-84 | 2.50 | 30.53 | 2.00 | - | 2069.88 | 4.07 | - | - | - | 3.95 | 29.84 |
| 1984-85 | 2.63 | 29.00 | 0.96 | - | 2733.20 | 10.07 | - | - | - | 9.95 | 39.74 |
| 1985-86 | 2.37 | 31.61 | 0.34 | - | 3508.23 | 10.57 | - | - | - | 10.46 | 30.21 |
| 1986-87 | 2.63 | 34.46 | 0.22 | - | 5190.88 | 10.57 | - | - | - | 10.45 | 37.31 |
| 1987-88 | 2.80 | 40.00 | 0.46 | - | 7229.24 | 22.45 | - | - | - | 22.34 | 44.62 |
| 1988-89 | 3.00 | 54.00 | 0.55 | - | 6422.24 | 21.44 | - | - | - | 16.75 | 16.75 |
| 1989-90 | 3.00 | 108.44 | 0.19 | - | 5015.38 | 51.90 | - | - | - | 45.47 | 79.26 |
| 1990-91 | 3.10 | 68.54 | 0.80 | - | 5833.66 | 59.21 | - | - | - | 53.34 | 108.53 |
| 1991-92 | 3.40 | 60.00 | 1.42 | - | 8274.89 | 6055.67 | 5987.50 | 5987.50 | - | 62.25 | 120.56 |
| 1992-93 | 4.50 | 234.52 | 1.67 | - | 8663.42 | 6878.00 | 6800.00 | 6800.00 | - | 71.23 | 174.27 |
| 1993-94 | 4.50 | 125.00 | 1.50 | - | 8510.08 | 6572.70 | 6500.00 | 6500.00 | - | 66.50 | 179.05 |
| 1994-95 | 4.50 | 146.25 | 1.92 | - | 11927.93 | 7851.20 | 7800.00 | 7800.00 | - | 45.75 | 179.05 |
| 1995-96 | 7.50 | 150.00 | 6.70 | - | 12280.95 | 8049.23 | 7970.00 | 7970.00 | - | 68.00 | 227.07 |
| 1996-97 | 7.50 | 150.00 | 7.20 | - | 11705.19 | 8582.43 | 8500.00 | 8500.00 | - | 70.00 | 251.79 |

Source: Annual Budget Statements of NWFP Government
Estimates of Receipts of NWFP Government

Note:

i In 1995-96 the figure for hydro-electricity includes likely availability of arrears of net profit.

ii
iii
iv
v
vi

NWFP GOVERNMENT REVENUE RECEIPTS

| Years | [Rs. in Million] | | | | | | | | | | |
|---------|--|---|-----------------------|--------------------|-----------------------------|----------------------------|----------------------|-----------|------------------------|----------------------------|--------------------|
| | Loans & Advances To Non-Financial Institutions | Loans & Advances To Government Servants | Commercial Department | Arrears Of Revenue | Investment Of Cash Balances | Loans & Advances To Others | Deduction (Interest) | Dividends | Financial Institutions | Non-Financial Institutions | Others (Dividends) |
| 1972-73 | - | - | - | - | 1.24 | 0.88 | -0.00 | - | - | - | - |
| 1973-74 | - | - | - | - | 1.24 | 0.73 | 0.00 | - | - | - | - |
| 1974-75 | - | - | - | - | 1.24 | 0.30 | 0.00 | - | - | - | - |
| 1975-76 | - | 0.02 | - | - | 1.24 | -0.68 | - | - | - | - | - |
| 1976-77 | - | 0.02 | - | - | 1.25 | 0.63 | -0.24 | 0.66 | 0.66 | - | - |
| 1977-78 | 15.59 | 0.02 | - | - | 1.49 | - | -16.54 | 2.38 | 2.38 | - | - |
| 1978-79 | 40.24 | 0.02 | - | - | 1.72 | 1.80 | -46.33 | 0.16 | 0.16 | - | - |
| 1979-80 | 2.92 | 0.00 | - | - | 1.62 | 0.20 | -1.29 | 0.05 | 0.05 | - | - |
| 1980-81 | 21.24 | 0.01 | - | - | 1.62 | 0.16 | -32.92 | 1.84 | 1.84 | - | - |
| 1981-82 | 16.88 | 0.01 | - | - | 1.63 | 0.51 | -28.28 | 0.31 | 0.31 | - | - |
| 1982-83 | - | 0.01 | - | - | 1.74 | - | -25.28 | 0.11 | 0.11 | - | - |
| 1983-84 | - | 0.03 | - | - | 1.74 | - | -27.65 | 0.11 | 0.11 | - | - |
| 1984-85 | - | 0.03 | - | - | 1.79 | - | -31.60 | 0.11 | 0.11 | - | - |
| 1985-86 | 32.60 | 0.03 | - | - | 1.79 | 0.10 | -54.27 | 0.11 | 1.16 | - | -1.04 |
| 1986-87 | 35.31 | 0.30 | - | - | 1.81 | 0.05 | -64.33 | 0.11 | 4.16 | - | -4.04 |
| 1987-88 | 44.30 | 0.31 | - | - | 1.83 | -68.72 | - | 0.11 | 4.33 | - | -4.22 |
| 1988-89 | - | - | - | - | - | - | - | 4.69 | 4.69 | - | - |
| 1989-90 | 65.76 | 0.32 | - | - | 1.81 | 0.03 | -101.71 | 6.44 | - | 13.40 | -6.96 |
| 1990-91 | 74.22 | 0.40 | - | - | 1.52 | 0.06 | -131.39 | 5.87 | 5.87 | - | - |
| 1991-92 | 65.18 | 0.44 | - | - | 1.42 | 0.01 | -125.35 | 5.92 | - | 5.92 | - |
| 1992-93 | 56.62 | 0.84 | - | - | 1.82 | 0.01 | -162.33 | 6.77 | - | 6.77 | - |
| 1993-94 | 129.67 | 1.33 | - | - | 21.52 | 0.01 | -265.09 | 6.20 | 6.20 | - | - |
| 1994-95 | 130.76 | 1.33 | - | - | 15.19 | 0.01 | -280.59 | 5.45 | - | 5.45 | - |
| 1995-96 | 19.34 | 1.44 | - | - | 41.66 | 0.01 | -221.51 | 11.23 | 3.43 | 7.80 | - |
| 1996-97 | 49.16 | 1.54 | - | - | 42.00 | 0.01 | -274.49 | 12.43 | 3.43 | 9.00 | - |

Source: Annual Budget Statements of NWFP Government
Estimates of Receipts of NWFP Government

- Note:
i
ii
iii
iv
v
vi

NWFP GOVERNMENT REVENUE RECEIPTS

| Years | <i>[Rs. in Million]</i> | | | | | | | | | | |
|---------|--|------------------------|-----------------|-----------------------|---------------------|-------------|---------|--------|------|---------------|--------------------|
| | Civil Administration & Other Functions | General Administration | Organs Of State | Fiscal Administration | Economic Regulation | Law & Order | Justice | Police | Jail | Civil Defence | Community Services |
| 1972-73 | 129.53 | 20.24 | 20.06 | 0.18 | - | 5.10 | 3.19 | 1.17 | 0.40 | 0.33 | 2.78 |
| 1973-74 | 125.97 | 19.27 | 19.09 | 0.18 | - | 6.69 | 3.19 | 2.73 | 0.40 | 0.37 | 3.09 |
| 1974-75 | 327.80 | 1.43 | 1.26 | 0.17 | - | 5.78 | 3.59 | 1.76 | 0.40 | 0.02 | 3.20 |
| 1975-76 | 318.14 | 1.40 | 1.12 | 0.28 | - | 7.60 | 5.12 | 1.78 | 0.70 | - | 3.64 |
| 1976-77 | 522.75 | 1.33 | 0.92 | 0.29 | 0.13 | 10.74 | 5.12 | 4.77 | 0.60 | 0.25 | 4.32 |
| 1977-78 | 738.11 | 5.55 | 4.80 | 0.60 | 0.15 | 13.69 | 6.60 | 5.73 | 0.70 | 0.66 | 4.01 |
| 1978-79 | 977.29 | 4.99 | 4.18 | 0.60 | 0.21 | 12.67 | 7.47 | 4.00 | 0.70 | 0.50 | 6.16 |
| 1979-80 | 1000.62 | 5.71 | 4.91 | 0.80 | - | 18.26 | 13.00 | 4.10 | 0.74 | 0.42 | 9.17 |
| 1980-81 | 1298.15 | 8.27 | 2.79 | 5.48 | - | 18.36 | 11.21 | 6.10 | 0.71 | 0.35 | 13.67 |
| 1981-82 | 1495.26 | 7.57 | 2.09 | 5.48 | - | 21.72 | 12.80 | 8.16 | 0.77 | - | 16.97 |
| 1982-83 | 1625.85 | 6.67 | 2.18 | 4.38 | 0.12 | 24.11 | 14.08 | 8.57 | 0.73 | 0.75 | 26.26 |
| 1983-84 | 2065.82 | 8.93 | 2.22 | 6.50 | 0.22 | 46.27 | 19.08 | 25.87 | 0.76 | 0.57 | 36.00 |
| 1984-85 | 2723.13 | 11.24 | 2.18 | 8.83 | 0.22 | 36.82 | 21.03 | 15.00 | 0.79 | - | 41.50 |
| 1985-86 | 3497.66 | 11.58 | 2.30 | 9.28 | - | 32.84 | 22.08 | 9.92 | 0.83 | - | 45.79 |
| 1986-87 | 5180.31 | 12.60 | 2.61 | 9.74 | 0.25 | 40.57 | 23.18 | 16.21 | 0.88 | 0.30 | 50.35 |
| 1987-88 | 7206.79 | 19.25 | 3.24 | 15.69 | 0.32 | 50.07 | 23.18 | 25.67 | 0.95 | 0.26 | 56.37 |
| 1988-89 | 6400.80 | 20.98 | 3.44 | 17.22 | 0.32 | 54.97 | 24.58 | 29.44 | 0.95 | - | 69.73 |
| 1989-90 | 4963.48 | 22.99 | 3.72 | 18.94 | 0.33 | 57.12 | 25.00 | 31.02 | 1.10 | - | 75.80 |
| 1990-91 | 5774.45 | 24.90 | 3.70 | 20.83 | 0.37 | 81.27 | 25.54 | 54.59 | 1.15 | - | 83.71 |
| 1991-92 | 2219.21 | 26.36 | 4.04 | 21.92 | 0.40 | 95.68 | 28.00 | 66.18 | 1.50 | - | 97.39 |
| 1992-93 | 1785.42 | 43.84 | 4.66 | 38.77 | 0.42 | 101.50 | 32.00 | 67.50 | 2.00 | - | 111.29 |
| 1993-94 | 1937.39 | 48.85 | 5.60 | 42.64 | 0.60 | 106.73 | 38.00 | 66.53 | 2.20 | - | 127.19 |
| 1994-95 | 4076.73 | 57.20 | 5.76 | 50.78 | 0.66 | 122.46 | 42.00 | 77.80 | 2.66 | - | 151.68 |
| 1995-96 | 4231.72 | 82.50 | 5.96 | 75.74 | 0.80 | 222.55 | 45.00 | 174.73 | 2.80 | 0.01 | 175.60 |
| 1996-97 | 3122.76 | 83.44 | 6.50 | 75.94 | 1.00 | 230.93 | 45.00 | 182.91 | 3.00 | 0.02 | 235.00 |

Source: Annual Budget Statements of NWFP Government
Estimates of Receipts of NWFP Government

Note:
i
ii
iii
iv
v
vi

NWFP GOVERNMENT REVENUE RECEIPTS

| Years | Civil Works | Building | Communcation | Public Health Services | Other Community Services | Social Services | Education | University | Arts Colleges | Professional Colleges | [Rs. in Million] |
|---------|-------------|----------|--------------|---------------------------|--------------------------------|-----------------|-----------|------------|---------------|--------------------------|----------------------|
| | | | | | | | | | | | Secondary Schools |
| 1972-73 | 2.02 | 0.87 | 1.15 | 0.64 | 0.12 | 10.17 | 5.37 | 1.55 | 1.55 | - | 1.56 |
| 1973-74 | 2.87 | 1.56 | 1.31 | 0.09 | 0.12 | 3.12 | 2.14 | 1.73 | 1.73 | - | 0.06 |
| 1974-75 | 2.92 | 1.42 | 1.50 | 0.15 | 0.13 | 4.00 | 2.81 | 1.37 | 1.37 | - | 0.05 |
| 1975-76 | 3.21 | 1.54 | 1.68 | 0.30 | 0.13 | 4.52 | 2.71 | 1.41 | 1.41 | - | 0.13 |
| 1976-77 | 3.78 | 1.73 | 2.05 | 0.54 | - | 4.65 | 2.64 | 1.41 | 1.41 | - | 0.14 |
| 1977-78 | 3.01 | 1.95 | 1.06 | 1.00 | - | 7.49 | 4.40 | 2.28 | 2.00 | 0.28 | 0.16 |
| 1978-79 | 4.95 | 2.93 | 2.02 | 1.21 | - | 8.63 | 6.02 | 3.53 | 3.53 | - | 0.32 |
| 1979-80 | 6.48 | 2.39 | 4.09 | 2.69 | - | 10.01 | 5.01 | 2.52 | 2.52 | - | 0.28 |
| 1980-81 | 10.50 | 5.15 | 5.35 | 3.17 | - | 10.98 | 4.24 | 2.22 | 2.22 | - | 0.36 |
| 1981-82 | 12.36 | 4.65 | 7.71 | 4.61 | - | 13.17 | 5.11 | 2.43 | 2.43 | - | 0.40 |
| 1982-83 | 21.20 | 7.04 | 14.16 | 5.06 | - | 15.33 | 5.44 | 4.01 | 2.53 | 1.48 | 0.27 |
| 1983-84 | 30.00 | 9.08 | 20.92 | 6.00 | - | 18.08 | 6.00 | 2.79 | 2.79 | - | 0.53 |
| 1984-85 | 32.50 | 9.80 | 22.70 | 9.00 | - | 22.13 | 7.13 | 3.45 | 3.45 | - | 0.60 |
| 1985-86 | 35.00 | 9.62 | 25.38 | 10.79 | - | 21.85 | 6.10 | 2.60 | 2.60 | - | 2.90 |
| 1986-87 | 39.03 | 12.57 | 26.46 | 11.32 | - | 26.79 | 9.50 | 3.30 | 3.30 | - | 5.55 |
| 1987-88 | 43.47 | 14.52 | 28.95 | 12.90 | - | 27.11 | 8.91 | 3.54 | 3.54 | - | 0.64 |
| 1988-89 | 50.00 | 50.00 | - | 19.73 | - | 28.97 | 9.96 | - | - | - | - |
| 1989-90 | 56.30 | 20.60 | 35.70 | 19.50 | - | 35.14 | 15.11 | 5.50 | 5.50 | - | 0.52 |
| 1990-91 | 63.51 | 46.28 | 17.23 | 20.20 | - | 38.96 | 17.00 | 5.63 | 5.63 | - | 9.93 |
| 1991-92 | 76.60 | 34.71 | 41.89 | 20.79 | - | 46.40 | 20.66 | 4.95 | 4.95 | - | 0.82 |
| 1992-93 | 87.06 | 40.51 | 46.55 | 24.23 | - | 51.11 | 22.85 | 5.18 | 5.18 | - | 0.85 |
| 1993-94 | 98.42 | 47.23 | 51.20 | 28.77 | - | 56.39 | 26.03 | 5.36 | 5.36 | - | 1.15 |
| 1994-95 | 120.00 | 52.80 | 67.20 | 31.68 | - | 62.75 | 29.27 | 6.31 | 6.31 | - | 1.20 |
| 1995-96 | 142.00 | 62.48 | 79.52 | 33.60 | - | 107.45 | 60.00 | 11.35 | 11.35 | - | 17.55 |
| 1996-97 | 200.00 | 88.00 | 112.00 | 35.00 | - | 83.99 | 42.00 | 9.70 | 9.70 | - | 14.09 |

Source: Annual Budget Statements of NWFP Government
Estimates of Receipts of NWFP Government

Note:
i
ii
iii
iv
v
vi

NWFP GOVERNMENT REVENUE RECEIPTS

| Years | [Rs. in Million] | | | | | | | | | | |
|---------|------------------|-------------------|-----------------------------------|-----------------------|-------------------|-----------------------|-------------------------|--------|------------------|---------------------|-------------------|
| | Primary Schools | Special Education | Technical & Commercial Institutes | Special Contributions | Education General | Receipts From Museums | Education Other General | Health | Health Education | Health User Charges | Hospital Receipts |
| 1972-73 | 0.01 | - | 0.20 | 1.78 | 0.04 | - | 0.24 | 4.80 | - | 0.75 | 0.72 |
| 1973-74 | - | - | 0.20 | 1.20 | 0.08 | - | -1.13 | 0.98 | - | 0.97 | 0.94 |
| 1974-75 | - | - | 0.21 | 0.81 | 0.10 | - | 0.26 | 1.19 | - | 1.37 | 1.34 |
| 1975-76 | - | 0.00 | 0.22 | 0.51 | 0.12 | - | 0.32 | 1.81 | 0.38 | 1.65 | 1.62 |
| 1976-77 | - | 0.01 | 0.22 | 0.40 | 0.46 | - | - | 2.01 | 0.39 | 1.72 | 1.70 |
| 1977-78 | - | 0.00 | 0.24 | 0.92 | 0.80 | - | 0.00 | 3.09 | 0.39 | 5.34 | 2.32 |
| 1978-79 | - | 0.00 | 0.30 | 0.94 | 0.19 | - | 0.74 | 2.61 | 0.42 | 2.69 | 2.67 |
| 1979-80 | - | 1.41 | - | - | 0.60 | - | - | 5.00 | 0.48 | 5.25 | 5.23 |
| 1980-81 | - | 0.79 | - | - | 0.83 | - | 0.04 | 6.61 | 0.58 | 6.76 | 6.70 |
| 1981-82 | - | 2.05 | - | - | 0.23 | - | - | 7.88 | 0.48 | 8.36 | 8.29 |
| 1982-83 | 0.23 | - | 0.48 | - | 0.22 | - | 0.23 | 9.82 | 0.50 | 6.95 | 5.51 |
| 1983-84 | - | 2.48 | - | - | 0.20 | - | - | 12.00 | 0.60 | 10.10 | 10.02 |
| 1984-85 | - | 2.68 | - | - | 0.20 | - | 0.20 | 15.00 | 0.95 | 14.05 | 13.85 |
| 1985-86 | - | - | 0.60 | - | - | - | - | 15.75 | 0.95 | 5.80 | 5.80 |
| 1986-87 | - | - | 0.65 | - | - | - | - | 16.74 | 1.20 | 14.96 | 14.87 |
| 1987-88 | - | - | 0.56 | 0.09 | 0.65 | - | 3.42 | 18.04 | 1.20 | 15.78 | 15.68 |
| 1988-89 | - | - | - | - | - | - | - | 19.01 | - | - | - |
| 1989-90 | - | 0.79 | 1.00 | - | 6.49 | - | 0.60 | 20.03 | 1.10 | 18.93 | 18.79 |
| 1990-91 | - | 1.15 | - | - | - | - | 0.30 | 21.70 | 1.27 | 20.43 | 20.33 |
| 1991-92 | 0.02 | - | - | 1.64 | 1.65 | - | 11.58 | 25.47 | 1.49 | 5.97 | 5.86 |
| 1992-93 | 2.22 | 0.02 | - | - | 2.03 | 6.33 | 6.23 | 27.96 | 1.79 | 6.66 | 6.54 |
| 1993-94 | 2.25 | -0.03 | - | - | 1.97 | 0.10 | 15.24 | 30.00 | 1.92 | 7.51 | 7.39 |
| 1994-95 | 2.60 | -0.03 | - | - | 2.04 | 0.11 | 17.04 | 32.72 | 2.07 | 7.61 | 7.48 |
| 1995-96 | 27.14 | - | 2.90 | - | - | 0.16 | 0.90 | 40.00 | 3.13 | 36.88 | 36.88 |
| 1996-97 | 7.30 | - | 2.20 | - | - | 0.12 | 8.59 | 40.00 | 3.13 | 36.88 | 36.88 |

Source: Annual Budget Statements of NWFP Government
Estimates of Receipts of NWFP Government

Note:
i
ii
iii
iv
v
vi

NWFP GOVERNMENT REVENUE RECEIPTS

| Years | [Rs. in Million] | | | | | | | | | | |
|---------|------------------|--------------------------------|----------------------|--------|---------|---------------------|-----------------------------|----------------------------------|-------------------|--------------------|-------------|
| | Mental Hospital | Sale Of Medicines And Vaccines | Health Contributions | Others | Refunds | Manpower Management | Housing & Physical Planning | Social Security & Social Welfare | Economic Services | Agriculture & Food | Agriculture |
| 1972-73 | 0.03 | - | 4.08 | 0.13 | -0.23 | - | - | - | 28.76 | 26.86 | 6.32 |
| 1973-74 | 0.03 | - | 4.08 | 0.13 | -4.27 | - | - | - | 33.50 | 28.72 | 6.88 |
| 1974-75 | 0.03 | - | 0.05 | 0.14 | -0.42 | - | - | - | 55.55 | 50.32 | 6.08 |
| 1975-76 | 0.03 | - | 0.00 | 0.16 | -0.42 | - | - | - | 57.70 | 38.22 | 6.03 |
| 1976-77 | 0.02 | - | 0.11 | 0.19 | -0.42 | - | - | - | 62.42 | 42.49 | 6.74 |
| 1977-78 | 0.02 | 3.00 | - | 0.15 | -2.84 | - | - | - | 79.61 | 53.98 | 7.74 |
| 1978-79 | 0.02 | - | 0.00 | 0.16 | -0.72 | - | - | - | 159.74 | 129.72 | 25.10 |
| 1979-80 | 0.02 | - | 0.41 | 0.17 | -0.97 | - | - | - | 148.90 | 123.51 | 23.03 |
| 1980-81 | 0.06 | 0.00 | 0.00 | 0.20 | -1.05 | 0.13 | - | - | 184.83 | 155.80 | 29.41 |
| 1981-82 | 0.07 | - | 0.00 | 0.28 | -1.35 | 0.18 | - | - | 192.18 | 159.53 | 34.49 |
| 1982-83 | 0.08 | 1.36 | 0.00 | 2.19 | - | 0.08 | - | - | 203.11 | 165.95 | 36.35 |
| 1983-84 | 0.08 | - | 0.91 | 0.33 | - | 0.08 | - | - | 211.46 | 169.63 | 40.50 |
| 1984-85 | 0.20 | - | - | - | - | - | - | - | 216.95 | 164.54 | 37.34 |
| 1985-86 | - | - | - | 9.00 | - | - | - | - | 231.43 | 171.14 | 36.00 |
| 1986-87 | 0.09 | - | 0.01 | 0.49 | - | 0.55 | - | - | 239.02 | 178.32 | 36.00 |
| 1987-88 | 0.10 | - | 0.01 | 0.89 | - | 0.16 | - | - | 300.55 | 233.48 | 40.10 |
| 1988-89 | - | - | - | - | - | - | - | - | 273.62 | 198.87 | 43.20 |
| 1989-90 | 0.14 | - | - | - | - | - | - | - | 367.19 | 278.59 | 40.54 |
| 1990-91 | 0.11 | - | - | - | - | 0.26 | - | - | 348.61 | 249.67 | 41.07 |
| 1991-92 | 0.11 | - | 17.90 | - | - | 0.28 | - | - | 380.72 | 271.79 | 42.84 |
| 1992-93 | 0.12 | - | 19.39 | - | - | 0.30 | - | - | 430.45 | 308.75 | 56.05 |
| 1993-94 | 0.12 | - | 20.44 | - | - | 0.36 | - | - | 473.76 | 340.74 | 70.06 |
| 1994-95 | 0.13 | - | 23.05 | - | - | 0.76 | - | - | 697.00 | 545.29 | 82.79 |
| 1995-96 | - | - | - | - | - | 2.46 | - | 5.00 | 776.13 | 554.23 | 86.65 |
| 1996-97 | - | - | - | - | - | 1.49 | - | 0.50 | 842.03 | 608.08 | 86.70 |

Source: Annual Budget Statements of NWFP Government
Estimates of Receipts of NWFP Government

Note:

- i
- ii
- iii
- iv
- v
- vi

NWFP GOVERNMENT REVENUE RECEIPTS

| Years | Fisheries | Animal Husbandry | Forest | Co-Operation | Irrigation & Embankments And Drainage Works | Water Rates | Sale Of Water | Irrigation Works | Others | Refunds | Industrial And Mineral Resources | [Rs. in Million] |
|---------|-----------|------------------|--------|--------------|---|-------------|---------------|------------------|--------|---------|----------------------------------|------------------------------------|
| | | | | | | | | | | | | Provincial Excise Duty On Minerals |
| 1972-73 | 0.05 | 0.49 | 20.00 | 0.00 | 0.11 | 0.11 | - | - | - | - | 1.50 | - |
| 1973-74 | 0.07 | 0.53 | 21.24 | 0.00 | 1.28 | 1.28 | - | - | - | - | 3.22 | - |
| 1974-75 | 0.11 | 1.20 | 42.93 | 0.01 | 1.10 | 1.10 | - | - | - | - | 3.79 | - |
| 1975-76 | 0.21 | 0.57 | 31.40 | 0.01 | 13.27 | 13.27 | - | - | - | - | 3.28 | - |
| 1976-77 | 0.23 | 0.52 | 35.00 | 0.00 | 12.23 | 12.23 | - | - | - | - | 4.62 | - |
| 1977-78 | 0.54 | 0.70 | 45.00 | 0.01 | 16.76 | 16.76 | - | - | - | - | 5.86 | - |
| 1978-79 | 0.54 | 0.97 | 103.10 | 0.01 | 18.15 | 17.70 | - | 0.45 | - | - | 5.18 | - |
| 1979-80 | 0.42 | 1.55 | 98.50 | 0.02 | 17.66 | 15.77 | - | 1.89 | - | - | 6.97 | - |
| 1980-81 | 0.50 | 1.25 | 124.63 | 0.02 | 22.05 | 20.24 | - | 1.81 | - | - | 6.98 | - |
| 1981-82 | 0.52 | 1.87 | 122.63 | 0.02 | 23.02 | 21.11 | - | 1.90 | - | - | 9.64 | - |
| 1982-83 | 0.60 | 2.06 | 126.93 | 0.01 | 27.05 | 24.07 | - | 2.98 | - | - | 10.12 | - |
| 1983-84 | 0.58 | 2.06 | 126.47 | 0.01 | 30.88 | 27.89 | - | 2.99 | - | - | 10.96 | - |
| 1984-85 | 0.62 | 5.78 | 120.80 | 0.02 | 35.42 | 31.60 | - | 3.82 | - | - | 16.98 | - |
| 1985-86 | 0.75 | 4.38 | 130.00 | 0.02 | 43.30 | 43.30 | - | - | - | - | 16.99 | - |
| 1986-87 | 1.20 | 4.59 | 136.50 | 0.03 | 42.71 | 42.71 | - | - | - | - | 17.99 | - |
| 1987-88 | 1.20 | 5.47 | 186.72 | - | 43.99 | 43.99 | - | - | - | - | 23.08 | - |
| 1988-89 | 1.35 | 5.93 | 148.40 | - | 49.55 | 49.55 | - | - | - | - | 25.20 | - |
| 1989-90 | 1.62 | 6.42 | 230.00 | - | 62.50 | 43.23 | - | 7.96 | 11.30 | - | 26.10 | - |
| 1990-91 | 2.09 | 6.46 | 200.00 | 0.05 | 69.04 | 55.22 | - | 13.82 | - | - | 29.90 | - |
| 1991-92 | 2.05 | 6.84 | 220.00 | 0.06 | 76.99 | 61.00 | - | 15.99 | - | - | 31.94 | - |
| 1992-93 | 2.33 | 7.71 | 242.60 | 0.07 | 83.25 | 61.87 | - | 21.38 | - | - | 38.45 | - |
| 1993-94 | 2.61 | 8.00 | 260.00 | 0.07 | 90.72 | 56.46 | - | 34.26 | - | - | 42.30 | - |
| 1994-95 | 5.85 | 8.61 | 447.97 | 0.07 | 111.05 | 86.18 | - | 24.87 | - | - | 40.66 | - |
| 1995-96 | 5.50 | 15.00 | 447.00 | 0.08 | 136.00 | 62.34 | 39.00 | 34.67 | - | - | 85.90 | 40.00 |
| 1996-97 | 6.30 | 15.00 | 500.00 | 0.08 | 136.00 | 71.96 | 33.02 | 31.03 | - | - | 97.95 | 44.00 |

Source: Annual Budget Statements of NWFP Government
Estimates of Receipts of NWFP Government

Note:
i
ii
iii
iv
v
vi

NWFP GOVERNMENT REVENUE RECEIPTS

[Rs. in Million]

| Years | Printing & Stationary | Industries | Sale Of Opium | Miscellaneous | Grants | Foreign Grant | Foreign Grant Development | Foreign Grant Non-Development | Other Grants From Fed. Government | Federal Govt. Development Grants | Federal Govt. Non-Development Grants |
|---------|-----------------------|------------|---------------|---------------|---------|---------------|---------------------------|-------------------------------|-----------------------------------|----------------------------------|--------------------------------------|
| 1972-73 | 1.46 | 0.04 | 0.29 | 62.49 | 45.77 | 6.45 | 6.45 | - | 39.32 | 20.62 | 18.70 |
| 1973-74 | 3.18 | 0.04 | 0.29 | 60.30 | 46.82 | 9.38 | 9.38 | - | 37.45 | 12.66 | 24.78 |
| 1974-75 | 3.66 | 0.13 | 0.34 | 257.85 | 228.73 | 11.14 | 11.14 | - | 217.59 | 31.86 | 185.73 |
| 1975-76 | 3.25 | 0.04 | 2.93 | 243.28 | 216.77 | 9.10 | 9.10 | - | 207.67 | 24.79 | 182.88 |
| 1976-77 | 4.58 | 0.04 | 3.09 | 439.29 | 432.09 | 16.78 | 16.78 | - | 415.31 | 12.02 | 403.29 |
| 1977-78 | 5.80 | 0.06 | 3.01 | 627.77 | 627.76 | 18.66 | 18.66 | - | 609.10 | 148.90 | 460.20 |
| 1978-79 | 5.11 | 0.07 | 6.69 | 785.10 | 774.28 | 13.65 | 13.65 | - | 760.64 | 183.79 | 576.85 |
| 1979-80 | 6.90 | 0.07 | 0.75 | 808.58 | 794.17 | 18.68 | 18.68 | - | 775.49 | 195.72 | 579.78 |
| 1980-81 | 6.91 | 0.07 | - | 1062.05 | 1038.95 | 34.42 | 34.42 | - | 1004.54 | 450.23 | 554.31 |
| 1981-82 | 9.57 | 0.07 | - | 1243.64 | 1216.56 | 15.21 | 15.21 | - | 1201.35 | 289.33 | 912.02 |
| 1982-83 | 10.04 | 0.07 | - | 1350.36 | 1321.92 | 12.50 | 12.50 | - | 1309.42 | 88.16 | 1221.27 |
| 1983-84 | 10.88 | 0.08 | - | 1745.08 | 1695.37 | 12.50 | 12.50 | - | 1682.87 | 15.84 | 1667.03 |
| 1984-85 | 16.90 | 0.08 | - | 2394.49 | 2337.31 | 12.50 | 12.50 | - | 2324.81 | - | 2324.81 |
| 1985-86 | 16.90 | 0.09 | - | 3154.19 | 3094.15 | 12.50 | 12.50 | - | 3081.65 | - | 3081.65 |
| 1986-87 | 17.74 | 0.24 | - | 4810.99 | 4755.96 | 11.50 | 11.50 | - | 4744.46 | 320.93 | 4423.53 |
| 1987-88 | 22.84 | 0.24 | - | 6753.44 | 6609.82 | 11.50 | 11.50 | - | 6598.32 | 1620.41 | 4977.92 |
| 1988-89 | 24.94 | 0.26 | - | 5952.53 | 5865.77 | 35.63 | 35.63 | - | 5830.14 | 1359.02 | 4471.13 |
| 1989-90 | 25.84 | 0.26 | - | 4405.25 | 4300.93 | 52.79 | 52.79 | - | 4248.14 | 534.13 | 3714.01 |
| 1990-91 | 29.54 | 0.36 | - | 5197.00 | 4518.46 | 11.50 | 11.50 | - | 4506.96 | 345.26 | 4161.70 |
| 1991-92 | 31.54 | 0.40 | - | 1572.67 | 1423.11 | 304.24 | 304.24 | - | 1118.87 | 716.38 | 402.49 |
| 1992-93 | 38.04 | 0.41 | - | 1047.23 | 904.61 | 50.35 | 50.35 | - | 854.26 | 649.01 | 205.25 |
| 1993-94 | 41.80 | 0.50 | - | 1124.48 | 969.26 | 509.50 | 509.50 | - | 459.76 | 250.31 | 209.45 |
| 1994-95 | 40.00 | 0.66 | - | 2985.65 | 2855.28 | 1837.56 | 1837.56 | - | 1017.72 | 1007.67 | 10.05 |
| 1995-96 | 45.00 | 0.90 | - | 2867.49 | 2823.53 | 1642.15 | 1642.15 | - | 1181.37 | 1176.62 | 4.75 |
| 1996-97 | 50.00 | 3.95 | - | 1647.37 | 1608.20 | 777.25 | 777.25 | - | 830.95 | 826.20 | 4.75 |

Source: Annual Budget Statements of NWFP Government
Estimates of Receipts of NWFP Government

Note: For the years 1986-87 and 1987-88 development revenue receipts reported in ABS does not includes other grants of Rs. 320.925 million & Rs. 1620.405 million, respectively. Figures reported here includes this amount.

i
ii
iii
iv
v
vi

NWFP GOVERNMENT CAPITAL RECEIPTS

| Years | Extra-Ordinary Receipts | Other Receipts [Not Elsewhere Stated] | Miscellaneous Adj. Between Fed. & Prov. | Capital Receipts | General Capital Receipts | Recoveries Of Investment | Recoveries Of Loans & Advances | Recoveries From Local Bodies | Recoveries From Financial Inst. | Recoveries From Non-Financial Inst. | [Rs. in Million] |
|---------|-------------------------|---------------------------------------|---|------------------|--------------------------|--------------------------|--------------------------------|------------------------------|---------------------------------|-------------------------------------|--------------------------------|
| | | | | | | | | | | | Recoveries From Govt. Servants |
| 1972-73 | - | 16.71 | 0.01 | 360.44 | 146.22 | - | 2.61 | 2.17 | - | - | 0.44 |
| 1973-74 | - | 13.47 | 0.01 | 480.51 | 298.93 | - | 2.12 | 1.66 | - | - | 0.46 |
| 1974-75 | - | 29.11 | 0.01 | 617.96 | 160.99 | - | 2.16 | 1.67 | - | - | 0.49 |
| 1975-76 | - | 26.50 | 0.01 | 809.18 | 241.76 | - | 1.70 | 4.53 | - | - | 0.49 |
| 1976-77 | - | 7.19 | 0.01 | 1366.41 | 163.47 | - | 3.00 | 0.12 | - | 1.67 | 0.49 |
| 1977-78 | - | - | 0.01 | 1224.67 | 290.15 | - | 4.29 | 0.12 | - | - | 0.50 |
| 1978-79 | - | 10.81 | 0.01 | 1060.75 | 252.53 | - | 2.53 | 22.68 | - | - | 0.50 |
| 1979-80 | - | 14.41 | - | 746.19 | 302.59 | - | 4.50 | 2.60 | - | - | 1.90 |
| 1980-81 | - | 23.09 | - | 526.88 | 173.17 | - | 4.97 | 3.07 | - | - | 1.90 |
| 1981-82 | - | 27.08 | - | 896.83 | 234.72 | - | 6.44 | 3.04 | - | - | 3.40 |
| 1982-83 | - | 28.44 | - | 1167.21 | 136.21 | - | 6.44 | 3.04 | - | - | 3.40 |
| 1983-84 | - | 49.71 | - | 1281.58 | 412.44 | - | 6.44 | 2.70 | - | - | 3.74 |
| 1984-85 | - | 57.18 | - | 1257.31 | 24.58 | - | 9.18 | 1.18 | - | - | 8.00 |
| 1985-86 | - | 60.04 | - | 1425.74 | 10.21 | - | 10.21 | 36.19 | - | 25.58 | 9.00 |
| 1986-87 | - | 55.04 | - | 1976.10 | 23.25 | - | 13.00 | 41.80 | - | 33.35 | 10.00 |
| 1987-88 | - | 143.62 | - | 1039.57 | 63.67 | - | 37.81 | 48.67 | - | 76.46 | 13.15 |
| 1988-89 | - | 86.76 | - | 1186.97 | 209.21 | - | 43.01 | 59.94 | - | 92.75 | 24.53 |
| 1989-90 | - | 104.32 | - | 2294.17 | 148.91 | - | 35.10 | 72.39 | - | 75.82 | 30.24 |
| 1990-91 | - | 123.19 | 555.35 | 3966.77 | 1472.10 | 5.03 | 77.28 | 46.28 | - | 91.44 | 34.00 |
| 1991-92 | - | 149.56 | - | 3437.30 | 477.42 | 3.35 | 474.06 | 104.35 | - | 450.37 | 39.91 |
| 1992-93 | - | 142.62 | - | 2889.35 | 98.09 | - | 98.09 | 148.60 | - | 49.23 | 43.54 |
| 1993-94 | - | 155.21 | - | 4725.58 | 1605.00 | - | 105.00 | 165.85 | - | 56.96 | 47.45 |
| 1994-95 | - | 130.37 | - | 2695.37 | 125.00 | 3.55 | 121.45 | 165.85 | 7.50 | 97.48 | 47.45 |
| 1995-96 | - | 43.97 | - | 2776.99 | 130.00 | - | 130.00 | 213.11 | - | 84.83 | 65.00 |
| 1996-97 | - | 39.17 | - | 2753.61 | 130.00 | - | 130.00 | 254.11 | 37.50 | 26.53 | 65.00 |

Source: Annual Budget Statements of NWFP Government
Estimates of Receipts of NWFP Government

Note:

- i Totalling error in General Capital Receipts in 1975-76
- ii
- iii
- iv
- v
- vi

NWFP GOVERNMENT CAPITAL RECEIPTS

| Years | Recoveries | | Public Debt | Domestic Debt (Permanent) | Domestic Debt (Permanent) - Direct | Domestic Debt Received From Federal Government | Debt Raised Abroad | Floating Debt | Grants | Extraordinary Receipts | [Rs. in Million] |
|---------|------------------------|----------------|-------------|------------------------------|--|---|-----------------------|---------------|--------|---------------------------|------------------------------------|
| | From Private Sector | From Others | | | | | | | | | Development Capital Receipts |
| 1972-73 | - | - | 143.61 | 23.71 | 23.71 | - | - | 119.90 | - | - | 214.22 |
| 1973-74 | - | - | 296.80 | 96.80 | 96.15 | 0.65 | - | 200.00 | - | - | 181.58 |
| 1974-75 | - | - | 158.83 | 8.83 | 0.06 | 8.76 | - | 150.00 | - | - | 456.97 |
| 1975-76 | - | 0.00 | 240.06 | 0.06 | 0.06 | - | - | 240.00 | - | - | 567.42 |
| 1976-77 | 2.00 | -0.00 | 160.47 | 10.47 | 10.47 | - | - | 150.00 | - | - | 1202.95 |
| 1977-78 | 1.48 | 24.68 | 285.86 | 25.86 | 25.86 | - | - | 260.00 | - | - | 934.52 |
| 1978-79 | - | 0.00 | 250.00 | 120.00 | 120.00 | - | - | 130.00 | - | - | 808.23 |
| 1979-80 | - | - | 298.09 | 67.89 | 67.89 | - | - | 230.20 | - | - | 443.60 |
| 1980-81 | - | - | 168.20 | - | - | - | - | 168.20 | - | - | 353.71 |
| 1981-82 | - | - | 228.27 | 48.27 | 48.27 | - | - | 180.00 | - | - | 662.11 |
| 1982-83 | - | - | 129.77 | 68.17 | 68.17 | - | - | 61.60 | - | - | 1031.00 |
| 1983-84 | - | - | 406.00 | 390.60 | - | 390.60 | - | 15.40 | - | - | 869.14 |
| 1984-85 | - | - | 15.40 | - | - | - | - | 15.40 | - | - | 1232.72 |
| 1985-86 | 0.36 | - | - | - | - | - | - | - | - | - | 1415.53 |
| 1986-87 | 0.32 | - | 10.25 | 10.25 | 10.25 | - | - | - | - | - | 1952.85 |
| 1987-88 | 0.31 | - | 25.86 | 25.86 | 25.86 | - | - | - | - | - | 975.90 |
| 1988-89 | 0.12 | - | 166.20 | 120.00 | 120.00 | - | - | 46.20 | - | - | 977.76 |
| 1989-90 | 0.10 | - | 113.82 | 67.62 | 67.62 | - | - | 46.20 | - | - | 2145.26 |
| 1990-91 | 0.10 | - | 30.80 | - | - | - | - | 30.80 | - | 1358.99 | 2494.67 |
| 1991-92 | 0.05 | - | - | - | - | - | - | - | - | - | 2959.88 |
| 1992-93 | 0.04 | - | - | - | - | - | - | - | - | - | 2791.26 |
| 1993-94 | 0.04 | - | 1500.00 | - | - | - | - | 1500.00 | - | - | 3120.58 |
| 1994-95 | 0.04 | - | - | - | - | - | - | - | - | - | 2570.37 |
| 1995-96 | 0.04 | - | - | - | - | - | - | - | - | - | 2646.99 |
| 1996-97 | 0.04 | - | - | - | - | - | - | - | - | - | 2623.61 |

Source: Annual Budget Statements of NWFP Government
Estimates of Receipts of NWFP Government

Note:

- i For the years 1986-87 and 1987-88 development capital receipts reported in ABS does not includes foreign debt of Rs. 14.002 million & Rs. 6.00 million, respectively. Figures reported here includes this amount.
- ii For the year 1989-90 grants of Rs. 534.126 million is not included in general capital receipts. Figure given here includes this amount.
- iii
- iv
- v
- vi

NWFP GOVERNMENT CAPITAL RECEIPTS

[Rs. in Million]

| Years | Domestic Debt (Permanent) | Domestic Debt (Permanent) - Direct | Domestic Debt Received From Federal Government | Foreign Debt (Permanent) | Foreign Debt (Permanent) - Direct | Foreign Debt Received From Federal Government | Public Account (Net) |
|---------|------------------------------|--|---|-----------------------------|---|--|-------------------------|
| 1972-73 | 214.22 | - | 214.22 | - | - | - | 29.15 |
| 1973-74 | 181.58 | - | 181.58 | - | - | - | 29.27 |
| 1974-75 | 456.97 | - | 456.97 | - | - | - | -71.17 |
| 1975-76 | 567.42 | - | 567.42 | - | - | - | 84.08 |
| 1976-77 | 596.52 | - | 596.52 | 606.42 | - | 606.42 | -385.83 |
| 1977-78 | 431.55 | - | 431.55 | 502.97 | - | 502.97 | -203.97 |
| 1978-79 | 400.64 | - | 400.64 | 407.58 | - | 407.58 | 23.15 |
| 1979-80 | 434.06 | - | 434.06 | 9.54 | - | 9.54 | -126.73 |
| 1980-81 | 347.44 | - | 347.44 | 6.27 | - | 6.27 | -114.38 |
| 1981-82 | 652.70 | - | 652.70 | 9.42 | - | 9.42 | -50.08 |
| 1982-83 | 1024.45 | - | 1024.45 | 6.55 | - | 6.55 | 1045.26 |
| 1983-84 | 857.71 | - | 857.71 | 11.43 | - | 11.43 | 281.59 |
| 1984-85 | 1226.60 | - | 1226.60 | 6.12 | - | 6.12 | 132.10 |
| 1985-86 | 1408.68 | - | 1408.68 | 6.85 | - | 6.85 | 46.33 |
| 1986-87 | 1938.85 | - | 1938.85 | 14.00 | - | 14.00 | -1592.27 |
| 1987-88 | 969.90 | - | 969.90 | 6.00 | - | 6.00 | -604.33 |
| 1988-89 | 950.39 | - | 950.39 | 27.38 | - | 27.38 | -4207.59 |
| 1989-90 | 2131.95 | - | 2131.95 | 13.31 | - | 13.31 | 257.86 |
| 1990-91 | 2477.87 | - | 2477.87 | 16.80 | - | 16.80 | 1529.08 |
| 1991-92 | 2422.90 | - | 2422.90 | 536.98 | - | 536.98 | 333.00 |
| 1992-93 | 2347.08 | - | 2347.08 | 444.18 | - | 444.18 | 916.74 |
| 1993-94 | 2666.08 | - | 2666.08 | 454.50 | - | 454.50 | 284.55 |
| 1994-95 | 1273.69 | - | 1273.69 | 1296.68 | - | 1296.68 | 2564.39 |
| 1995-96 | 328.24 | - | 328.24 | 2318.75 | - | 2318.75 | 912.89 |
| 1996-97 | 423.84 | - | 423.84 | 2199.77 | - | 2199.77 | 931.75 |

Source: Annual Budget Statements of NWFP Government
Estimates of Receipts of NWFP Government

Note:
i
ii
iii
iv
v
vi

NWFP GOVERNMENT REVENUE EXPENDITURE

| Years | Provincial Expenditure | Revenue Expenditure | General Adminis- tration | Organ Of State | Fiscal Adminis- tration | Finance Department | Board Of Revenue - Excise & Taxation Dept. | Board Of Revenue | Tax Management - Excise & Taxation Dept. | Pension | [Rs. in Million] |
|---------|---------------------------|------------------------|--------------------------------|-------------------|-------------------------------|-----------------------|---|---------------------|---|---------|---|
| | | | | | | | | | | | Others Group Insurance & Benevolent Fund |
| 1972-73 | 893.32 | 296.27 | 68.34 | 14.49 | 52.23 | 31.00 | 11.98 | 2.96 | 9.01 | 9.25 | - |
| 1973-74 | 875.19 | 356.30 | 83.00 | 64.91 | 15.89 | - | 5.58 | - | 5.58 | 10.32 | - |
| 1974-75 | 1254.20 | 551.81 | 93.32 | 65.63 | 24.91 | - | 8.37 | - | 8.37 | 16.54 | - |
| 1975-76 | 1572.25 | 705.41 | 70.73 | 28.92 | 37.72 | 5.08 | 10.47 | - | 10.47 | 16.56 | 5.61 |
| 1976-77 | 1871.19 | 955.88 | 97.91 | 19.26 | 74.04 | 50.09 | - | - | - | 16.95 | 7.01 |
| 1977-78 | 2100.51 | 1136.93 | 116.57 | 20.38 | 91.40 | 39.90 | - | - | - | 26.49 | 25.01 |
| 1978-79 | 2301.57 | 1401.70 | 145.46 | 77.13 | 62.37 | - | 12.88 | - | 12.88 | 25.09 | 24.41 |
| 1979-80 | 2684.32 | 1674.81 | 131.05 | 68.72 | 58.62 | 2.77 | 10.63 | 4.54 | 6.10 | 44.32 | 0.90 |
| 1980-81 | 3070.39 | 2031.83 | 177.34 | 70.41 | 102.68 | 3.30 | 10.10 | 3.60 | 6.51 | 87.57 | 1.71 |
| 1981-82 | 3695.54 | 2538.87 | 203.43 | 81.07 | 116.86 | 3.75 | 11.47 | 4.73 | 6.74 | 100.00 | 1.65 |
| 1982-83 | 4245.56 | 2989.71 | 231.69 | 90.54 | 134.95 | 3.96 | 13.14 | 4.55 | 8.59 | 115.00 | 2.85 |
| 1983-84 | 5080.72 | 3705.20 | 301.13 | 115.86 | 177.05 | 5.57 | 24.18 | 13.88 | 10.30 | 141.68 | 5.62 |
| 1984-85 | 6092.48 | 4512.09 | 320.58 | 125.60 | 183.10 | 7.47 | 20.66 | 7.91 | 12.75 | 151.75 | 3.24 |
| 1985-86 | 7585.57 | 5452.21 | 360.24 | 120.50 | 225.09 | - | 225.09 | - | 225.09 | - | - |
| 1986-87 | 9084.94 | 6810.80 | 448.15 | 164.59 | 273.69 | - | 273.69 | - | 273.69 | - | - |
| 1987-88 | 11118.19 | 7997.14 | 630.18 | 178.65 | 437.47 | - | 437.47 | - | 437.47 | - | - |
| 1988-89 | 11320.88 | 8607.45 | 765.02 | 191.11 | 557.19 | - | 557.19 | - | 557.19 | - | - |
| 1989-90 | 13064.86 | 9390.11 | 822.11 | 230.08 | 574.67 | - | 574.67 | - | 574.67 | - | - |
| 1990-91 | 14189.24 | 10323.95 | 996.74 | 344.75 | 630.73 | 17.92 | 31.86 | 10.21 | 21.65 | 576.71 | 4.23 |
| 1991-92 | 19526.93 | 12737.34 | 1094.36 | 360.73 | 700.08 | 19.21 | 51.44 | 13.60 | 37.85 | 622.85 | 6.57 |
| 1992-93 | 20753.88 | 14578.98 | 1301.81 | 432.93 | 834.57 | 21.88 | 55.53 | 26.72 | 28.82 | 750.00 | 7.16 |
| 1993-94 | 23948.86 | 16635.90 | 1457.14 | 474.23 | 950.82 | 21.86 | 60.48 | 20.29 | 40.19 | 861.32 | 7.16 |
| 1994-95 | 27843.20 | 19404.57 | 1678.59 | 572.43 | 1060.85 | 24.60 | 64.41 | 18.16 | 46.25 | 964.67 | 7.16 |
| 1995-96 | 32667.24 | 23564.00 | 2418.30 | 646.93 | 1719.27 | 32.42 | 79.69 | 21.52 | 58.17 | 1600.00 | 7.16 |
| 1996-97 | 36317.51 | 26862.00 | 2713.60 | 715.10 | 1950.75 | 26.97 | 76.61 | 17.99 | 58.62 | 1840.00 | 7.16 |

Source: Annual Budget Statements of NWFP Government
Estimates of Charged Expenditure and Demands for Grants

Note:
i
ii
iii
iv
v

NWFP GOVERNMENT REVENUE EXPENDITURE

| Years | [Rs. in Million] | | | | | | | | | | |
|---------|---------------------|------------|-------------------------|----------------------|-------------|-------------------|-----------------------------|--------------------------|---------------|------------------------------------|-------|
| | Economic Regulation | Statistics | Publicity & Information | Others Training Etc. | Law & Order | Justice Law Court | Police & Civil Armed Forces | Jails & Detention Places | Civil Defence | Training & Research In Law & Order | Other |
| 1972-73 | 1.62 | - | - | - | 36.25 | 2.40 | 20.60 | 4.06 | 9.19 | - | - |
| 1973-74 | 2.20 | - | - | - | 49.19 | 2.51 | 32.07 | 4.81 | 9.81 | - | - |
| 1974-75 | 2.78 | - | - | - | 79.50 | 4.61 | 65.81 | 5.82 | 3.26 | - | - |
| 1975-76 | 4.09 | - | - | - | 123.58 | 4.68 | 107.53 | 7.81 | 3.56 | - | - |
| 1976-77 | 4.61 | - | - | - | 128.77 | 6.10 | 107.53 | 9.89 | 5.25 | - | - |
| 1977-78 | 4.79 | - | - | - | 141.75 | 8.53 | 121.76 | 10.52 | 0.95 | - | - |
| 1978-79 | 5.96 | - | - | - | 157.43 | 8.55 | 136.73 | 11.32 | 0.84 | - | - |
| 1979-80 | 1.75 | 0.14 | 1.83 | - | 176.05 | 11.02 | 149.60 | 12.80 | 0.74 | 1.90 | - |
| 1980-81 | 1.82 | 0.25 | 2.18 | - | 197.12 | 12.12 | 168.14 | 14.13 | 0.97 | 1.75 | - |
| 1981-82 | 2.37 | 0.47 | 2.66 | - | 220.98 | 15.08 | 185.26 | 17.40 | 1.26 | 1.98 | - |
| 1982-83 | 2.73 | 0.57 | 2.90 | - | 251.70 | 16.71 | 211.92 | 19.02 | 1.47 | 2.59 | - |
| 1983-84 | 3.35 | 0.66 | 4.23 | - | 334.00 | 20.44 | 286.95 | 22.01 | 1.66 | 2.95 | - |
| 1984-85 | 4.77 | 0.76 | 6.34 | - | 387.28 | 23.10 | 325.66 | 32.63 | 1.86 | 4.04 | - |
| 1985-86 | 6.09 | 2.69 | 5.88 | - | 462.07 | 28.60 | 397.27 | 30.91 | 2.31 | 2.97 | - |
| 1986-87 | 5.96 | 0.87 | 3.04 | - | 527.76 | 33.93 | 453.62 | 34.27 | 2.44 | 3.51 | - |
| 1987-88 | 7.07 | 0.90 | 6.09 | - | 598.39 | 36.29 | 518.37 | 35.80 | 3.38 | 4.56 | - |
| 1988-89 | 8.70 | 0.92 | 7.10 | - | 635.13 | 41.43 | 545.23 | 39.67 | 2.61 | 6.18 | - |
| 1989-90 | 8.78 | 0.81 | 7.77 | - | 640.61 | 43.50 | 541.97 | 45.91 | 4.08 | 5.15 | - |
| 1990-91 | 10.24 | 1.09 | 9.93 | - | 818.06 | 47.15 | 713.96 | 47.36 | 3.38 | 6.21 | - |
| 1991-92 | 13.40 | 1.55 | 18.60 | - | 1219.59 | 56.93 | 1083.73 | 65.23 | - | 4.50 | 9.19 |
| 1992-93 | 14.59 | 1.61 | 18.10 | - | 1247.38 | 72.05 | 1082.11 | 76.01 | 5.15 | 12.07 | - |
| 1993-94 | 15.97 | 1.60 | 14.52 | - | 1314.40 | 77.56 | 1127.18 | 89.63 | 5.50 | 14.54 | - |
| 1994-95 | 21.63 | 4.08 | 19.60 | - | 1636.98 | 91.98 | 1433.95 | 90.84 | 6.19 | 14.02 | - |
| 1995-96 | 24.94 | 3.40 | 23.76 | - | 1775.00 | 105.26 | 1545.20 | 100.68 | 7.95 | 15.91 | - |
| 1996-97 | 25.24 | 3.76 | 18.76 | - | 1715.08 | 107.22 | 1472.00 | 108.90 | 8.00 | 18.96 | - |

Source: Annual Budget Statements of NWFP Government
Estimates of Charged Expenditure and Demands for Grants

Note:
i
ii
iii
iv
v

NWFP GOVERNMENT REVENUE EXPENDITURE

| Years | [Rs. in Million] | | | | | | | | | | |
|---------|--------------------|--------|------------------------|-----------------------------|--------------------------|----------------|------------------------|---|--------------------------|-----------------|-----------|
| | Community Services | Works | Administration (Works) | Highways, Roads and Bridges | Buildings And Structures | Others (Works) | Public Health Services | Urban/Town Planning And Regulatory Services | Other Community Services | Social Services | Education |
| 1972-73 | 11.95 | 11.35 | - | - | 2.96 | 8.40 | 0.26 | - | 0.34 | 80.06 | 65.72 |
| 1973-74 | 12.18 | 12.18 | - | - | 12.18 | - | - | - | - | 103.29 | 82.86 |
| 1974-75 | 10.91 | 10.91 | - | - | 10.91 | - | - | - | - | 170.88 | 137.93 |
| 1975-76 | 28.73 | 25.38 | - | - | 25.38 | - | 3.35 | - | - | 221.33 | 182.30 |
| 1976-77 | 41.87 | 38.10 | - | - | 38.10 | - | 3.77 | - | - | 263.34 | 196.96 |
| 1977-78 | 48.05 | 43.21 | - | - | 43.21 | - | 4.84 | - | - | 323.88 | 257.28 |
| 1978-79 | 71.88 | 64.71 | - | - | 64.71 | - | 7.17 | - | - | 382.84 | 289.40 |
| 1979-80 | 112.60 | 91.51 | 0.74 | 41.78 | 13.44 | 35.55 | 21.08 | - | 0.00 | 422.80 | 316.04 |
| 1980-81 | 136.15 | 111.25 | 0.99 | 51.80 | 17.06 | 41.40 | 24.90 | - | 0.00 | 522.56 | 390.55 |
| 1981-82 | 172.77 | 141.53 | 0.90 | 74.73 | 19.03 | 46.87 | 31.24 | - | 0.00 | 612.19 | 457.93 |
| 1982-83 | 202.43 | 163.31 | 1.09 | 76.41 | 24.09 | 61.72 | 39.13 | 0.00 | - | 875.36 | 663.63 |
| 1983-84 | 261.68 | 213.30 | 1.34 | 104.92 | 30.26 | 76.78 | 48.38 | 0.00 | - | 1095.10 | 829.04 |
| 1984-85 | 347.83 | 289.29 | 1.38 | 165.28 | 38.16 | 84.47 | 58.24 | - | 0.30 | 1366.28 | 1067.83 |
| 1985-86 | 400.25 | 346.93 | - | - | 346.93 | - | 52.98 | - | 0.35 | 1792.69 | 1395.61 |
| 1986-87 | 479.73 | 409.72 | - | - | 409.72 | - | 69.66 | - | 0.35 | 2203.84 | 1763.41 |
| 1987-88 | 501.84 | 417.39 | - | - | 417.39 | - | 84.10 | - | 0.35 | 2741.77 | 2146.14 |
| 1988-89 | 525.79 | 431.22 | - | - | 430.87 | 0.35 | 94.57 | - | - | 2746.89 | 2112.01 |
| 1989-90 | 476.64 | 350.67 | - | - | 350.24 | 0.43 | 125.97 | - | - | 3044.27 | 2378.31 |
| 1990-91 | 535.83 | 384.70 | 161.81 | 148.00 | 74.89 | - | 150.70 | - | 0.43 | 3365.88 | 2558.21 |
| 1991-92 | 742.40 | 511.47 | 213.70 | 186.89 | 110.88 | - | 230.50 | - | 0.43 | 4163.86 | 3170.73 |
| 1992-93 | 824.83 | 561.11 | 234.15 | 207.55 | 119.41 | - | 263.29 | - | 0.43 | 4793.64 | 3676.05 |
| 1993-94 | 914.53 | 628.94 | 261.20 | 222.55 | 145.20 | - | 285.16 | - | 0.43 | 5634.53 | 4323.10 |
| 1994-95 | 1059.77 | 725.84 | 317.70 | 246.23 | 161.92 | - | 333.50 | - | 0.43 | 7101.85 | 5544.44 |
| 1995-96 | 1252.84 | 844.00 | 365.10 | 295.78 | 183.12 | - | 407.90 | - | 0.95 | 8438.04 | 6592.57 |
| 1996-97 | 1448.78 | 983.59 | 408.91 | 354.94 | 219.74 | - | 464.77 | - | 0.43 | 10542.20 | 8272.23 |

Source: Annual Budget Statements of NWFP Government
Estimates of Charged Expenditure and Demands for Grants

Note:
i
ii
iii
iv
v

NWFP GOVERNMENT REVENUE EXPENDITURE

| Years | [Rs. in Million] | | | | | | | | | | |
|---------|------------------------------------|---|--|-------------------------|------------------------|----------------------|---|--------------------------------------|----------------------|-----------------------|-----------------------------|
| | Adminis- tration (Education) | General Universities/ Colleges/ Institutes | Professional/ Technical Universities | Medical School/Inst. | Secondary Education | Primary Education | School For Handicapped/ Retarded Persons | Archives Libraries And Museums | Student's Hostels | Others (Education) | Teacher's Training (Sap) |
| 1972-73 | 3.30 | 12.09 | 1.75 | 0.13 | 17.69 | 28.33 | 1.21 | - | - | 1.23 | - |
| 1973-74 | 3.67 | 14.76 | 1.87 | 0.14 | 23.71 | 33.97 | 1.45 | - | - | 3.30 | - |
| 1974-75 | 4.91 | 25.21 | 2.51 | 0.19 | 41.83 | 57.45 | 2.34 | - | - | 3.49 | - |
| 1975-76 | 5.68 | 39.37 | 2.98 | 4.24 | 56.76 | 69.01 | 2.48 | - | - | 1.79 | - |
| 1976-77 | 6.99 | 35.17 | 3.17 | 5.26 | 62.67 | 73.78 | 2.39 | - | - | 7.54 | - |
| 1977-78 | 8.33 | 50.84 | 5.36 | 5.55 | 88.38 | 90.80 | 3.02 | - | - | 5.01 | - |
| 1978-79 | 13.80 | 57.63 | 6.14 | 7.65 | 98.11 | 94.09 | 3.61 | - | - | 8.38 | - |
| 1979-80 | 21.13 | 28.90 | 6.63 | 9.53 | 108.89 | 122.66 | - | 1.30 | - | 17.01 | - |
| 1980-81 | 30.14 | 35.62 | 9.48 | 11.49 | 138.38 | 141.14 | - | 1.07 | - | 23.22 | - |
| 1981-82 | 34.26 | 47.59 | 9.69 | 14.74 | 152.01 | 170.36 | - | 0.81 | - | 28.48 | - |
| 1982-83 | 32.01 | 81.23 | 16.88 | 19.29 | 216.02 | 262.58 | - | 1.39 | - | 34.24 | - |
| 1983-84 | 68.85 | 91.73 | 19.66 | 23.45 | 272.10 | 313.88 | - | 1.75 | - | 37.63 | - |
| 1984-85 | 114.61 | 87.69 | 26.10 | 38.40 | 321.38 | 361.95 | - | 2.45 | - | 115.24 | - |
| 1985-86 | - | - | - | - | - | - | - | - | - | 1395.61 | - |
| 1986-87 | 143.11 | 119.92 | 60.94 | 73.45 | 467.48 | 527.09 | - | 2.85 | - | 368.57 | - |
| 1987-88 | 191.64 | 166.43 | 69.43 | 57.12 | 572.23 | 787.92 | - | 32.50 | - | 268.86 | - |
| 1988-89 | - | - | - | - | - | - | - | - | - | 2112.0 | - |
| 1989-90 | - | - | - | - | - | - | - | - | - | 2378.31 | - |
| 1990-91 | 124.89 | 184.81 | 120.90 | - | 698.10 | 1200.47 | 2.59 | 4.68 | - | 221.78 | - |
| 1991-92 | 164.18 | 235.98 | 146.33 | - | 881.22 | 1559.69 | 3.02 | 5.57 | - | 174.75 | - |
| 1992-93 | 173.80 | 304.75 | 199.64 | - | 962.20 | 1774.81 | 3.91 | 7.82 | - | 249.12 | - |
| 1993-94 | 222.31 | 298.68 | 222.87 | - | 1406.18 | 1799.08 | 5.41 | 8.57 | - | 360.01 | - |
| 1994-95 | 252.53 | 397.43 | 288.73 | - | 1812.28 | 2335.21 | 5.63 | 10.82 | - | 441.81 | - |
| 1995-96 | 311.34 | 534.27 | 441.02 | - | 2142.02 | 2693.99 | 14.92 | 10.98 | - | 444.04 | - |
| 1996-97 | 631.20 | 611.00 | 485.94 | - | 2478.00 | 3074.36 | 17.52 | 11.90 | - | 962.33 | - |

Source: Annual Budget Statements of NWFP Government
Estimates of Charged Expenditure and Demands for Grants

Note:
i
ii
iii
iv
v

NWFP GOVERNMENT REVENUE EXPENDITURE

| Years | [Rs. in Million] | | | | | | | | | | |
|---------|------------------|---------------------|-------------------------------------|---------------------|----------------------------|--|--|--------------|--|--------------------|------------------------------------|
| | Health | Adminis- tration | General Hospitals And Clinics | Mental Hospitals | Mother And Child Health | Other Health Facilities And Preventive Measures | Chemical Examiner And Health Laboratories | Drug Control | Research And Development Of Unani Medicines | Others (Health) | Manpower & Labour Management |
| 1972-73 | 14.08 | 2.54 | 9.32 | 0.36 | - | 0.90 | 0.06 | - | - | 0.90 | - |
| 1973-74 | 18.23 | 3.00 | 12.77 | 0.35 | - | 1.11 | 0.09 | - | - | 0.90 | - |
| 1974-75 | 32.78 | 3.92 | 25.02 | 0.43 | - | 1.43 | 0.09 | - | - | 1.90 | - |
| 1975-76 | 39.03 | 5.01 | 31.68 | 0.45 | - | 1.77 | 0.11 | - | - | 0.00 | - |
| 1976-77 | 55.78 | 5.06 | 45.17 | 0.49 | - | 1.83 | 0.12 | - | - | 3.11 | - |
| 1977-78 | 65.01 | 6.55 | 53.35 | 0.97 | - | 2.22 | 0.15 | - | - | 1.77 | - |
| 1978-79 | 90.66 | 7.86 | 67.20 | 0.99 | - | 12.36 | 0.15 | - | - | 2.10 | - |
| 1979-80 | 99.93 | 7.16 | 82.51 | 1.48 | 1.03 | 5.80 | 0.18 | 0.29 | - | 1.48 | 0.24 |
| 1980-81 | 123.12 | 10.97 | 100.81 | 1.59 | 1.14 | 6.19 | 0.25 | 0.37 | - | 1.79 | 0.30 |
| 1981-82 | 144.49 | 12.47 | 119.19 | 1.81 | 1.20 | 6.64 | 0.25 | 0.45 | - | 2.48 | 0.51 |
| 1982-83 | 198.82 | 13.65 | 151.97 | 2.41 | 1.55 | 7.80 | 0.33 | 0.64 | - | 20.47 | 0.31 |
| 1983-84 | 241.17 | 14.98 | 195.27 | 3.36 | 1.80 | 10.90 | 0.44 | 0.83 | - | 13.59 | 0.95 |
| 1984-85 | 274.49 | 22.52 | 228.24 | 4.08 | 1.89 | 11.50 | 0.57 | 0.79 | - | 4.90 | 0.98 |
| 1985-86 | 364.61 | - | 364.61 | - | - | - | - | - | - | - | 0.62 |
| 1986-87 | 404.85 | 34.70 | 344.29 | 4.61 | 2.51 | 13.40 | 0.69 | 1.19 | - | 3.46 | 4.49 |
| 1987-88 | 523.81 | 39.24 | 465.11 | 5.42 | 2.96 | 4.50 | 1.29 | 1.53 | - | 3.76 | 1.74 |
| 1988-89 | 600.92 | - | 600.92 | - | - | - | - | - | - | - | 2.22 |
| 1989-90 | 627.53 | - | 627.53 | - | - | - | - | - | - | - | 2.30 |
| 1990-91 | 730.51 | 58.40 | 648.69 | 8.53 | 4.09 | 5.89 | 1.25 | 2.01 | - | 1.67 | 2.60 |
| 1991-92 | 904.38 | 77.29 | 797.15 | 12.48 | 5.32 | 7.38 | 1.80 | 2.57 | - | 0.40 | 3.10 |
| 1992-93 | 1029.07 | 89.29 | 904.96 | 14.93 | 5.65 | 7.88 | 2.84 | 2.95 | - | 0.57 | 3.94 |
| 1993-94 | 1179.39 | 106.52 | 1032.78 | 17.29 | 6.34 | 8.63 | 3.38 | 3.23 | - | 1.22 | 3.54 |
| 1994-95 | 1414.89 | 121.05 | 1249.31 | 18.37 | 8.15 | 9.68 | 3.12 | 3.77 | - | 1.44 | 3.46 |
| 1995-96 | 1703.98 | 144.92 | 1515.89 | 15.91 | 9.72 | 10.05 | 2.62 | 4.04 | - | 0.83 | 5.00 |
| 1996-97 | 2130.43 | 144.10 | 1901.33 | 11.79 | 7.63 | 57.71 | 2.70 | 3.71 | - | 1.46 | 7.16 |

Source: Annual Budget Statements of NWFP Government
Estimates of Charged Expenditure and Demands for Grants

Note:
i
ii
iii
iv
v

NWFP GOVERNMENT REVENUE EXPENDITURE

| Years | [Rs. in Million] | | | | | | | | | | |
|---------|----------------------------|--------------------------------|---|--------------------------------------|-------------------|--------------------|--------------------|-------------|-----------------|------------------|----------|
| | Housing & Physical Planing | Sports & Recreation Facilities | Social Security & Other Welfare Measure | Natural Calamities & Other Disasters | Religious Affairs | Economics Services | Agriculture & Food | Agriculture | Land Management | Animal Husbandry | Forestry |
| 1972-73 | - | - | - | 0.26 | - | 30.98 | 12.72 | 9.08 | - | 2.53 | - |
| 1973-74 | - | - | - | 2.20 | - | 44.42 | 21.45 | 9.73 | - | 2.73 | 7.64 |
| 1974-75 | - | - | - | 0.16 | - | 60.25 | 32.97 | 13.34 | - | 3.98 | 13.67 |
| 1975-76 | - | - | - | - | - | 101.24 | 54.94 | 27.54 | - | 5.98 | 18.82 |
| 1976-77 | - | - | 10.60 | - | - | 109.48 | 70.00 | 38.05 | - | 7.17 | 21.99 |
| 1977-78 | - | - | 1.59 | - | - | 121.78 | 78.32 | 43.64 | - | 8.62 | 22.43 |
| 1978-79 | - | - | 2.77 | - | - | 169.26 | 87.63 | 40.88 | - | 10.54 | 32.31 |
| 1979-80 | 0.12 | - | 4.20 | 1.75 | 0.52 | 221.39 | 108.13 | 2.73 | 8.34 | 2.59 | 36.19 |
| 1980-81 | 0.06 | - | 4.79 | 1.46 | 2.29 | 252.56 | 115.25 | 3.13 | 10.38 | 3.11 | 38.13 |
| 1981-82 | 0.08 | - | 6.06 | 1.58 | 1.55 | 283.03 | 131.46 | 5.41 | 11.19 | 3.33 | 32.65 |
| 1982-83 | 0.09 | - | 7.33 | 2.23 | 2.95 | 320.34 | 146.96 | 3.77 | 15.68 | 3.84 | 37.51 |
| 1983-84 | 0.08 | 0.06 | 8.88 | 7.46 | 7.45 | 429.16 | 212.28 | 5.85 | 20.45 | 4.73 | 68.40 |
| 1984-85 | 0.09 | - | 9.95 | 1.82 | 11.12 | 501.07 | 243.16 | 6.00 | 22.42 | 8.91 | 47.51 |
| 1985-86 | - | - | 12.64 | 6.14 | 13.07 | 596.20 | 283.77 | 283.77 | - | - | - |
| 1986-87 | - | - | 12.78 | 7.49 | 10.82 | 685.19 | 300.69 | 300.69 | - | - | - |
| 1987-88 | - | 41.06 | 13.51 | 8.25 | 7.26 | 783.94 | 372.29 | 188.70 | 32.33 | 48.31 | 86.20 |
| 1988-89 | - | - | 11.72 | 9.66 | 10.35 | 912.78 | 397.07 | 397.07 | - | - | - |
| 1989-90 | - | - | 12.87 | 10.02 | 13.24 | 905.93 | 404.89 | 404.89 | - | - | - |
| 1990-91 | 24.75 | 12.90 | 16.86 | 10.06 | 10.00 | 1057.45 | 461.25 | 15.69 | 245.79 | 64.38 | 109.05 |
| 1991-92 | 1.42 | 19.98 | 18.50 | 32.36 | 13.38 | 1298.12 | 560.47 | 17.27 | 290.76 | 83.54 | 135.60 |
| 1992-93 | 0.35 | 21.03 | 22.25 | 27.36 | 13.59 | 1412.46 | 625.32 | 19.78 | 52.01 | 88.01 | 150.55 |
| 1993-94 | 32.55 | 30.36 | 27.36 | 23.17 | 15.06 | 1488.73 | 700.80 | 22.77 | 55.62 | 98.92 | 172.41 |
| 1994-95 | 27.08 | 30.69 | 36.88 | 25.07 | 19.33 | 1702.07 | 773.34 | 24.48 | 409.88 | 114.13 | 178.38 |
| 1995-96 | 28.55 | 39.52 | 39.99 | 25.74 | 2.71 | 2637.10 | 890.13 | 26.57 | 464.34 | 131.00 | 215.33 |
| 1996-97 | 29.23 | 15.28 | 55.31 | 30.00 | 2.57 | 2937.58 | 990.21 | 27.98 | 499.90 | 150.27 | 251.98 |

Source: Annual Budget Statements of NWFP Government
Estimates of Charged Expenditure and Demands for Grants

Note:
i
ii
iii
iv
v

NWFP GOVERNMENT REVENUE EXPENDITURE

| Years | Fisheries | Others | Co-Operation | Irrigation | Land Reclamation | Fuel & Power | Rural Development | Industries & Mineral Resources | Stationery & Printing | Transport & Communi- cations | [Rs. in Million] |
|---------|-----------|--------|--------------|------------|---------------------|--------------|----------------------|--------------------------------------|--------------------------|------------------------------------|-------------------------------|
| | | | | | | | | | | | Other Economic Services |
| 1972-73 | 0.19 | - | 0.92 | 15.76 | - | - | - | 0.61 | 1.89 | - | - |
| 1973-74 | 0.23 | - | 1.12 | 16.84 | - | - | - | 0.76 | 3.49 | - | 1.89 |
| 1974-75 | 0.41 | - | 1.57 | 18.51 | - | - | - | 0.99 | 4.02 | - | 3.77 |
| 1975-76 | 0.45 | - | 2.14 | 30.81 | - | - | - | 1.10 | 4.42 | 7.05 | 2.93 |
| 1976-77 | 0.46 | - | 2.32 | 31.53 | - | - | - | 3.31 | 4.64 | - | - |
| 1977-78 | 0.80 | - | 2.83 | 35.42 | - | - | - | 2.83 | 5.20 | - | - |
| 1978-79 | 0.71 | - | 3.18 | 67.59 | - | - | - | 8.91 | 5.14 | - | - |
| 1979-80 | 1.00 | 53.26 | 4.02 | 86.44 | - | 0.32 | 9.25 | 9.90 | 6.80 | 0.55 | 0.01 |
| 1980-81 | 1.46 | 54.33 | 4.72 | 99.54 | - | 0.73 | 11.44 | 17.76 | 7.19 | 0.65 | - |
| 1981-82 | 1.67 | 71.46 | 5.75 | 116.27 | - | 0.48 | 11.75 | 12.18 | 9.18 | 0.71 | 1.00 |
| 1982-83 | 1.94 | 77.90 | 6.34 | 135.84 | - | 0.47 | 12.72 | 13.23 | 10.37 | 0.75 | - |
| 1983-84 | 2.45 | 103.08 | 7.31 | 172.71 | - | 0.78 | 15.78 | 15.39 | 11.65 | 0.57 | - |
| 1984-85 | 3.03 | 145.70 | 9.58 | 210.45 | - | 3.29 | 15.05 | 8.11 | 19.53 | 1.49 | - |
| 1985-86 | - | - | - | 245.67 | - | 2.35 | 17.14 | 34.12 | - | 0.15 | 13.01 |
| 1986-87 | - | - | - | 305.28 | - | 4.57 | 21.72 | 41.42 | - | 1.02 | 10.50 |
| 1987-88 | 5.13 | - | 11.62 | 337.51 | - | 3.97 | 24.78 | 43.41 | - | 1.23 | 0.74 |
| 1988-89 | - | - | - | 412.21 | - | 6.19 | 53.84 | 41.76 | - | 1.34 | 0.36 |
| 1989-90 | - | - | - | 421.37 | - | 7.98 | 23.45 | 42.84 | - | 0.15 | 5.24 |
| 1990-91 | 7.70 | - | 18.64 | 480.27 | - | 10.62 | 53.77 | 18.52 | 31.51 | 1.52 | - |
| 1991-92 | 9.80 | - | 23.50 | 522.17 | - | 10.50 | 141.34 | 61.43 | - | 2.20 | - |
| 1992-93 | 11.00 | 278.65 | 25.31 | 606.34 | - | 11.80 | 73.77 | 57.26 | 35.81 | 2.16 | - |
| 1993-94 | 13.11 | 311.26 | 26.72 | 598.85 | - | 10.61 | 88.89 | 48.51 | 38.80 | 2.28 | - |
| 1994-95 | 13.14 | - | 33.35 | 678.08 | - | 9.43 | 158.79 | 35.81 | 44.03 | 2.59 | - |
| 1995-96 | 15.76 | - | 37.14 | 747.53 | - | 791.42 | 114.33 | 41.03 | 49.65 | 3.00 | - |
| 1996-97 | 20.48 | - | 39.62 | 833.77 | - | 795.08 | 183.51 | 69.66 | 62.36 | 2.98 | - |

Source: Annual Budget Statements of NWFP Government
Estimates of Charged Expenditure and Demands for Grants

Note:
i
ii
iii
iv
v

NWFP GOVERNMENT CAPITAL EXPENDITURE

| Years | Grants To Non-Financial Institutions | Grants To Others | Unallocable | Current Capital Expenditure | Community Services | Economics Services | Debt Servicing, Investible Funds & Grants | Debt Servicing (Discharged / Repayment) | Domestic Debt Direct (Discharged / Repayment) | [Rs. in Million] | |
|---------|--|---------------------|-------------|-----------------------------------|-----------------------|-----------------------|--|---|--|------------------|----------|
| | | | | | | | | | | Permanent | Floating |
| 1972-73 | - | - | - | 272.12 | 81.30 | 8.38 | 184.40 | 143.68 | 135.63 | 15.73 | 119.90 |
| 1973-74 | - | - | - | 233.76 | 8.23 | 1.31 | 224.59 | 220.25 | 218.58 | 18.58 | 200.00 |
| 1974-75 | - | - | - | 202.37 | 17.62 | 9.28 | 176.06 | 168.64 | 166.41 | 1.01 | 165.40 |
| 1975-76 | - | - | 23.30 | 265.47 | - | 0.35 | 265.89 | 262.12 | 256.33 | 0.93 | 255.40 |
| 1976-77 | - | - | - | 274.39 | - | 1.30 | 273.41 | 268.11 | 263.16 | 4.76 | 258.40 |
| 1977-78 | - | - | 14.01 | 275.94 | - | -3.12 | 279.06 | 271.96 | 268.75 | 8.75 | 260.00 |
| 1978-79 | - | - | 22.22 | 180.64 | - | -7.17 | 190.12 | 160.49 | 146.72 | 16.72 | 130.00 |
| 1979-80 | - | 12.97 | 1.01 | 281.00 | - | - | 281.77 | 267.48 | 23.04 | 23.04 | - |
| 1980-81 | - | 26.51 | 2.01 | 200.21 | - | - | 203.71 | 188.88 | 168.20 | 168.20 | - |
| 1981-82 | - | 20.31 | 1.01 | 154.34 | - | - | 156.40 | 139.05 | 107.80 | 107.80 | - |
| 1982-83 | - | 18.35 | 1.05 | 79.58 | - | - | 80.93 | 69.71 | 23.56 | - | 23.56 |
| 1983-84 | - | 52.88 | 1.01 | 185.54 | - | 0.03 | 185.74 | 167.63 | 111.50 | - | 111.50 |
| 1984-85 | - | 23.26 | 1.01 | 103.94 | - | - | 103.30 | 85.30 | 17.50 | - | 17.50 |
| 1985-86 | - | 52.35 | 0.02 | 127.09 | - | - | 126.31 | 80.31 | 11.03 | - | 11.03 |
| 1986-87 | - | 40.77 | 0.01 | 142.89 | - | - | 142.01 | 94.31 | 12.47 | - | 12.47 |
| 1987-88 | - | 6.94 | 0.01 | 534.18 | - | - | 533.13 | 471.06 | 27.90 | - | 27.90 |
| 1988-89 | - | 48.31 | 0.02 | 353.78 | - | -9.06 | 361.69 | 301.69 | 166.20 | 120.00 | 46.20 |
| 1989-90 | - | 68.48 | 0.01 | 477.39 | - | - | 476.21 | 406.21 | 235.86 | 189.66 | 46.20 |
| 1990-91 | - | 42.70 | 0.02 | 30.80 | - | - | 30.80 | 30.80 | - | - | - |
| 1991-92 | 0.47 | 246.08 | 0.02 | 331.72 | - | - | 331.72 | 245.72 | - | - | - |
| 1992-93 | 0.67 | 37.69 | 0.02 | 402.43 | - | - | 403.39 | 323.39 | - | - | - |
| 1993-94 | 0.50 | 39.15 | 0.02 | 2060.42 | - | - | 2061.10 | 1881.10 | 1500.00 | - | 1500.00 |
| 1994-95 | 0.50 | 39.15 | 0.02 | 577.06 | - | - | 577.44 | 427.44 | - | - | - |
| 1995-96 | - | 733.94 | 0.02 | 636.20 | - | - | 634.27 | 514.27 | - | - | - |
| 1996-97 | - | 724.50 | 0.02 | 744.00 | - | - | 741.49 | 611.49 | - | - | - |

Source: Annual Budget Statements of NWFP Government
Estimates of Charged Expenditure and Demands for Grants

Note:

- i
- ii
- iii
- iv
- v

NWFP GOVERNMENT CAPITAL EXPENDITURE

[Rs. in Million]

| Years | Domestic Debt Payable To Federal Govt Repayment | Foreign Debt Payable To Federal Govt Repayment | Government Investment N.E.S. | Loans And Advances | Local Bodies | Non-Financial Institutions | Government Servants | Private Sector - Cultivators | Others | Unallocable |
|---------|---|--|------------------------------|--------------------|--------------|----------------------------|---------------------|------------------------------|--------|-------------|
| 1972-73 | 6.54 | 1.51 | 4.60 | 36.13 | 35.65 | - | 0.48 | - | - | -1.96 |
| 1973-74 | 0.40 | 1.28 | - | 4.34 | 3.70 | - | 0.64 | - | - | -0.36 |
| 1974-75 | 0.95 | 1.28 | - | 7.42 | 6.44 | - | 0.98 | - | - | -0.58 |
| 1975-76 | 4.51 | 1.28 | - | 3.77 | 2.44 | - | 1.33 | - | - | -0.78 |
| 1976-77 | 3.71 | 1.24 | - | 5.30 | 2.91 | - | 2.39 | - | - | -0.32 |
| 1977-78 | 2.65 | 0.56 | - | 7.10 | 3.01 | - | 4.09 | - | - | - |
| 1978-79 | 3.51 | 10.26 | - | 29.64 | 24.09 | - | 5.54 | - | - | -2.31 |
| 1979-80 | 234.35 | 10.09 | - | 14.29 | - | - | 7.30 | 6.99 | - | -0.76 |
| 1980-81 | 10.72 | 9.97 | - | 14.83 | - | - | 2.00 | 12.83 | - | -3.50 |
| 1981-82 | 20.81 | 10.43 | - | 17.35 | - | - | 2.00 | 15.35 | - | -2.06 |
| 1982-83 | 33.17 | 12.98 | - | 11.23 | - | 0.23 | - | 11.00 | - | -1.35 |
| 1983-84 | 43.02 | 13.10 | - | 18.11 | - | - | - | 18.11 | - | -0.22 |
| 1984-85 | 53.07 | 14.73 | - | 18.00 | - | - | - | 18.00 | - | 0.65 |
| 1985-86 | 65.48 | 3.80 | 1.00 | 45.00 | - | 15.00 | 30.00 | - | - | 0.78 |
| 1986-87 | 77.41 | 4.44 | 1.00 | 46.70 | - | - | 46.70 | - | - | 0.88 |
| 1987-88 | 431.28 | 11.88 | - | 62.07 | - | 62.07 | - | - | - | 1.05 |
| 1988-89 | 130.09 | 5.40 | - | 60.00 | - | 60.00 | - | - | - | 1.15 |
| 1989-90 | 153.44 | 16.91 | - | 70.00 | - | 70.00 | - | - | - | 1.17 |
| 1990-91 | - | 30.80 | - | - | - | - | - | - | - | - |
| 1991-92 | 227.68 | 18.04 | - | 86.00 | - | - | 86.00 | - | - | - |
| 1992-93 | 280.42 | 42.97 | - | 80.00 | - | - | 80.00 | - | - | -0.96 |
| 1993-94 | 327.64 | 53.47 | - | 180.00 | - | - | 90.00 | - | 90.00 | -0.68 |
| 1994-95 | 383.92 | 43.52 | - | 150.00 | - | 50.00 | 100.00 | - | - | -0.38 |
| 1995-96 | 453.76 | 60.51 | - | 120.00 | - | - | 120.00 | - | - | 1.93 |
| 1996-97 | 537.83 | 73.66 | - | 130.00 | - | - | 130.00 | - | - | 2.51 |

Source: Annual Budget Statements of NWFP Government
Estimates of Charged Expenditure and Demands for Grants

Note:
i
ii
iii
iv
v

NWFP GOVERNMENT DEVELOPMENT EXPENDITURE

[Rs. in Million]

| Years | Development Expenditure | Agriculture | Forest, Wildlife, Etc. | Physical Planning & Housing | Industries Fuel & Mineral | Water & Power Irrigation | Education & Training | Culture & Tourism | Health | Social Welfare & Man Power | Law & Order |
|---------|-------------------------|-------------|------------------------|-----------------------------|---------------------------|--------------------------|----------------------|-------------------|--------|----------------------------|-------------|
| 1972-73 | 324.93 | 47.91 | - | 28.82 | 5.81 | 27.89 | 25.51 | - | 25.51 | 0.71 | - |
| 1973-74 | 285.13 | 64.65 | - | 32.24 | 8.72 | 31.03 | 40.42 | - | 29.03 | 0.67 | - |
| 1974-75 | 500.02 | 43.00 | - | 44.14 | 11.37 | 71.38 | 48.63 | - | 43.49 | 1.65 | - |
| 1975-76 | 601.37 | 39.97 | - | 94.23 | 94.12 | 77.29 | 71.17 | - | 58.76 | 0.31 | - |
| 1976-77 | 640.93 | 72.09 | - | 91.90 | 51.37 | 56.86 | 83.08 | - | 70.93 | 0.58 | - |
| 1977-78 | 687.64 | 138.52 | - | 78.73 | 25.56 | 53.78 | 107.55 | - | 100.19 | 0.62 | - |
| 1978-79 | 719.23 | 87.68 | - | 135.55 | 32.97 | 52.86 | 149.93 | - | 109.39 | 5.39 | - |
| 1979-80 | 728.51 | 88.47 | - | 120.25 | 16.54 | 41.24 | 143.17 | - | 102.33 | 1.98 | - |
| 1980-81 | 838.35 | 103.64 | - | 142.37 | 31.70 | 65.63 | 158.00 | - | 123.60 | 6.49 | - |
| 1981-82 | 1002.32 | 119.97 | - | 176.22 | 44.50 | 54.08 | 216.93 | - | 142.69 | 12.40 | - |
| 1982-83 | 1176.27 | 134.26 | - | 171.44 | 36.38 | 130.37 | 262.68 | - | 153.93 | 10.24 | - |
| 1983-84 | 1189.98 | 112.88 | 24.54 | 211.88 | 47.31 | 101.91 | 272.04 | - | 152.44 | 6.52 | - |
| 1984-85 | 1476.45 | 124.76 | - | 205.65 | 82.42 | 147.74 | 284.42 | - | 209.68 | 11.51 | - |
| 1985-86 | 2006.27 | 156.28 | - | 239.68 | 67.79 | 165.58 | 536.03 | - | 186.08 | 15.37 | - |
| 1986-87 | 2131.25 | 154.95 | - | 320.70 | 86.80 | 146.48 | 460.75 | - | 271.07 | 20.18 | - |
| 1987-88 | 2586.87 | 178.14 | - | 367.07 | 94.14 | 223.86 | 492.66 | - | 367.68 | 28.89 | - |
| 1988-89 | 2359.65 | 256.00 | - | 353.36 | 122.84 | 199.55 | 469.51 | - | 337.45 | 24.90 | - |
| 1989-90 | 3197.36 | 400.76 | - | 368.36 | 320.74 | 259.83 | 510.44 | - | 351.68 | 21.00 | - |
| 1990-91 | 3834.49 | 234.64 | - | 429.60 | 368.71 | 339.19 | 662.91 | - | 419.81 | 28.21 | - |
| 1991-92 | 6457.88 | 559.14 | 114.01 | 1175.16 | 182.06 | 394.64 | 1149.27 | - | 489.28 | 25.99 | - |
| 1992-93 | 5772.47 | 166.66 | 106.99 | 955.63 | 44.73 | 460.40 | 491.91 | 0.85 | 296.32 | 41.76 | - |
| 1993-94 | 5252.54 | 298.32 | 283.41 | 939.95 | 78.74 | 448.17 | 1233.20 | 4.95 | 590.54 | 57.79 | - |
| 1994-95 | 7861.57 | 319.42 | 215.89 | 1057.72 | 161.58 | 507.06 | 2308.46 | 20.62 | 846.99 | 115.85 | - |
| 1995-96 | 8467.04 | 661.91 | 394.85 | 1554.40 | 317.21 | 674.07 | 1932.36 | 19.79 | 745.33 | 17.57 | - |
| 1996-97 | 8711.52 | 387.31 | 276.59 | 1019.43 | 74.97 | 977.62 | 2198.93 | 45.80 | 617.64 | 26.00 | - |

Source: Annual Budget Statements of NWFP Government
Estimates of Charged Expenditure and Demands for Grants

Note:

- i
- ii
- iii
- iv
- v


NWFP GOVERNMENT DEVELOPMENT EXPENDITURE

| Years | Transport & Communications | Regional Planning (Planning & Dev.) | Rural Development | Statistical Research | Science & Technology | Women/Pop. Welfare | Environment | Loans To Local/Auto. Bodies | Block Allocation | Operational Shortfall | Foreign Project Assistance | Tameer-e-Province Programme |
|---------|----------------------------|-------------------------------------|-------------------|----------------------|----------------------|--------------------|-------------|-----------------------------|------------------|-----------------------|----------------------------|-----------------------------|
| 1972-73 | 38.76 | - | - | - | - | - | - | - | 124.00 | - | - | - |
| 1973-74 | 64.29 | - | - | - | - | - | - | - | 14.08 | - | - | - |
| 1974-75 | 71.44 | - | 23.39 | - | - | - | - | - | 141.55 | - | - | - |
| 1975-76 | 118.18 | 1.15 | 46.20 | - | - | - | - | - | - | - | - | - |
| 1976-77 | 125.13 | - | - | - | - | - | - | - | 89.00 | - | - | - |
| 1977-78 | 114.80 | - | 67.89 | - | - | - | - | - | - | - | - | - |
| 1978-79 | 124.51 | - | 20.95 | - | - | - | - | - | - | - | - | - |
| 1979-80 | 153.13 | 24.31 | 32.18 | - | - | - | - | - | 4.92 | - | - | - |
| 1980-81 | 172.08 | - | 43.00 | - | - | - | - | - | -8.16 | - | - | - |
| 1981-82 | 166.39 | - | 74.55 | - | - | - | - | - | -5.40 | - | - | - |
| 1982-83 | 187.89 | - | 89.09 | - | - | - | - | - | - | - | - | - |
| 1983-84 | 172.50 | 1.47 | 86.51 | - | - | - | - | - | - | - | - | - |
| 1984-85 | 334.75 | - | 75.52 | - | - | - | - | - | - | - | - | - |
| 1985-86 | 286.90 | - | 352.57 | - | - | - | - | - | - | - | - | - |
| 1986-87 | 288.19 | - | 212.14 | - | - | - | - | - | 170.00 | - | - | - |
| 1987-88 | 368.85 | - | 460.31 | - | 5.27 | - | - | - | - | - | - | - |
| 1988-89 | 339.47 | - | 237.83 | - | 18.73 | - | - | - | - | - | - | - |
| 1989-90 | 351.82 | - | 525.16 | - | 86.55 | - | - | - | 1.02 | - | - | - |
| 1990-91 | 461.62 | - | 482.95 | - | 18.81 | - | - | - | 388.04 | - | - | - |
| 1991-92 | 459.37 | - | 697.20 | - | 249.12 | - | - | 400.00 | 562.63 | - | - | - |
| 1992-93 | 1801.84 | 90.82 | 770.82 | - | - | - | 1.22 | 4.61 | 537.92 | - | - | - |
| 1993-94 | 441.51 | 111.00 | 629.74 | - | 129.12 | - | 6.10 | - | - | - | - | - |
| 1994-95 | 1203.51 | 540.93 | 529.39 | - | 31.21 | - | 2.96 | - | - | - | - | - |
| 1995-96 | 840.48 | 352.79 | 710.92 | 78.06 | - | 130.06 | 26.81 | - | 10.43 | - | - | - |
| 1996-97 | 793.80 | 534.34 | 653.92 | 59.52 | - | 957.00 | 88.64 | - | - | - | - | - |

Source: Annual Budget Statements of NWFP Government
Estimates of Charged Expenditure and Demands for Grants

Note:
i
ii
iii
iv
v

Social Policy and Development Centre



Revised Estimates

BALUCHISTAN FINANCES

BALOCHISTAN GOVERNMENT FINANCES

| Years | Federal Tax Assignments | Provincial Own Tax Revenue | Non-Tax Revenue | General Revenue Receipts | Current Revenue Expenditure | Revenue Surplus(+)/ Deficit(-) | Development Revenue Receipts | Net Capital Receipts | Net Public Account | Dev. Capital Receipts Public Debt | Total Resources | Total Annual Development Programme | [Rs. in Million] |
|---------|----------------------------|----------------------------------|--------------------|--------------------------------|-----------------------------------|--------------------------------------|------------------------------------|----------------------------|--------------------------|---|--------------------|--|-------------------------------------|
| | | | | | | | | | | | | | Estimated Use Of Cash Balance |
| 1972-73 | 38.83 | 9.46 | 30.33 | 78.62 | 181.24 | -102.62 | 17.01 | 63.22 | 56.47 | - | 34.09 | 123.52 | -89.43 |
| 1973-74 | 39.69 | 10.00 | 207.61 | 257.29 | 249.64 | 7.65 | 36.67 | 141.07 | -191.51 | - | -6.12 | 230.95 | -237.07 |
| 1974-75 | 61.21 | 10.37 | 300.44 | 372.01 | 379.95 | -7.93 | 22.07 | 406.51 | -61.62 | - | 359.03 | 223.42 | 135.62 |
| 1975-76 | 94.75 | 12.80 | 375.95 | 483.49 | 473.04 | 10.45 | 17.43 | 4388.83 | -240.39 | - | 4176.32 | 293.22 | 3883.11 |
| 1976-77 | 107.82 | 15.64 | 473.78 | 597.24 | 598.70 | -1.46 | 29.68 | 384.57 | -166.78 | - | 246.01 | 357.92 | -111.90 |
| 1977-78 | 123.06 | 16.27 | 561.83 | 701.16 | 695.70 | 5.45 | 98.20 | 197.03 | -79.10 | - | 221.58 | 339.60 | -118.02 |
| 1978-79 | 147.82 | 21.37 | 599.03 | 768.22 | 763.37 | 4.85 | 157.64 | 327.03 | -70.26 | - | 419.25 | 405.09 | 14.17 |
| 1979-80 | 212.53 | 20.99 | 700.27 | 933.79 | 901.54 | 32.24 | 179.30 | 595.53 | 294.99 | - | 1102.06 | 437.48 | 664.58 |
| 1980-81 | 305.85 | 25.96 | 865.58 | 1197.40 | 1181.77 | 15.63 | 198.38 | 457.82 | -37.52 | - | 634.31 | 409.74 | 224.56 |
| 1981-82 | 326.62 | 31.13 | 934.53 | 1292.29 | 1263.29 | 28.99 | 224.03 | 754.23 | 100.97 | - | 1108.22 | 484.94 | 623.28 |
| 1982-83 | 352.81 | 25.33 | 1235.98 | 1614.11 | 1593.99 | 20.12 | 276.97 | 479.28 | -167.53 | - | 608.84 | 635.87 | -27.03 |
| 1983-84 | 544.20 | 29.00 | 1367.41 | 1940.62 | 1916.05 | 24.57 | 245.91 | 623.78 | -176.14 | - | 718.12 | 702.91 | 15.20 |
| 1984-85 | 576.80 | 50.66 | 1603.72 | 2231.18 | 2202.02 | 29.16 | 286.98 | 638.03 | -198.05 | - | 756.13 | 1077.35 | -321.22 |
| 1985-86 | 642.10 | 59.57 | 2131.98 | 2833.65 | 2793.35 | 40.30 | 209.46 | 855.22 | -87.64 | - | 1017.33 | 1333.99 | -316.66 |
| 1986-87 | 639.50 | 66.74 | 2966.12 | 3572.37 | 3534.38 | 37.99 | 410.95 | 539.58 | -55.23 | - | 933.30 | 1462.17 | -528.87 |
| 1987-88 | 787.00 | 75.61 | 3141.45 | 4004.06 | 3953.78 | 50.28 | 1283.28 | 470.29 | 703.38 | - | 2507.22 | 1895.32 | 611.90 |
| 1988-89 | 2072.90 | 84.84 | 1776.36 | 3934.10 | 4151.67 | -217.57 | 1170.98 | 344.37 | 31.66 | - | 1329.44 | 2240.02 | -910.58 |
| 1989-90 | 2532.80 | 118.49 | 3541.65 | 3992.94 | 4457.88 | -464.94 | 702.48 | 1089.95 | 43.57 | - | 1371.05 | 2356.10 | -985.04 |
| 1990-91 | 2635.00 | 122.58 | 1736.57 | 4494.14 | 5317.78 | -823.63 | 1286.47 | 1297.91 | 44.04 | - | 1804.79 | 2725.09 | -920.30 |
| 1991-92 | 7832.90 | 116.66 | 327.14 | 8276.69 | 6540.30 | 1736.39 | 750.35 | -155.43 | 48.17 | 1724.07 | 4103.56 | 4275.34 | -171.78 |
| 1992-93 | 8929.27 | 128.62 | 416.73 | 9474.62 | 8044.73 | 1429.89 | 472.86 | -191.09 | 61.57 | 1986.48 | 3759.69 | 4207.38 | -447.69 |
| 1993-94 | 9803.19 | 142.13 | 433.90 | 10379.23 | 8825.27 | 1553.96 | 920.95 | -941.29 | 91.51 | 2042.38 | 3667.51 | 4365.69 | -698.18 |
| 1994-95 | 11136.01 | 156.24 | 389.40 | 11681.65 | 9894.31 | 1787.34 | 627.32 | -365.77 | 105.69 | 2495.27 | 4649.85 | 4873.84 | -224.00 |
| 1995-96 | 12204.64 | 189.00 | 839.49 | 13233.13 | 11514.55 | 1718.58 | 1070.49 | -316.51 | 140.80 | 1292.48 | 3905.84 | 5785.96 | -1880.12 |
| 1996-97 | 11318.59 | 209.76 | 2118.47 | 13646.82 | 12913.24 | 733.59 | 194.73 | -368.88 | 147.84 | 1987.02 | 2694.30 | 5495.24 | -2800.94 |

Source: Annual Budget Statements of Balochistan Government
Estimates of Receipts of Balochistan Government

Note:

- i Cash balance given does not tally with the one reported in ABS as the resources to recoup the deficit are not included.
- ii
- iii
- iv
- v

BALOCHISTAN GOVERNMENT REVENUE RECEIPTS

| Years | Provincial Receipts | Revenue Receipts | Tax Revenues | Direct Taxes | Tax On Incomes | Income Tax (Share Of Provinces) | Taxes From Agriculture | Property And Wealth Taxes | [Rs. in Million] | | |
|---------|---------------------|------------------|--------------|--------------|----------------|---------------------------------|------------------------|---------------------------|------------------------------|----------------------|----------------------------|
| | | | | | | | | | Urban Immovable Property Tax | Ordinary Collections | Less Share Of Local Bodies |
| 1972-73 | 1579.64 | 95.63 | 48.29 | 19.96 | 15.78 | 15.78 | - | 0.71 | 0.70 | 0.70 | - |
| 1973-74 | 4990.17 | 293.96 | 49.68 | 21.89 | 16.44 | 16.44 | - | 0.62 | 0.60 | 0.60 | - |
| 1974-75 | 46760.77 | 394.08 | 71.58 | 22.55 | 18.17 | 18.17 | - | 0.63 | 0.60 | 0.60 | - |
| 1975-76 | 48651.39 | 500.93 | 107.55 | 56.34 | 51.20 | 51.20 | - | 0.65 | 0.62 | 0.62 | - |
| 1976-77 | 21049.58 | 626.92 | 123.46 | 73.77 | 70.30 | 70.30 | - | 0.02 | - | - | - |
| 1977-78 | 6467.38 | 799.36 | 139.33 | 80.98 | 75.60 | 75.60 | - | 1.33 | 1.30 | 1.30 | - |
| 1978-79 | 6370.92 | 925.86 | 169.18 | 101.52 | 93.42 | 93.42 | - | 1.34 | 1.30 | 1.30 | - |
| 1979-80 | 6127.08 | 1113.08 | 233.52 | 151.18 | 144.06 | 144.06 | - | 1.34 | 1.30 | 1.30 | - |
| 1980-81 | 5239.80 | 1395.78 | 331.82 | 201.78 | 193.83 | 193.83 | - | 2.35 | 1.30 | 1.30 | - |
| 1981-82 | 4728.75 | 1516.32 | 357.75 | 241.48 | 231.20 | 231.20 | - | 2.82 | 1.68 | 2.51 | -0.83 |
| 1982-83 | 4898.17 | 1891.08 | 378.13 | 259.30 | 253.00 | 253.00 | - | 1.98 | 0.48 | 3.20 | -2.72 |
| 1983-84 | 3601.42 | 2186.53 | 573.20 | 374.44 | 368.90 | 368.90 | - | 2.17 | 0.51 | 3.40 | -2.89 |
| 1984-85 | 3465.03 | 2518.16 | 627.46 | 381.42 | 373.20 | 373.20 | - | 5.56 | 3.55 | 3.55 | - |
| 1985-86 | 4752.47 | 3043.11 | 701.67 | 422.51 | 413.00 | 413.00 | - | 6.13 | 3.94 | 3.94 | - |
| 1986-87 | 5897.86 | 3983.32 | 706.24 | 415.61 | 405.00 | 405.00 | - | 6.98 | 4.60 | 4.60 | - |
| 1987-88 | 7498.01 | 5287.34 | 862.61 | 470.82 | 456.60 | 456.60 | - | 10.32 | 5.50 | 5.50 | - |
| 1988-89 | 6471.01 | 5105.08 | 2157.74 | 556.95 | 541.00 | 541.00 | - | 11.35 | 6.50 | 6.50 | - |
| 1989-90 | 6994.13 | 4695.42 | 2651.29 | 547.70 | 630.60 | 630.60 | - | 12.61 | 7.50 | 7.50 | - |
| 1990-91 | 8632.38 | 5780.61 | 2757.58 | 776.70 | 758.50 | 758.50 | - | 13.54 | 8.20 | 8.20 | - |
| 1991-92 | 15014.46 | 9027.05 | 7949.56 | 1052.18 | 1029.10 | 1029.10 | - | 14.40 | 8.90 | 8.90 | - |
| 1992-93 | 189458.51 | 9947.47 | 9057.89 | 1374.43 | 1349.47 | 1349.47 | - | 15.90 | 10.00 | 10.00 | - |
| 1993-94 | 15300.12 | 11300.18 | 9945.33 | 1815.12 | 1786.84 | 1786.84 | - | 17.40 | 11.50 | 11.50 | - |
| 1994-95 | 17632.75 | 12308.97 | 11292.25 | 2208.10 | 2176.00 | 2176.00 | - | 19.98 | 13.00 | 13.00 | - |
| 1995-96 | 18463.94 | 14303.63 | 12393.65 | 2929.93 | 2895.04 | 2895.04 | - | 21.75 | 14.20 | 14.20 | - |
| 1996-97 | 20020.60 | 13841.55 | 11528.36 | 3359.83 | 3319.28 | 3319.28 | - | 23.52 | 15.00 | 15.00 | - |

Source: Annual Budget Statements of Balochistan Government
Estimates of Receipts of Balochistan Government

Note:
i
ii
iii
iv
v

BALOCHISTAN GOVERNMENT REVENUE RECEIPTS

[Rs. in Million]

| Years | Transfer Of Property Tax | Land Revenue | Gift Tax | Capital Gains Tax | Other Fed. Taxes | Tax On Professions, Trade & Callings | Indirect Taxes | Divisible Pool Indirect Taxes | Share Of Customs Duty (Export Of Cotton) | Share Of Sales Tax | Share Of Fed. Excise Duty (Tobacco) |
|---------|-----------------------------|-----------------|----------|----------------------|---------------------|---|-------------------|----------------------------------|---|-----------------------|---|
| 1972-73 | 0.00 | 3.39 | - | 0.00 | 0.03 | 0.04 | 28.33 | 23.02 | 7.90 | 7.01 | 8.11 |
| 1973-74 | 0.02 | 3.83 | - | 0.00 | 0.96 | 0.04 | 27.79 | 22.28 | 1.57 | 10.01 | 10.70 |
| 1974-75 | 0.03 | 3.68 | - | 0.01 | 0.04 | 0.03 | 49.02 | 43.00 | 8.50 | 16.50 | 18.00 |
| 1975-76 | 0.02 | 4.42 | - | 0.01 | 0.05 | 0.03 | 51.21 | 43.50 | 9.80 | 33.70 | - |
| 1976-77 | 0.02 | 3.23 | - | - | 0.22 | - | 49.69 | 37.30 | - | 37.30 | - |
| 1977-78 | 0.02 | 3.94 | 0.02 | 0.03 | 0.04 | 0.03 | 58.35 | 47.40 | - | 47.40 | - |
| 1978-79 | 0.04 | 6.44 | 0.08 | 0.16 | 0.04 | 0.03 | 67.67 | 54.27 | - | 54.27 | - |
| 1979-80 | 0.04 | 5.59 | 0.10 | 0.05 | - | 0.04 | 82.34 | 68.38 | - | 68.38 | - |
| 1980-81 | 1.04 | 5.33 | 0.10 | 0.05 | 0.06 | 0.06 | 130.04 | 111.86 | 9.54 | 102.32 | - |
| 1981-82 | 1.14 | 7.06 | 0.06 | 0.19 | 0.07 | 0.08 | 116.28 | 95.30 | - | 95.30 | - |
| 1982-83 | 1.50 | 4.00 | 0.04 | 0.12 | 0.07 | 0.10 | 118.83 | 99.70 | - | 99.70 | - |
| 1983-84 | 1.66 | 3.00 | 0.03 | 0.17 | 0.07 | 0.10 | 198.76 | 175.20 | 10.00 | 165.20 | - |
| 1984-85 | 2.01 | 2.18 | 0.03 | 0.24 | 0.07 | 0.14 | 246.05 | 203.50 | 12.10 | 191.40 | - |
| 1985-86 | 2.19 | 3.18 | - | 0.05 | - | 0.15 | 279.16 | 229.10 | 13.40 | 215.70 | - |
| 1986-87 | 2.38 | 3.44 | - | 0.07 | - | 0.11 | 290.64 | 234.50 | 4.90 | 229.60 | - |
| 1987-88 | 4.82 | 3.69 | - | 0.09 | - | 0.12 | 391.79 | 330.40 | - | 330.40 | - |
| 1988-89 | 4.85 | 4.36 | - | 0.09 | - | 0.15 | 1600.79 | 1531.90 | 94.70 | 563.90 | - |
| 1989-90 | 5.11 | 4.20 | - | 0.11 | - | 0.18 | 2003.59 | 1902.20 | 146.00 | 780.60 | - |
| 1990-91 | 5.34 | 4.32 | - | 0.14 | - | 0.20 | 1980.88 | 1876.50 | 138.50 | 805.60 | - |
| 1991-92 | 5.50 | 8.33 | - | 0.15 | - | 0.20 | 6897.38 | 2489.30 | 81.90 | 866.00 | 362.50 |
| 1992-93 | 5.90 | 8.72 | - | 0.15 | - | 0.20 | 7683.46 | 2659.80 | 20.14 | 965.87 | 342.47 |
| 1993-94 | 5.90 | 10.46 | - | 0.23 | - | 0.20 | 8130.21 | 3179.61 | 17.52 | 1292.99 | 358.49 |
| 1994-95 | 6.98 | 11.65 | - | 0.28 | - | 0.20 | 9084.15 | 4364.32 | - | 1711.90 | 365.00 |
| 1995-96 | 7.55 | 12.59 | - | 0.32 | - | 0.23 | 9463.72 | 4751.68 | - | 2015.21 | 483.36 |
| 1996-97 | 8.52 | 16.45 | - | 0.34 | - | 0.25 | 8168.52 | 5151.31 | - | 2283.19 | 523.64 |

Source: Annual Budget Statements of Balochistan Government
Estimates of Receipts of Balochistan Government

Note:
i
ii
iii
iv
v

BALUCHISTAN GOVERNMENT REVENUE RECEIPTS

| Years | Share Of Feder: | | Share Of Royalty (Crude Oil) | Share Of Royalty (Gas) | Own Indirect Taxes | Provincial Excise | Spirits & Fermented Products | Medicated Wines & Licquors | Medicated & Toilet Prep. Containing Alcohol | Receipts From Distilleries | [Rs. in Million] |
|---------|------------------------|----------------------|------------------------------------|---------------------------|-----------------------|----------------------|------------------------------------|----------------------------------|--|-------------------------------|---------------------------------|
| | Excise Duty (Sugar) | Excise Duty (Gas) | | | | | | | | | Fines, Confiscations, Etc |
| 1972-73 | - | - | - | - | 5.31 | 0.78 | 0.66 | 0.02 | 0.02 | 0.03 | 0.00 |
| 1973-74 | - | - | - | - | 5.51 | 0.66 | - | 2.00 | 0.00 | 0.03 | 0.00 |
| 1974-75 | - | - | - | - | 6.02 | 0.75 | - | 1.68 | 0.00 | 0.04 | 0.00 |
| 1975-76 | - | - | - | - | 7.71 | 1.66 | - | 2.57 | 0.01 | 0.02 | 0.02 |
| 1976-77 | - | - | - | - | 12.39 | 2.10 | 2.10 | - | - | - | - |
| 1977-78 | - | - | - | - | 10.95 | -0.45 | 0.90 | 0.02 | 0.02 | 0.03 | 0.00 |
| 1978-79 | - | - | - | - | 13.39 | 1.13 | 0.99 | 0.03 | 0.05 | 0.01 | 0.00 |
| 1979-80 | - | - | - | - | 13.96 | 0.40 | 0.32 | 0.03 | 0.02 | 0.01 | 0.00 |
| 1980-81 | - | - | - | - | 18.18 | 1.25 | 1.13 | 0.03 | 0.02 | 0.01 | 0.00 |
| 1981-82 | - | - | - | - | 20.98 | 1.97 | 1.49 | 0.02 | 0.05 | 0.01 | 0.26 |
| 1982-83 | - | - | - | - | 19.13 | 1.39 | 1.24 | 0.03 | 0.05 | 0.01 | 0.00 |
| 1983-84 | - | - | - | - | 23.56 | 1.98 | 1.65 | 0.03 | 0.06 | 0.01 | 0.17 |
| 1984-85 | - | - | - | - | 42.55 | 2.98 | 2.74 | 0.03 | 0.09 | 0.01 | 0.05 |
| 1985-86 | - | - | - | - | 50.06 | 2.53 | 2.31 | 0.03 | 0.09 | 0.01 | 0.10 |
| 1986-87 | - | - | - | - | 56.14 | 2.63 | 2.63 | - | - | - | - |
| 1987-88 | - | - | - | - | 61.39 | 2.78 | 2.66 | 0.03 | 0.05 | 0.01 | 0.03 |
| 1988-89 | - | 664.90 | - | 208.40 | 68.89 | 3.27 | 3.15 | 0.03 | 0.05 | 0.01 | 0.03 |
| 1989-90 | - | 701.80 | - | 273.80 | 101.39 | 0.26 | - | 0.05 | 0.05 | 0.01 | 0.03 |
| 1990-91 | - | 683.70 | - | 248.70 | 104.38 | 0.14 | - | 0.06 | 0.05 | 0.01 | 0.03 |
| 1991-92 | 182.80 | - | - | 996.10 | 4408.08 | 3.05 | 3.05 | - | - | - | - |
| 1992-93 | 205.34 | 783.91 | - | 342.08 | 5023.66 | 3.65 | 3.50 | 0.07 | 0.05 | 0.01 | 0.03 |
| 1993-94 | 220.53 | 820.85 | - | 469.22 | 4950.60 | 3.96 | 3.81 | 0.07 | 0.05 | 0.01 | 0.03 |
| 1994-95 | 231.00 | 1553.30 | - | 503.12 | 4719.83 | 8.85 | 8.56 | 0.08 | 0.05 | 0.01 | 0.03 |
| 1995-96 | 221.54 | 1345.93 | - | 685.64 | 4712.03 | 21.68 | 21.11 | 0.25 | 0.06 | 0.02 | 0.03 |
| 1996-97 | 225.57 | 2118.91 | - | - | 3017.21 | 24.24 | 24.24 | - | - | - | - |

Source: Annual Budget Statements of Balochistan Government
Estimates of Receipts of Balochistan Government

Note:
i
ii
iii
iv
v

BALOCHISTAN GOVERNMENT REVENUE RECEIPTS

| Years | Services Rendered | Stamp Duties | Stamp Duties : | | Motor Vehicle Tax | Receipts Under Motor Vehicle Act | Fees For Registration of Motor Vehicles | Other Fees & Misc. Receipts | Receipts From Bus & Trucks Services | Other Receipts | [Rs. in Million] | |
|---------|-------------------|--------------|----------------|----------|-------------------|----------------------------------|---|-----------------------------|-------------------------------------|----------------|------------------|----------------------|
| | | | Non-Judicial | Judicial | | | | | | | Motor Vehicles | Fitness Certificates |
| 1972-73 | 0.05 | 1.01 | 0.71 | 0.30 | 2.27 | 0.10 | 1.88 | 0.29 | - | - | - | - |
| 1973-74 | -1.37 | 1.33 | 1.04 | 0.29 | 2.34 | 0.10 | 1.99 | 0.25 | - | - | - | - |
| 1974-75 | -0.97 | 0.70 | 0.45 | 0.26 | 2.47 | 0.03 | 2.10 | 0.34 | - | - | - | - |
| 1975-76 | -0.97 | 1.99 | 1.48 | 0.51 | 2.77 | 0.17 | 2.26 | 0.34 | - | - | - | - |
| 1976-77 | - | 1.70 | 1.70 | - | 5.10 | 5.10 | - | - | - | - | - | - |
| 1977-78 | -1.43 | 2.87 | 2.08 | 0.79 | 6.56 | 0.23 | 5.94 | 0.40 | - | - | - | - |
| 1978-79 | 0.05 | 2.85 | 2.24 | 0.61 | 7.17 | 0.40 | 6.37 | 0.40 | - | - | - | - |
| 1979-80 | 0.02 | 3.32 | 2.51 | 0.81 | 7.80 | 0.39 | 7.00 | 0.41 | - | - | - | - |
| 1980-81 | 0.07 | 3.74 | 2.94 | 0.80 | 8.81 | 1.00 | 7.31 | - | - | 0.49 | - | - |
| 1981-82 | 0.15 | 4.60 | 3.72 | 0.88 | 10.09 | 0.98 | 9.45 | - | - | -0.34 | - | - |
| 1982-83 | 0.07 | 5.10 | 4.18 | 0.92 | 9.14 | 1.41 | 9.43 | - | - | -1.70 | - | - |
| 1983-84 | 0.07 | 7.05 | 5.84 | 1.21 | 8.54 | 1.17 | 10.32 | - | - | -2.95 | - | - |
| 1984-85 | 0.07 | 8.00 | 6.80 | 1.20 | 25.01 | 5.35 | 18.96 | - | - | 0.71 | - | - |
| 1985-86 | - | 8.65 | 7.40 | 1.25 | 31.67 | 3.86 | 27.09 | - | - | 0.72 | - | - |
| 1986-87 | - | 10.88 | 10.88 | - | 35.17 | 35.17 | - | - | - | - | - | - |
| 1987-88 | 0.00 | 12.33 | 9.65 | 2.68 | 38.49 | 5.34 | 32.70 | 0.45 | - | - | - | - |
| 1988-89 | 0.00 | 14.10 | 10.60 | 3.50 | 43.74 | 6.09 | 37.03 | 0.62 | - | - | - | - |
| 1989-90 | 0.13 | 15.70 | 11.30 | 4.40 | 71.11 | 7.03 | 63.35 | 0.73 | - | - | - | - |
| 1990-91 | - | 16.10 | 11.84 | 4.26 | 78.28 | 7.74 | 69.72 | 0.83 | - | - | - | - |
| 1991-92 | - | 18.00 | 18.00 | - | 61.88 | 61.88 | - | - | - | - | - | - |
| 1992-93 | - | 18.77 | 13.69 | 5.09 | 69.67 | 7.96 | 60.37 | 1.35 | - | - | - | - |
| 1993-94 | - | 22.05 | 15.53 | 6.52 | 75.29 | 9.29 | 64.50 | - | - | 1.50 | - | - |
| 1994-95 | 0.13 | 23.55 | 16.60 | 6.95 | 78.33 | 9.83 | 66.50 | - | - | 2.00 | - | - |
| 1995-96 | 0.22 | 30.50 | 21.53 | 8.97 | 86.85 | 11.50 | 72.95 | - | - | 2.40 | - | - |
| 1996-97 | - | 32.19 | 32.19 | - | 96.10 | 96.10 | - | - | - | - | - | - |

Source: Annual Budget Statements of Balochistan Government
Estimates of Receipts of Balochistan Government

Note:
i
ii
iii
iv
v

BALOCHISTAN GOVERNMENT REVENUE RECEIPTS

| Years | [Rs. in Million] | | | | | | | | | | |
|---------|-------------------|----------------------|-------------------|-------------|---------------|-------------------|------------|----------------|----------------|-------------|------------|
| | Route Permit Fees | Other Indirect Taxes | Entertainment Tax | Betting Tax | Cess All Type | Cess On Education | Other Cess | Betterment Tax | Fees All Types | Cotton Fees | Other Fees |
| 1972-73 | - | 1.26 | 0.81 | - | 0.14 | - | 0.14 | - | - | - | - |
| 1973-74 | - | 1.17 | 0.80 | - | 0.14 | - | 0.14 | - | - | - | - |
| 1974-75 | - | 2.10 | 0.82 | 0.86 | 0.15 | - | 0.15 | - | - | - | - |
| 1975-76 | - | 1.28 | 1.01 | - | 0.24 | - | 0.24 | - | - | - | - |
| 1976-77 | - | 3.49 | - | - | - | - | - | - | - | - | - |
| 1977-78 | - | 1.97 | 1.21 | - | 0.31 | - | 0.31 | - | - | - | - |
| 1978-79 | - | 2.25 | 1.29 | - | 0.38 | - | 0.38 | - | - | - | - |
| 1979-80 | - | 2.44 | 1.41 | - | - | - | - | - | - | - | - |
| 1980-81 | - | 4.39 | 1.60 | - | 0.40 | - | 0.40 | - | - | - | - |
| 1981-82 | - | 4.32 | 1.81 | - | 0.40 | - | 0.40 | - | - | - | - |
| 1982-83 | - | 3.50 | 2.21 | - | 0.45 | - | 0.45 | - | - | - | - |
| 1983-84 | - | 5.99 | 2.20 | - | 0.46 | - | 0.46 | - | - | - | - |
| 1984-85 | - | 6.55 | 2.60 | - | 0.48 | - | 0.48 | - | - | - | - |
| 1985-86 | - | 7.21 | 2.87 | - | - | - | - | - | - | - | - |
| 1986-87 | - | 7.46 | 2.92 | - | - | - | - | - | - | - | - |
| 1987-88 | - | 7.80 | - | 2.92 | 0.46 | - | 0.46 | - | - | - | - |
| 1988-89 | - | 7.79 | 2.44 | - | - | - | - | - | - | - | - |
| 1989-90 | - | 14.33 | 2.89 | - | - | - | - | - | - | - | - |
| 1990-91 | - | 9.86 | 3.29 | - | - | - | - | - | - | - | - |
| 1991-92 | - | 10.65 | 3.44 | - | - | - | - | - | - | - | - |
| 1992-93 | - | 11.56 | 3.59 | - | - | - | - | - | - | - | - |
| 1993-94 | - | 12.55 | 3.63 | - | - | - | - | - | - | - | - |
| 1994-95 | - | 13.41 | 3.65 | - | - | - | - | - | - | - | - |
| 1995-96 | - | 15.08 | 3.90 | - | - | - | - | - | - | - | - |
| 1996-97 | - | 16.68 | 3.90 | - | - | - | - | - | - | - | - |

Source: Annual Budget Statements of Balochistan Government
Estimates of Receipts of Balochistan Government

Note:

- i
- ii
- iii
- iv
- v

BALOCHISTAN GOVERNMENT REVENUE RECEIPTS

| Years | Tax On Hotels | Electricity Duty | Other (Paddy) | Surcharges - Natural Gas | Non-Tax Receipts(Incl. Dev. Rev. Receipts) | Income From Property & Enterprise | Profits | Hydro Electricity | Others (Profit) | Interest | [Rs. in Million] |
|---------|------------------|---------------------|------------------|-----------------------------|---|---|---------|----------------------|-----------------|----------|--|
| | | | | | | | | | | | Loans & Advances To Local Bodies |
| 1972-73 | 0.00 | 0.20 | 0.11 | - | 47.35 | 0.46 | - | - | - | 0.46 | - |
| 1973-74 | 0.01 | 0.22 | - | - | 244.27 | 0.50 | - | - | - | 0.50 | - |
| 1974-75 | 0.01 | 0.25 | - | - | 322.51 | 0.35 | - | - | - | 0.35 | - |
| 1975-76 | 0.03 | - | - | - | 393.38 | 0.75 | - | - | - | 0.75 | - |
| 1976-77 | - | - | 3.49 | - | 503.46 | 0.42 | - | - | - | 0.42 | 0.42 |
| 1977-78 | 0.05 | 0.40 | - | - | 660.03 | 0.51 | - | - | - | 0.51 | - |
| 1978-79 | 0.05 | 0.53 | - | - | 756.68 | 0.90 | - | - | - | 0.90 | - |
| 1979-80 | 0.05 | 0.55 | 0.43 | - | 879.56 | 0.94 | - | - | - | 0.91 | - |
| 1980-81 | 0.05 | 2.34 | - | - | 1063.96 | 1.19 | - | - | - | 0.42 | - |
| 1981-82 | 0.05 | 2.06 | - | - | 1158.57 | 1.59 | - | - | - | 0.47 | - |
| 1982-83 | 0.07 | 0.76 | - | - | 1512.95 | 3.54 | - | - | - | 0.49 | - |
| 1983-84 | 0.08 | 3.26 | - | - | 1613.32 | 5.85 | - | - | - | 1.34 | - |
| 1984-85 | 0.09 | 3.39 | - | - | 1890.70 | 8.04 | - | - | - | 3.53 | - |
| 1985-86 | 0.12 | 3.70 | 0.52 | - | 2341.44 | 8.73 | - | - | - | 3.90 | - |
| 1986-87 | - | 3.88 | 0.67 | - | 3277.08 | 10.89 | - | - | - | 4.34 | 4.34 |
| 1987-88 | 0.13 | 4.29 | - | - | 4424.73 | 12.06 | - | - | - | 5.40 | - |
| 1988-89 | 0.15 | 4.76 | 0.45 | - | 2947.34 | 9.87 | - | - | - | 4.57 | - |
| 1989-90 | 0.16 | 10.75 | 0.53 | - | 2044.13 | 5.05 | - | - | - | 4.58 | - |
| 1990-91 | 0.18 | 5.84 | 0.55 | - | 3023.03 | 10.46 | - | - | - | 4.58 | - |
| 1991-92 | - | 6.47 | 0.74 | 4314.50 | 1077.49 | 4.79 | - | - | - | 4.59 | 4.59 |
| 1992-93 | 0.20 | 7.23 | 0.54 | 4920.00 | 889.58 | 7.36 | - | - | - | 1.74 | - |
| 1993-94 | 0.42 | 7.96 | 0.54 | 4836.75 | 1354.85 | 11.57 | - | - | - | 1.17 | - |
| 1994-95 | 0.42 | 8.80 | 0.54 | 4595.69 | 1016.71 | 6.17 | - | - | - | 0.84 | - |
| 1995-96 | 0.42 | 10.22 | 0.54 | 4557.92 | 1909.98 | 6.17 | - | - | - | 0.84 | - |
| 1996-97 | - | 11.22 | 1.55 | 2848.00 | 2313.20 | 6.25 | - | - | - | 0.85 | 0.85 |

Source: Annual Budget Statements of Balochistan Government
Estimates of Receipts of Balochistan Government

Note:
i
ii
iii
iv
v

BALOCHISTAN GOVERNMENT REVENUE RECEIPTS

| Years | [Rs. in Million] | | | | | | | | | | |
|---------|--|---|-----------------------|--------------------|-----------------------------|----------------------------|----------------------|-----------|-----------------------|---------------------------|--------------------|
| | Loans & Advances To Non-Financial Institutions | Loans & Advances To Government Servants | Commercial Department | Arrears Of Revenue | Investment Of Cash Balances | Loans & Advances To Others | Deduction (Interest) | Dividends | Finacial Institutions | Non-Finacial Institutions | Others (Dividends) |
| 1972-73 | 0.21 | - | - | - | 0.26 | - | - | - | - | - | - |
| 1973-74 | 0.20 | - | - | - | 0.30 | - | - | - | - | - | - |
| 1974-75 | 0.06 | - | - | - | 0.26 | - | 0.02 | - | - | - | - |
| 1975-76 | 0.47 | - | - | 0.01 | 0.27 | - | - | - | - | - | - |
| 1976-77 | - | - | - | - | - | - | - | - | - | - | - |
| 1977-78 | 0.14 | - | - | - | 0.37 | - | - | - | - | - | - |
| 1978-79 | 0.50 | - | - | - | 0.37 | 0.03 | -0.00 | - | - | - | - |
| 1979-80 | - | 0.00 | - | - | 0.37 | 0.54 | - | 0.03 | - | 0.03 | - |
| 1980-81 | - | 0.00 | - | - | 0.38 | 0.04 | - | 0.77 | - | 0.77 | - |
| 1981-82 | - | 0.01 | - | - | 0.38 | 0.09 | - | 1.13 | 1.13 | - | - |
| 1982-83 | - | 0.01 | - | - | 0.39 | 0.09 | - | 3.06 | 3.06 | - | - |
| 1983-84 | 0.85 | 0.01 | - | - | 0.38 | 0.09 | - | 4.51 | 4.51 | - | - |
| 1984-85 | 3.03 | 0.01 | - | - | 0.38 | 0.10 | - | 4.51 | 4.51 | - | - |
| 1985-86 | 3.45 | 0.01 | - | - | 0.39 | 0.05 | - | 4.83 | 4.83 | - | - |
| 1986-87 | - | - | - | - | - | - | - | 6.55 | 6.55 | - | - |
| 1987-88 | 4.88 | 0.02 | - | - | 0.41 | 0.09 | - | 6.67 | - | 6.67 | - |
| 1988-89 | 4.05 | 0.02 | - | - | 0.41 | 0.09 | - | 5.30 | - | 5.30 | - |
| 1989-90 | 4.05 | 0.02 | - | - | 0.42 | 0.09 | - | 0.48 | - | 0.48 | - |
| 1990-91 | 4.05 | 0.02 | - | - | 0.42 | 0.09 | - | 5.88 | - | 5.88 | - |
| 1991-92 | - | - | - | - | - | - | - | 0.20 | 0.20 | - | - |
| 1992-93 | 1.03 | 0.02 | - | - | 0.59 | 0.11 | - | 5.61 | - | 5.61 | - |
| 1993-94 | 0.38 | - | - | - | 0.68 | 0.11 | - | 10.40 | - | 10.40 | - |
| 1994-95 | - | - | - | - | 0.71 | 0.13 | - | 5.33 | - | 5.33 | - |
| 1995-96 | - | - | - | - | 0.70 | 0.13 | - | 5.33 | - | 5.33 | - |
| 1996-97 | - | - | - | - | - | - | - | 5.40 | 5.40 | - | - |

Source: Annual Budget Statements of Balochistan Government
Estimates of Receipts of Balochistan Government

Note:
i
ii
iii
iv
v

BALOCHISTAN GOVERNMENT REVENUE RECEIPTS

| Years | [Rs. in Million] | | | | | | | | | | |
|---------|--|------------------------|-----------------|-----------------------|---------------------|-------------|---------|--------|------|---------------|--------------------|
| | Civil Administration & Other Functions | General Administration | Organs Of State | Fiscal Administration | Economic Regulation | Law & Order | Justice | Police | Jail | Civil Defence | Community Services |
| 1972-73 | 46.88 | 1.08 | - | 0.06 | 1.02 | 1.22 | 0.53 | 0.61 | 0.08 | - | 0.93 |
| 1973-74 | 243.77 | 1.04 | - | 0.06 | 0.98 | 1.21 | 0.28 | 0.84 | 0.09 | - | 1.12 |
| 1974-75 | 322.16 | 0.99 | - | 0.06 | 0.93 | 1.68 | 0.29 | 1.31 | 0.09 | - | 1.22 |
| 1975-76 | 392.63 | 1.09 | - | 0.06 | 1.03 | 1.89 | 0.33 | 1.48 | 0.09 | - | 1.55 |
| 1976-77 | 503.04 | 1.17 | - | 0.05 | 1.12 | 2.24 | 0.33 | 1.80 | 0.11 | - | 2.30 |
| 1977-78 | 659.52 | 0.20 | 0.00 | 0.20 | - | 6.50 | 3.00 | 2.20 | 0.10 | 1.20 | 2.40 |
| 1978-79 | 755.77 | 0.20 | 0.02 | 0.19 | - | 5.65 | 3.30 | 2.23 | 0.12 | - | 3.69 |
| 1979-80 | 878.63 | 0.17 | - | 0.17 | - | 8.04 | 3.51 | 4.43 | 0.11 | - | 3.67 |
| 1980-81 | 1062.77 | 0.23 | - | 0.23 | - | 9.27 | 4.50 | 4.65 | 0.12 | - | 4.32 |
| 1981-82 | 1156.97 | 0.64 | - | 0.64 | - | 9.85 | 4.73 | 4.99 | 0.13 | - | 3.40 |
| 1982-83 | 1509.41 | 0.76 | 0.02 | 0.44 | 0.30 | 7.07 | 4.89 | 2.02 | 0.16 | - | 3.75 |
| 1983-84 | 1607.48 | 0.62 | 0.02 | 0.30 | 0.30 | 11.08 | 5.26 | 5.52 | 0.30 | - | 6.11 |
| 1984-85 | 1882.66 | 0.71 | 0.02 | 0.34 | 0.35 | 11.61 | 5.73 | 5.50 | 0.38 | - | 8.64 |
| 1985-86 | 2332.70 | 0.83 | 0.02 | 0.36 | 0.45 | 12.92 | 6.02 | 6.50 | 0.40 | - | 9.07 |
| 1986-87 | 3266.19 | 1.09 | 0.03 | 0.35 | 0.71 | 13.66 | 6.32 | 6.91 | 0.42 | - | 9.57 |
| 1987-88 | 4412.66 | 1.35 | 0.03 | 0.57 | 0.76 | 15.42 | 7.50 | 7.41 | 0.51 | - | 10.30 |
| 1988-89 | 2937.47 | 1.39 | 0.04 | 0.59 | 0.77 | 17.89 | 8.00 | 9.35 | 0.53 | - | 12.33 |
| 1989-90 | 2039.08 | 1.40 | 0.04 | 0.59 | 0.78 | 17.87 | 8.48 | 8.81 | 0.58 | - | 14.86 |
| 1990-91 | 3012.57 | 1.45 | 0.04 | 0.60 | 0.81 | 18.85 | 8.99 | 9.25 | 0.61 | - | 15.46 |
| 1991-92 | 1072.70 | 1.56 | 0.06 | 0.64 | 0.86 | 18.82 | 9.53 | 8.64 | 0.65 | - | 12.05 |
| 1992-93 | 882.23 | 1.62 | 0.07 | 0.64 | 0.91 | 21.79 | 10.10 | 11.01 | 0.69 | - | 20.33 |
| 1993-94 | 1343.28 | 1.64 | 0.07 | 0.65 | 0.91 | 29.55 | 11.11 | 17.67 | 0.77 | - | 28.18 |
| 1994-95 | 1010.55 | 1.83 | 0.08 | 0.71 | 1.04 | 32.49 | 11.78 | 19.93 | 0.79 | - | 30.39 |
| 1995-96 | 1903.81 | 1.93 | 0.08 | 0.74 | 1.11 | 34.45 | 12.48 | 21.13 | 0.83 | - | 35.00 |
| 1996-97 | 2306.95 | 2.06 | 0.09 | 0.78 | 1.19 | 36.60 | 13.11 | 22.61 | 0.88 | - | 38.03 |

Source: Annual Budget Statements of Balochistan Government
Estimates of Receipts of Balochistan Government

Note:
i
ii
iii
iv
v

BALOCHISTAN GOVERNMENT REVENUE RECEIPTS

| Years | [Rs. in Million] | | | | | | | | | | |
|---------|------------------|----------|--------------|------------------------|--------------------------|-----------------|-----------|------------|---------------|-----------------------|-------------------|
| | Civil Works | Building | Communcation | Public Health Services | Other Community Services | Social Services | Education | University | Arts Colleges | Professional Colleges | Secondary Schools |
| 1972-73 | 0.93 | 0.93 | - | - | - | 1.05 | 0.68 | 0.24 | 0.24 | - | 0.14 |
| 1973-74 | 1.12 | 1.12 | - | - | - | 1.05 | 0.69 | 0.25 | 0.25 | - | 0.15 |
| 1974-75 | 1.22 | 1.22 | - | - | - | 0.98 | 0.62 | 0.26 | 0.26 | - | 0.05 |
| 1975-76 | 1.55 | 1.55 | - | - | - | 1.15 | 0.61 | 0.28 | 0.28 | - | 0.02 |
| 1976-77 | 2.30 | 2.30 | - | - | - | 1.17 | 0.61 | - | - | - | - |
| 1977-78 | 2.40 | 2.40 | - | - | - | 1.37 | 0.61 | 0.28 | 0.28 | - | 0.03 |
| 1978-79 | 3.62 | 3.62 | - | - | 0.08 | 1.46 | 0.64 | 0.28 | 0.28 | - | 0.03 |
| 1979-80 | 3.67 | 3.67 | - | - | - | 1.73 | 0.88 | 0.35 | 0.35 | - | 0.09 |
| 1980-81 | 4.32 | 4.32 | - | - | - | 2.98 | 1.34 | 0.40 | 0.40 | - | 0.10 |
| 1981-82 | 3.40 | 3.40 | - | - | - | 3.50 | 1.41 | 0.42 | 0.42 | - | 0.11 |
| 1982-83 | 3.75 | 3.75 | - | - | - | 2.73 | 1.48 | 1.16 | 0.45 | 0.71 | 0.11 |
| 1983-84 | 6.11 | 6.11 | - | - | - | 3.09 | 1.55 | 1.16 | 0.46 | 0.71 | 0.15 |
| 1984-85 | 8.64 | 8.64 | - | - | - | 3.26 | 1.67 | 1.22 | 0.45 | 0.77 | 0.19 |
| 1985-86 | 9.07 | 9.07 | - | - | - | 4.80 | 2.89 | 1.35 | 0.55 | 0.80 | 0.29 |
| 1986-87 | 9.57 | 9.57 | - | - | - | 4.69 | 2.24 | - | - | - | - |
| 1987-88 | 10.30 | 10.30 | - | - | - | 5.60 | 2.34 | 1.07 | 0.62 | 0.45 | 0.36 |
| 1988-89 | 10.46 | 10.46 | - | 1.87 | - | 43.26 | 39.61 | 0.92 | 0.62 | 0.29 | 0.32 |
| 1989-90 | 11.11 | 11.11 | - | 3.74 | - | 7.63 | 3.63 | 0.93 | 0.63 | 0.30 | 0.33 |
| 1990-91 | 11.75 | 11.75 | - | 3.71 | - | 14.84 | 10.48 | 0.86 | 0.31 | 0.55 | 0.43 |
| 1991-92 | 7.81 | 7.81 | - | 4.24 | - | 10.84 | 6.06 | - | - | - | - |
| 1992-93 | 8.25 | 8.25 | - | 12.08 | - | 12.73 | 7.27 | 0.86 | 0.31 | 0.55 | 0.43 |
| 1993-94 | 15.30 | 15.30 | - | 12.88 | - | 15.45 | 9.50 | 0.94 | 0.34 | 0.60 | 0.45 |
| 1994-95 | 19.66 | 19.66 | - | 10.74 | - | 15.26 | 8.87 | 1.48 | 0.36 | 1.12 | 0.54 |
| 1995-96 | 21.40 | 21.40 | - | 13.60 | - | 20.45 | 9.65 | 1.55 | 0.38 | 1.17 | 0.59 |
| 1996-97 | 23.33 | 23.33 | - | 14.70 | - | 21.11 | 10.52 | 10.52 | 10.52 | - | - |

Source: Annual Budget Statements of Balochistan Government
Estimates of Receipts of Balochistan Government

Note:
i
ii
iii
iv
v

BALOCHISTAN GOVERNMENT REVENUE RECEIPTS

| Years | [Rs. in Million] | | | | | | | | | | |
|---------|------------------|-------------------|-----------------------------------|-----------------------|-------------------|-----------------------|-------------------------|--------|------------------|---------------------|-------------------|
| | Primary School: | Special Education | Technical & Commercial Institutes | Special Contributions | Education General | Receipts From Museums | Education Other General | Health | Health Education | Health User Charges | Hospital Receipts |
| 1972-73 | 0.01 | - | 0.03 | 0.24 | 0.01 | - | 0.02 | 0.36 | - | 0.30 | 0.30 |
| 1973-74 | 0.01 | - | 0.02 | 0.24 | 0.01 | - | 0.01 | 0.36 | - | 0.30 | 0.30 |
| 1974-75 | 0.01 | - | 0.03 | 0.25 | 0.01 | - | 0.01 | 0.36 | - | 0.30 | 0.30 |
| 1975-76 | 0.01 | - | 0.03 | 0.25 | 0.01 | - | 0.02 | 0.54 | - | 0.30 | 0.30 |
| 1976-77 | - | - | - | - | - | - | 0.61 | 0.56 | - | 0.56 | 0.56 |
| 1977-78 | 0.01 | - | 0.03 | 0.25 | 0.01 | - | 0.02 | 0.76 | - | 0.32 | 0.32 |
| 1978-79 | 0.01 | - | 0.05 | 0.25 | 0.01 | - | 0.02 | 0.76 | - | 0.33 | 0.33 |
| 1979-80 | - | 0.41 | - | - | 0.01 | - | 0.02 | 0.77 | - | 0.33 | 0.33 |
| 1980-81 | 0.62 | - | 0.06 | - | 0.15 | - | - | 1.44 | - | 0.65 | 0.65 |
| 1981-82 | 0.65 | - | 0.07 | - | 0.16 | - | - | 1.58 | - | 0.76 | 0.76 |
| 1982-83 | - | - | 0.05 | - | 0.16 | - | - | 0.99 | - | 0.78 | 0.78 |
| 1983-84 | - | - | 0.06 | - | 0.18 | - | 0.00 | 1.25 | - | 1.10 | 1.10 |
| 1984-85 | - | - | 0.07 | - | 0.19 | - | - | 1.30 | - | 1.10 | 1.10 |
| 1985-86 | - | - | 0.08 | - | 1.18 | - | - | 1.60 | - | 1.40 | 1.40 |
| 1986-87 | - | - | - | - | - | - | 2.24 | 2.05 | - | 2.05 | 2.05 |
| 1987-88 | - | - | 0.21 | - | 0.70 | - | - | 2.80 | - | 2.09 | 2.09 |
| 1988-89 | - | - | 0.22 | - | 38.16 | - | - | 3.15 | - | 2.30 | 2.30 |
| 1989-90 | - | - | 0.22 | - | 2.16 | - | - | 3.47 | - | 2.80 | 2.80 |
| 1990-91 | - | - | 0.22 | - | 8.97 | - | - | 3.84 | - | 3.00 | 3.00 |
| 1991-92 | - | - | - | - | - | - | 6.06 | 4.26 | - | 4.26 | 4.26 |
| 1992-93 | - | - | 0.22 | - | 5.76 | - | - | 4.92 | - | 4.00 | 4.00 |
| 1993-94 | - | - | 0.23 | - | 7.88 | - | - | 5.40 | - | 4.50 | 4.50 |
| 1994-95 | - | - | 0.24 | - | 6.62 | - | - | 5.83 | - | 4.86 | 4.86 |
| 1995-96 | - | - | 0.26 | - | 7.25 | - | - | 10.24 | - | 8.00 | 8.00 |
| 1996-97 | - | - | - | - | - | - | - | 10.59 | 10.01 | - | - |

Source: Annual Budget Statements of Balochistan Government
Estimates of Receipts of Balochistan Government

Note:
i
ii
iii
iv
v

BALOCHISTAN GOVERNMENT REVENUE RECEIPTS

[Rs. in Million]

| Years | Mental Hospital | Sale Of Medicines And Vaccines | Health Contributions | Others | Refunds | Manpower Management | Housing & Physical Planning | Social Security & Social Welfare | Economic Services | Agriculture & Food | Agriculture |
|---------|-----------------|--------------------------------|----------------------|--------|---------|---------------------|-----------------------------|----------------------------------|-------------------|--------------------|-------------|
| 1972-73 | - | - | - | 0.06 | - | - | - | - | 7.57 | 4.47 | 2.63 |
| 1973-74 | - | - | - | 0.05 | - | - | - | - | 9.80 | 6.48 | 4.43 |
| 1974-75 | - | - | - | 0.05 | - | - | - | - | 8.85 | 5.45 | 3.18 |
| 1975-76 | - | - | - | 0.23 | - | - | - | - | 16.41 | 13.02 | 9.88 |
| 1976-77 | - | - | - | - | - | - | - | - | 14.34 | 10.49 | 7.24 |
| 1977-78 | - | - | 0.00 | 0.44 | - | - | - | - | 18.64 | 13.70 | 10.00 |
| 1978-79 | - | - | - | 0.44 | - | - | - | 0.06 | 18.57 | 12.91 | 8.27 |
| 1979-80 | - | - | - | 0.44 | - | - | - | 0.09 | 19.65 | 14.64 | 8.86 |
| 1980-81 | - | - | - | 0.79 | - | - | - | 0.20 | 41.12 | 34.50 | 26.56 |
| 1981-82 | - | - | - | 0.82 | - | - | - | 0.51 | 38.40 | 31.95 | 21.99 |
| 1982-83 | - | - | - | 0.20 | - | - | - | 0.26 | 36.43 | 24.99 | 15.07 |
| 1983-84 | - | - | - | 0.14 | - | - | - | 0.29 | 66.74 | 50.18 | 38.81 |
| 1984-85 | - | - | - | 0.19 | - | - | - | 0.29 | 65.07 | 47.99 | 35.67 |
| 1985-86 | - | - | - | 0.14 | - | - | - | 0.31 | 72.26 | 54.98 | 42.45 |
| 1986-87 | - | - | - | - | - | - | - | 0.40 | 85.83 | 62.61 | 46.97 |
| 1987-88 | - | - | - | 0.51 | - | - | - | 0.46 | 124.95 | 103.43 | 85.10 |
| 1988-89 | - | - | - | 0.79 | - | - | - | 0.50 | 103.89 | 81.41 | 60.53 |
| 1989-90 | - | - | - | 0.60 | - | - | - | 0.53 | 119.07 | 94.57 | 69.45 |
| 1990-91 | - | - | - | 0.77 | - | - | - | 0.52 | 123.09 | 96.27 | 68.08 |
| 1991-92 | - | - | - | - | - | - | - | 0.52 | 117.50 | 95.06 | 64.75 |
| 1992-93 | - | - | - | 0.81 | - | - | - | 0.55 | 162.21 | 135.66 | 101.49 |
| 1993-94 | - | - | - | 0.80 | - | - | - | 0.55 | 177.77 | 148.89 | 112.36 |
| 1994-95 | - | - | - | 0.86 | - | - | - | 0.56 | 203.11 | 171.56 | 131.13 |
| 1995-96 | - | - | - | 1.26 | - | - | - | 0.56 | 232.24 | 190.61 | 148.68 |
| 1996-97 | - | - | - | 0.58 | - | - | - | - | 307.06 | 196.05 | 149.19 |

Source: Annual Budget Statements of Balochistan Government
Estimates of Receipts of Balochistan Government

Note:
i
ii
iii
iv
v

BALOCHISTAN GOVERNMENT REVENUE RECEIPTS

| Years | Fisheries | Animal Husbandry | Forest | Co-Operation | Irrigation & Embankments And Drainage Works | Water Rates | Sale Of Water | Irrigation Works Others | Refunds | Industrial And Mineral Resources | [Rs. in Million] |
|---------|-----------|------------------|--------|--------------|---|-------------|---------------|-------------------------|---------|----------------------------------|------------------------------------|
| | | | | | | | | | | | Provincial Excise Duty On Minerals |
| 1972-73 | 0.04 | 0.33 | 1.48 | - | 2.87 | - | - | 2.87 | - | 0.02 | - |
| 1973-74 | 0.05 | 0.49 | 1.51 | - | 3.09 | - | - | 3.09 | - | 0.02 | - |
| 1974-75 | 0.04 | 0.54 | 1.69 | - | 3.09 | - | - | 3.09 | - | 0.02 | - |
| 1975-76 | 0.07 | 1.18 | 1.89 | - | 3.09 | - | - | 3.09 | - | 0.05 | - |
| 1976-77 | 0.30 | 1.30 | 1.64 | - | 3.09 | 3.09 | - | - | - | 0.76 | - |
| 1977-78 | 0.10 | 2.00 | 1.60 | - | 3.30 | - | - | 3.30 | - | 1.00 | - |
| 1978-79 | 0.07 | 2.74 | 1.82 | - | 4.08 | - | - | 4.08 | - | 1.15 | - |
| 1979-80 | 0.15 | 3.50 | 2.14 | - | 4.42 | - | - | 4.42 | - | 0.49 | - |
| 1980-81 | 1.21 | 4.30 | 2.44 | - | 5.95 | - | - | 5.95 | - | 0.64 | - |
| 1981-82 | 2.48 | 4.73 | 2.76 | - | 6.13 | - | - | 6.13 | - | 0.30 | - |
| 1982-83 | 2.50 | 4.80 | 2.62 | - | 6.30 | - | - | 6.30 | - | 5.12 | - |
| 1983-84 | 2.07 | 6.30 | 3.00 | - | 9.09 | - | - | 9.09 | - | 7.44 | - |
| 1984-85 | 0.62 | 8.00 | 3.70 | - | 12.05 | - | - | 12.05 | - | 5.03 | - |
| 1985-86 | 0.25 | 9.50 | 2.78 | - | 13.13 | - | - | 13.13 | - | 4.14 | - |
| 1986-87 | 0.30 | 11.45 | 3.89 | - | 14.36 | 14.36 | - | - | - | 8.87 | - |
| 1987-88 | 0.45 | 13.68 | 4.20 | - | 17.44 | - | - | 17.44 | - | 4.09 | - |
| 1988-89 | 0.55 | 16.00 | 4.33 | - | 18.31 | - | - | 18.31 | - | 4.17 | - |
| 1989-90 | 0.63 | 20.00 | 4.50 | - | 20.09 | - | - | 20.09 | - | 4.40 | - |
| 1990-91 | 0.65 | 23.50 | 4.04 | - | 22.10 | - | - | 22.10 | - | 4.71 | - |
| 1991-92 | 0.85 | 24.80 | 4.66 | - | 17.37 | - | - | 17.37 | - | 5.07 | - |
| 1992-93 | 1.70 | 27.53 | 4.93 | - | 21.33 | - | - | 21.33 | - | 5.22 | - |
| 1993-94 | 2.00 | 30.17 | 4.36 | - | 23.47 | - | - | 23.47 | - | 5.42 | - |
| 1994-95 | 3.69 | 32.30 | 4.44 | - | 25.81 | - | - | 25.81 | - | 5.73 | - |
| 1995-96 | 2.20 | 36.59 | 3.13 | - | 35.49 | - | - | 35.49 | - | 6.14 | - |
| 1996-97 | 4.20 | 37.17 | 5.50 | - | 35.49 | 35.49 | - | - | - | 75.51 | - |

Source: Annual Budget Statements of Balochistan Government
Estimates of Receipts of Balochistan Government

Note:

- i
- ii
- iii
- iv
- v

BALOCHISTAN GOVERNMENT REVENUE RECEIPTS

[Rs. in Million]

| Years | Printing & Stationary | Industries | Sale Of Opium | Miscellaneous | Grants | Foreign Grant | Foreign Grant Development | Foreign Grant Non-Development | Other Grants From Fed. Government | Federal Govt. Development Grants | Federal Govt. Non-Development Grants |
|---------|-----------------------|------------|---------------|---------------|---------|---------------|---------------------------|-------------------------------|-----------------------------------|----------------------------------|--------------------------------------|
| 1972-73 | 0.01 | 0.01 | 0.21 | 35.04 | 29.34 | 5.00 | 5.00 | - | 24.34 | 12.01 | 12.33 |
| 1973-74 | 0.01 | 0.01 | 0.22 | 229.55 | 173.70 | 29.79 | 29.79 | - | 143.90 | 6.87 | 137.03 |
| 1974-75 | 0.01 | 0.01 | 0.29 | 308.44 | 109.45 | 15.57 | 15.57 | - | 93.88 | 6.50 | 87.38 |
| 1975-76 | 0.04 | 0.01 | 0.25 | 370.54 | 128.73 | 10.42 | 10.42 | - | 118.31 | 7.01 | 111.30 |
| 1976-77 | 0.10 | 0.66 | - | 481.82 | 236.34 | 17.99 | 17.99 | - | 218.35 | 11.69 | 206.66 |
| 1977-78 | 0.10 | 0.90 | 0.64 | 630.40 | 363.50 | 27.70 | 27.70 | - | 335.80 | 70.50 | 265.30 |
| 1978-79 | 0.11 | 1.04 | 0.43 | 726.21 | 449.71 | 35.81 | 35.81 | - | 413.90 | 121.83 | 292.07 |
| 1979-80 | 0.12 | 0.37 | 0.10 | 845.36 | 366.92 | 39.22 | 39.22 | - | 327.69 | 140.07 | 187.62 |
| 1980-81 | 0.18 | 0.46 | 0.02 | 1004.86 | 417.69 | 31.15 | 31.15 | - | 386.54 | 167.23 | 219.31 |
| 1981-82 | 0.10 | 0.20 | 0.02 | 1101.19 | 457.03 | 50.47 | 50.47 | - | 406.56 | 173.56 | 233.00 |
| 1982-83 | 4.56 | 0.56 | 0.02 | 1458.67 | 819.25 | 29.56 | 29.56 | - | 789.69 | 247.41 | 542.27 |
| 1983-84 | 6.06 | 1.39 | 0.02 | 1519.84 | 690.14 | 15.73 | 15.73 | - | 674.41 | 230.18 | 444.23 |
| 1984-85 | 4.43 | 0.60 | 0.00 | 1793.38 | 894.99 | 35.63 | 35.63 | - | 859.36 | 251.35 | 608.01 |
| 1985-86 | 3.51 | 0.63 | 0.00 | 2232.83 | 1114.68 | 23.86 | 23.86 | - | 1090.83 | 185.60 | 905.23 |
| 1986-87 | 3.56 | 5.31 | - | 3151.36 | 2100.80 | 45.19 | 45.19 | - | 2055.61 | 365.76 | 1689.85 |
| 1987-88 | 3.72 | 0.37 | 0.00 | 4255.04 | 3269.50 | 47.50 | 47.50 | - | 3222.00 | 1235.78 | 1986.22 |
| 1988-89 | 4.04 | 0.13 | 0.00 | 2758.71 | 2735.09 | 52.77 | 52.77 | - | 2682.32 | 1118.21 | 1564.10 |
| 1989-90 | 1.24 | 0.16 | 0.00 | 1878.26 | 1852.23 | 14.88 | 14.88 | - | 1837.35 | 687.60 | 1149.75 |
| 1990-91 | 4.50 | 0.21 | 0.00 | 2838.89 | 2813.27 | 11.50 | 11.50 | - | 2801.77 | 1274.97 | 1526.80 |
| 1991-92 | 4.80 | 0.27 | - | 911.94 | 880.03 | 376.48 | 376.48 | - | 503.55 | 373.88 | 129.67 |
| 1992-93 | 5.00 | 0.22 | 0.00 | 663.54 | 590.23 | 333.75 | 333.75 | - | 256.48 | 139.10 | 117.37 |
| 1993-94 | 5.20 | 0.22 | 0.00 | 1090.69 | 1028.32 | 618.85 | 618.85 | - | 409.48 | 302.11 | 107.37 |
| 1994-95 | 5.50 | 0.23 | 0.00 | 727.47 | 634.69 | 525.04 | 525.04 | - | 109.66 | 102.28 | 7.37 |
| 1995-96 | 6.00 | 0.14 | 0.00 | 1579.74 | 1119.52 | 929.35 | 929.35 | - | 190.17 | 141.15 | 49.02 |
| 1996-97 | 6.60 | 68.91 | - | 1902.10 | 1902.10 | 194.73 | 194.73 | - | 1707.37 | - | 1707.37 |

Source: Annual Budget Statements of Balochistan Government
Estimates of Receipts of Balochistan Government

Note:
i
ii
iii
iv
v

BALUCHISTAN GOVERNMENT CAPITAL RECEIPTS

| Years | Extra-Ordinary Receipts | Other Receipts [Not Elsewhere Stated] | Miscellaneous Adj. Between Fed. & Prov. | Capital Receipts | General Capital Receipts | Recoveries Of Investment | Recoveries Of Loans & Advances | Recoveries From Local Bodies | Recoveries From Financial Inst. | Recoveries From Non-Financial Inst. | [Rs. in Million] |
|---------|-------------------------|---------------------------------------|---|------------------|--------------------------|--------------------------|--------------------------------|------------------------------|---------------------------------|-------------------------------------|--------------------------------|
| | | | | | | | | | | | Recoveries From Govt. Servants |
| 1972-73 | - | 5.69 | - | 1427.53 | 1427.53 | - | 1.97 | 1.72 | - | - | 0.25 |
| 1973-74 | - | 5.81 | 50.05 | 4887.73 | 4887.73 | - | 4.86 | 4.64 | - | - | 0.22 |
| 1974-75 | - | 6.14 | 192.84 | 46428.30 | 46428.30 | - | 0.62 | 0.39 | - | - | 0.23 |
| 1975-76 | - | 5.33 | 236.47 | 48390.86 | 48390.86 | - | 0.97 | 0.49 | - | - | 0.48 |
| 1976-77 | - | 5.98 | 239.50 | 20589.43 | 20589.43 | - | 4.46 | 3.80 | - | - | 0.66 |
| 1977-78 | - | 7.70 | 259.20 | 5747.13 | 5747.13 | - | 0.94 | 0.20 | - | - | 0.74 |
| 1978-79 | - | 8.93 | 267.57 | 5515.32 | 5515.32 | - | 3.47 | 2.73 | - | - | 0.74 |
| 1979-80 | - | 8.74 | 469.71 | 4719.01 | 4719.01 | - | 7.28 | 5.52 | - | - | 1.76 |
| 1980-81 | - | 11.42 | 575.75 | 3881.54 | 3881.54 | - | 4.61 | - | 0.10 | - | 2.01 |
| 1981-82 | - | 12.89 | 631.27 | 3111.46 | 3111.46 | - | 6.62 | - | 0.10 | - | 2.72 |
| 1982-83 | - | 12.02 | 627.40 | 3174.61 | 3174.61 | - | 7.42 | - | 0.10 | - | 3.00 |
| 1983-84 | - | 17.00 | 812.70 | 1591.03 | 1591.03 | - | 8.76 | - | - | 0.97 | 3.23 |
| 1984-85 | - | 54.19 | 844.20 | 1144.92 | 1144.92 | - | 8.40 | - | - | 1.53 | 3.64 |
| 1985-86 | - | 21.04 | 1097.10 | 1797.00 | 1797.00 | - | 8.50 | - | - | 1.55 | 3.83 |
| 1986-87 | - | 20.76 | 1029.80 | 1969.77 | 1969.77 | - | 15.41 | 9.23 | - | - | 6.18 |
| 1987-88 | - | 26.35 | 959.20 | 1507.29 | 1507.29 | - | 18.64 | 0.21 | - | 6.38 | 6.61 |
| 1988-89 | - | 23.62 | - | 1334.27 | 1334.27 | - | 18.74 | 0.21 | - | 6.43 | 6.61 |
| 1989-90 | - | 26.03 | - | 2255.14 | 2255.14 | - | 19.10 | 0.21 | - | 6.38 | 7.08 |
| 1990-91 | - | 25.62 | - | 2807.73 | 2807.73 | - | 19.10 | 0.21 | - | 6.38 | 7.08 |
| 1991-92 | - | 31.91 | - | 5939.23 | 4215.17 | - | 17.56 | 10.48 | - | - | 7.08 |
| 1992-93 | - | 73.32 | - | 179449.47 | 177462.99 | - | 17.34 | - | - | 5.00 | 8.17 |
| 1993-94 | - | 62.37 | - | 3908.43 | 1866.05 | - | 15.82 | 2.86 | - | - | 8.77 |
| 1994-95 | - | 92.78 | - | 5218.09 | 2722.82 | - | 15.82 | 4.43 | - | - | 11.39 |
| 1995-96 | - | 99.08 | 361.14 | 4019.52 | 2727.04 | - | 20.04 | - | - | - | 15.44 |
| 1996-97 | - | - | - | 6031.21 | 4044.18 | - | 21.04 | 4.82 | - | - | 16.21 |

Source: Annual Budget Statements of Baluchistan Government
Estimates of Receipts of Baluchistan Government

- Note:
i
ii
iii
iv
v

BALUCHISTAN GOVERNMENT CAPITAL RECEIPTS

[Rs. in Million]

| Years | Recoveries From Private Sector | Recoveries From Others | Public Debt | Domestic Debt (Permanent) | Domestic Debt (Permanent) - Direct | Domestic Debt Received From Federal Government | Debt Raised Abroad | Floating Debt | Grants | Extraordinary Receipts | Development Capital Receipts |
|---------|--------------------------------------|------------------------------|-------------|------------------------------|--|---|-----------------------|---------------|--------|---------------------------|------------------------------------|
| 1972-73 | - | - | 1422.24 | 217.62 | 9.41 | 208.20 | - | 1204.63 | - | 3.32 | - |
| 1973-74 | - | - | 4882.87 | 182.87 | 49.20 | 133.67 | - | 4700.00 | - | - | - |
| 1974-75 | - | - | 46427.69 | 275.59 | - | 275.59 | - | 46152.10 | - | - | - |
| 1975-76 | - | - | 48389.89 | 279.89 | - | 279.89 | - | 48110.00 | - | - | - |
| 1976-77 | - | - | 20584.97 | 324.97 | 4.21 | 320.77 | - | 20260.00 | - | - | - |
| 1977-78 | - | - | 5746.19 | 264.69 | 14.19 | 250.50 | - | 5481.50 | - | - | - |
| 1978-79 | - | - | 5511.86 | 301.12 | 61.46 | 239.66 | - | 5210.74 | - | - | - |
| 1979-80 | - | - | 4711.73 | 311.73 | 54.24 | 257.49 | - | 4400.00 | - | - | - |
| 1980-81 | 2.50 | - | 3876.93 | 301.93 | - | 261.91 | 40.02 | 3575.00 | - | - | - |
| 1981-82 | 3.80 | - | 3104.84 | 364.84 | 38.55 | 300.10 | 26.19 | 2740.00 | - | - | - |
| 1982-83 | 4.33 | - | 3167.19 | 517.19 | 40.30 | 431.45 | 45.44 | 2650.00 | - | - | - |
| 1983-84 | 4.56 | - | 1582.28 | 701.28 | 325.30 | 335.31 | 40.67 | 881.00 | - | - | - |
| 1984-85 | 3.23 | - | 1136.52 | 681.27 | - | 636.63 | 44.64 | 455.25 | - | - | - |
| 1985-86 | 3.12 | - | 1788.50 | 907.50 | - | 773.89 | 133.61 | 881.00 | - | - | - |
| 1986-87 | - | - | 1954.37 | 1081.17 | - | 1081.17 | - | 873.20 | - | - | - |
| 1987-88 | 5.44 | - | 1488.65 | 546.65 | 14.19 | 445.26 | 87.21 | 942.00 | - | - | - |
| 1988-89 | 5.44 | - | 1315.53 | 541.39 | - | 541.39 | - | 774.14 | - | - | - |
| 1989-90 | 5.44 | - | 2236.04 | 1320.70 | - | 1320.70 | - | 915.35 | - | - | - |
| 1990-91 | 5.44 | - | 2788.63 | 1429.96 | - | 1429.96 | - | 1358.67 | - | - | - |
| 1991-92 | - | - | 4197.61 | 38.55 | - | 38.55 | - | 4159.06 | - | - | 1724.07 |
| 1992-93 | 4.17 | - | 177445.65 | 40.30 | - | 40.30 | - | 177405.36 * | - | - | 1986.48 |
| 1993-94 | 4.19 | - | 1850.24 | 325.30 | - | 325.30 | - | 1524.94 | - | - | 2042.38 |
| 1994-95 | - | - | 2707.00 | - | - | - | - | 2707.00 | - | - | 2495.27 |
| 1995-96 | 4.59 | - | 2707.00 | - | - | - | - | 2707.00 | - | - | 1292.48 |
| 1996-97 | - | - | 4023.15 | - | - | - | - | 4023.15 | - | - | 1987.02 |

Source: Annual Budget Statements of Balochistan Government
Estimates of Receipts of Balochistan Government

Note:
i
ii
iii
iv
v

BALOCHISTAN GOVERNMENT CAPITAL RECEIPTS

[Rs. in Million]

| Years | Domestic Debt (Permanent) | Domestic Debt (Permanent)- Direct | Domestic Debt Received From Federal Government | Foreign Debt (Permanent) | Foreign Debt (Permanent)- Direct | Foreign Debt Received From Federal Government | Public Account (Net) |
|---------|------------------------------|---|---|-----------------------------|--|--|-------------------------|
| 1972-73 | - | - | - | - | - | - | 56.47 |
| 1973-74 | - | - | - | - | - | - | -191.51 |
| 1974-75 | - | - | - | - | - | - | -61.62 |
| 1975-76 | - | - | - | - | - | - | -240.39 |
| 1976-77 | - | - | - | - | - | - | -166.78 |
| 1977-78 | - | - | - | - | - | - | -79.10 |
| 1978-79 | - | - | - | - | - | - | -70.26 |
| 1979-80 | - | - | - | - | - | - | 294.99 |
| 1980-81 | - | - | - | - | - | - | -37.52 |
| 1981-82 | - | - | - | - | - | - | 100.97 |
| 1982-83 | - | - | - | - | - | - | -167.53 |
| 1983-84 | - | - | - | - | - | - | -176.14 |
| 1984-85 | - | - | - | - | - | - | -198.05 |
| 1985-86 | - | - | - | - | - | - | -87.64 |
| 1986-87 | - | - | - | - | - | - | -55.23 |
| 1987-88 | - | - | - | - | - | - | 703.38 |
| 1988-89 | - | - | - | - | - | - | 31.66 |
| 1989-90 | - | - | - | - | - | - | 43.57 |
| 1990-91 | - | - | - | - | - | - | 44.04 |
| 1991-92 | 1372.10 | - | 1372.10 | 351.97 | - | 351.97 | 48.17 |
| 1992-93 | 1329.50 | - | 1329.50 | 656.97 | - | 656.97 | 61.57 |
| 1993-94 | 1515.28 | - | 1515.28 | 527.10 | - | 527.10 | 91.51 |
| 1994-95 | 723.91 | - | 723.91 | 1771.36 | - | 1771.36 | 105.69 |
| 1995-96 | 186.56 | - | 186.56 | 1105.93 | - | 1105.93 | 140.80 |
| 1996-97 | 319.80 | - | 319.80 | 1667.22 | - | 1667.22 | 147.84 |

Source: Annual Budget Statements of Balochistan Government
Estimates of Receipts of Balochistan Government

Note:
i
ii
iii
iv
v

BALOCHISTAN GOVERNMENT REVENUE EXPENDITURE

| Years | Provincial Expenditure | Revenue Expenditure | General Administration | Organ Of State | Fiscal Administration | Finance Department | Board Of Revenue - Excise & Taxation Dept. | Board Of Revenue | Tax Management - Excise & Taxation Dept. | Pension | [Rs. in Million] | Others Group Insurance & Benevolent Fund |
|---------|------------------------|---------------------|------------------------|----------------|-----------------------|--------------------|--|------------------|--|---------|------------------|--|
| | | | | | | | | | | | | |
| 1972-73 | 1669.07 | 181.24 | 20.66 | 16.21 | 4.45 | - | 2.25 | - | 2.25 | 1.44 | | 0.75 |
| 1973-74 | 5227.24 | 249.64 | 24.59 | 19.43 | 5.16 | - | 2.75 | - | 2.75 | 1.67 | | 0.75 |
| 1974-75 | 46625.15 | 379.95 | 37.93 | 31.82 | 6.11 | - | 3.41 | - | 3.41 | 1.95 | | 0.75 |
| 1975-76 | 44768.29 | 473.04 | 37.92 | 30.18 | 7.68 | - | 4.56 | 0.07 | 4.49 | 2.22 | | 0.90 |
| 1976-77 | 21161.48 | 598.70 | 50.79 | 42.25 | 8.54 | - | 5.34 | - | 5.34 | 2.31 | | 0.90 |
| 1977-78 | 6585.40 | 695.70 | 50.20 | 39.20 | 11.00 | - | 7.50 | - | 7.50 | 2.50 | | 1.00 |
| 1978-79 | 6356.75 | 763.37 | 57.42 | 42.45 | 14.98 | - | 8.13 | - | 8.13 | 3.85 | | 3.00 |
| 1979-80 | 5462.50 | 901.54 | 64.05 | - | 64.05 | - | 57.05 | 0.11 | 56.94 | 4.00 | | 3.00 |
| 1980-81 | 5015.23 | 1181.77 | 73.60 | - | 73.60 | - | 64.00 | - | 64.00 | 5.60 | | 4.00 |
| 1981-82 | 4105.46 | 1263.29 | 107.40 | - | 107.40 | - | 89.77 | - | 89.77 | 7.63 | | 10.00 |
| 1982-83 | 4925.20 | 1593.99 | 166.76 | - | 166.76 | - | 125.52 | - | 125.52 | 20.39 | | 20.85 |
| 1983-84 | 3586.22 | 1916.05 | 200.04 | - | 200.04 | - | 160.04 | - | 160.04 | 13.14 | | 26.86 |
| 1984-85 | 3786.25 | 2202.02 | 200.03 | - | 200.03 | - | 155.23 | - | 155.23 | 16.45 | | 28.35 |
| 1985-86 | 5069.13 | 2793.35 | 328.13 | - | 328.13 | - | 273.07 | - | 273.07 | 23.17 | | 31.89 |
| 1986-87 | 6426.73 | 3534.38 | 347.59 | - | 347.69 | - | 279.37 | - | 279.37 | 28.63 | | 39.70 |
| 1987-88 | 6886.11 | 3953.78 | 404.42 | - | 404.42 | - | 261.77 | - | 261.77 | 62.65 | | 80.00 |
| 1988-89 | 7381.59 | 4151.67 | 449.62 | - | 449.62 | - | 294.13 | - | 294.13 | 65.49 | | 90.00 |
| 1989-90 | 7979.17 | 4457.88 | 507.57 | - | 507.57 | - | 306.19 | - | 306.19 | 108.38 | | 93.00 |
| 1990-91 | 9552.68 | 5317.78 | 734.70 | - | 734.70 | - | 426.26 | - | 426.26 | 130.04 | | 178.40 |
| 1991-92 | 15186.23 | 6540.30 | 728.82 | - | 728.82 | - | 528.68 | - | 528.68 | 200.14 | | - |
| 1992-93 | 189906.20 | 8044.73 | 1101.25 | 666.18 | 389.01 | 50.80 | 18.06 | 0.98 | 17.08 | 320.15 | | - |
| 1993-94 | 15998.29 | 8825.27 | 1133.11 | 728.87 | 360.53 | 74.22 | 24.14 | 1.89 | 22.25 | 262.17 | | - |
| 1994-95 | 17856.74 | 9894.31 | 1045.63 | 571.32 | 424.65 | 119.68 | 28.90 | 2.03 | 26.88 | 276.07 | | - |
| 1995-96 | 20344.07 | 11514.55 | 1747.47 | 596.50 | 1089.03 | 339.07 | 32.37 | 2.06 | 30.31 | 717.59 | | - |
| 1996-97 | 22821.54 | 12913.24 | 1790.69 | 1317.85 | 472.84 | - | 35.08 | 2.03 | 33.05 | 437.76 | | - |

Source: Annual Budget Statements of Balochistan Government
Estimates of Charged Expenditure and Demands for Grants

Note:
i
ii
iii
iv
v

BALOCHISTAN GOVERNMENT REVENUE EXPENDITURE

| Years | [Rs. in Million] | | | | | | | | | | |
|---------|---------------------|------------|-------------------------|----------------------|-------------|-------------------|-----------------------------|--------------------------|---------------|------------------------------------|-------|
| | Economic Regulation | Statistics | Publicity & Information | Others Training Etc. | Law & Order | Justice Law Court | Police & Civil Armed Forces | Jails & Detention Places | Civil Defence | Training & Research In Law & Order | Other |
| 1972-73 | - | - | - | - | 27.45 | 0.71 | 23.45 | 1.69 | - | - | 1.61 |
| 1973-74 | - | - | - | - | 30.79 | 0.79 | 25.91 | 1.83 | - | - | 2.26 |
| 1974-75 | - | - | - | - | 45.60 | 0.96 | 39.02 | 2.35 | - | - | 3.28 |
| 1975-76 | - | 0.06 | - | - | 53.94 | 1.18 | 47.32 | 3.07 | - | - | 2.36 |
| 1976-77 | - | - | - | - | 73.53 | 3.16 | 58.54 | 5.00 | - | - | 6.83 |
| 1977-78 | - | - | - | - | 82.30 | 3.20 | 68.30 | 4.20 | 0.20 | - | 6.40 |
| 1978-79 | - | - | - | - | 83.42 | 3.45 | 68.20 | 4.28 | 0.21 | - | 7.28 |
| 1979-80 | - | - | - | - | 86.38 | 3.50 | 77.31 | 5.40 | 0.18 | - | - |
| 1980-81 | - | - | - | - | 104.87 | 3.97 | 94.22 | 6.44 | 0.24 | - | - |
| 1981-82 | - | - | - | - | 125.02 | 5.85 | 109.88 | 8.82 | 0.21 | - | 0.25 |
| 1982-83 | - | - | - | - | 153.45 | 6.10 | 136.12 | 10.03 | 0.88 | - | 0.33 |
| 1983-84 | - | - | - | - | 217.58 | 9.28 | 197.61 | 9.69 | 0.63 | - | 0.37 |
| 1984-85 | - | - | - | - | 232.89 | 10.51 | 207.15 | 13.74 | 1.09 | - | 0.41 |
| 1985-86 | - | - | - | - | 292.34 | 10.45 | 264.25 | 16.88 | 0.33 | - | 0.43 |
| 1986-87 | - | - | - | - | 338.17 | 11.81 | 306.62 | 18.83 | 0.47 | - | 0.44 |
| 1987-88 | - | - | - | - | 400.00 | 14.56 | 365.12 | 18.10 | 1.63 | - | 0.59 |
| 1988-89 | - | - | - | - | 423.21 | 17.24 | 383.88 | 20.16 | 1.24 | - | 0.69 |
| 1989-90 | - | - | - | - | 453.49 | 16.74 | 413.56 | 20.34 | 1.10 | - | 1.75 |
| 1990-91 | - | - | - | - | 529.90 | 23.37 | 479.08 | 25.05 | 0.98 | - | 1.42 |
| 1991-92 | - | - | - | - | 737.10 | 33.01 | 671.87 | 28.60 | 1.81 | - | 1.81 |
| 1992-93 | 20.66 | 2.81 | 22.59 | - | 927.66 | 34.52 | 858.90 | 30.23 | 1.49 | - | 2.53 |
| 1993-94 | 18.64 | 3.22 | 21.84 | - | 952.84 | 37.16 | 876.85 | 34.49 | 1.72 | - | 2.62 |
| 1994-95 | 20.88 | 3.68 | 25.10 | - | 1184.58 | 48.79 | 1083.05 | 47.16 | 2.34 | - | 3.24 |
| 1995-96 | 23.16 | 4.61 | 34.17 | - | 1175.83 | 57.40 | 1065.31 | 46.81 | 2.33 | - | 3.98 |
| 1996-97 | - | - | - | - | 1317.96 | 57.69 | 1206.72 | 46.60 | 2.74 | - | 4.20 |

Source: Annual Budget Statements of Balochistan Government
Estimates of Charged Expenditure and Demands for Grants

Note:
i
ii
iii
iv
v

BALOCHISTAN GOVERNMENT REVENUE EXPENDITURE

| Years | [Rs. in Million] | | | | | | | | | | |
|---------|--------------------|--------|------------------------|-----------------------------|--------------------------|----------------|------------------------|---|--------------------------|-----------------|-----------|
| | Community Services | Works | Administration (Works) | Highways, Roads and Bridges | Buildings And Structures | Others (Works) | Public Health Services | Urban/Town Planning And Regulatory Services | Other Community Services | Social Services | Education |
| 1972-73 | 26.82 | 26.59 | 26.59 | - | - | - | 0.23 | - | - | 36.89 | 26.87 |
| 1973-74 | 42.06 | 41.82 | 41.82 | - | - | - | 0.24 | - | - | 50.11 | 35.74 |
| 1974-75 | 54.09 | 53.83 | 53.83 | - | - | - | 0.26 | - | - | 78.14 | 56.64 |
| 1975-76 | 66.72 | 66.40 | 26.20 | 25.59 | 14.61 | - | 0.31 | - | - | 100.26 | 67.76 |
| 1976-77 | 78.02 | 77.69 | 77.69 | - | - | - | 0.33 | - | - | 117.26 | 81.30 |
| 1977-78 | 83.60 | 83.20 | 83.20 | - | - | - | 0.40 | - | - | 139.80 | 106.18 |
| 1978-79 | 90.53 | 90.16 | 90.16 | - | - | - | 0.37 | - | - | 158.04 | 117.80 |
| 1979-80 | 113.75 | 113.32 | 113.32 | - | - | - | 0.43 | - | - | 195.15 | 121.35 |
| 1980-81 | 156.85 | 152.42 | 47.11 | - | 105.32 | - | 4.43 | - | - | 234.14 | 153.91 |
| 1981-82 | 164.02 | 162.16 | 162.16 | - | - | - | - | - | 1.85 | 254.04 | 169.26 |
| 1982-83 | 203.13 | 200.95 | 200.95 | - | - | - | - | - | 2.18 | 316.79 | 208.82 |
| 1983-84 | 244.07 | 218.64 | 218.64 | - | - | - | 22.61 | - | 2.83 | 393.81 | 265.08 |
| 1984-85 | 290.91 | 260.11 | 260.11 | - | - | - | 26.98 | - | 3.82 | 508.75 | 348.09 |
| 1985-86 | 376.59 | 337.98 | 337.98 | - | - | - | 34.51 | - | 4.10 | 622.36 | 418.01 |
| 1986-87 | 445.82 | 396.69 | 396.69 | - | - | - | 43.25 | - | 5.87 | 868.90 | 577.45 |
| 1987-88 | 507.27 | 411.79 | 411.79 | - | - | - | 87.84 | - | 7.63 | 1064.96 | 704.35 |
| 1988-89 | 479.77 | 370.26 | 370.26 | - | - | - | 102.25 | - | 7.20 | 1084.89 | 713.37 |
| 1989-90 | 515.65 | 388.01 | 388.01 | - | - | - | 118.58 | - | 9.05 | 1208.25 | 806.25 |
| 1990-91 | 591.92 | 457.29 | 457.29 | - | - | - | 124.06 | 0.45 | 10.11 | 1433.49 | 949.86 |
| 1991-92 | 756.78 | 568.48 | 568.48 | - | - | - | 175.58 | 1.26 | 11.46 | 1863.68 | 1262.78 |
| 1992-93 | 880.83 | 584.29 | 392.05 | 97.32 | 94.92 | - | 280.24 | 1.75 | 14.56 | 2221.81 | 1534.23 |
| 1993-94 | 967.90 | 666.28 | 448.59 | 87.24 | 130.45 | - | 283.05 | 2.07 | 16.51 | 2515.21 | 1730.12 |
| 1994-95 | 1092.15 | 774.76 | 548.05 | 112.86 | 113.86 | - | 298.14 | 1.97 | 17.29 | 2782.06 | 1881.45 |
| 1995-96 | 1260.73 | 819.61 | 604.61 | 97.65 | 117.35 | - | 335.71 | 3.53 | 101.87 | 3306.14 | 2334.96 |
| 1996-97 | 1402.13 | 956.91 | 956.91 | - | - | - | 337.47 | 2.08 | 105.67 | 3964.53 | 2786.84 |

Source: Annual Budget Statements of Balochistan Government
Estimates of Charged Expenditure and Demands for Grants

Note:

- i
- ii
- iii
- iv
- v

BALOCHISTAN GOVERNMENT REVENUE EXPENDITURE

| Years | [Rs. in Million] | | | | | | | | | | |
|---------|------------------------------------|---|--|-------------------------|------------------------|----------------------|---|--------------------------------------|----------------------|-----------------------|-----------------------------|
| | Adminis- tration (Education) | General Universities/ Colleges/ Institutes | Professional/ Technical Universities | Medical School/Inst. | Secondary Education | Primary Education | School For Handicapped/ Retarded Persons | Archives Libraries And Museums | Student's Hostels | Others (Education) | Teacher's Training (Sap) |
| 1972-73 | - | - | - | - | - | - | - | - | - | - | 26.87 |
| 1973-74 | - | - | - | - | - | - | - | - | - | 35.74 | - |
| 1974-75 | - | 7.61 | - | 2.65 | 9.01 | 20.30 | - | - | - | 17.07 | - |
| 1975-76 | - | 10.43 | - | - | 12.75 | 29.37 | 3.78 | - | - | 11.43 | - |
| 1976-77 | - | - | - | - | - | - | - | - | - | 81.30 | - |
| 1977-78 | - | 18.24 | - | 5.72 | 21.58 | 39.75 | - | - | - | 20.89 | - |
| 1978-79 | - | 20.83 | - | 5.30 | 22.66 | 45.68 | - | - | - | 23.34 | - |
| 1979-80 | 6.57 | 13.41 | 1.02 | 4.84 | 26.68 | 50.51 | - | - | - | 18.33 | - |
| 1980-81 | 7.73 | 21.03 | 1.41 | 5.33 | 32.11 | 55.16 | - | 0.20 | - | 30.93 | - |
| 1981-82 | 9.94 | 24.93 | 2.72 | 10.10 | 37.31 | 68.71 | - | 0.79 | - | 14.75 | - |
| 1982-83 | 14.01 | 29.23 | 1.79 | 8.90 | 46.22 | 88.49 | - | 0.27 | - | 19.91 | - |
| 1983-84 | 16.87 | 36.98 | 2.27 | 10.57 | 59.49 | 112.85 | - | 0.35 | - | 25.68 | - |
| 1984-85 | 22.21 | 41.73 | 2.85 | 13.69 | 72.80 | 148.71 | - | 0.40 | - | 45.69 | - |
| 1985-86 | 28.61 | 59.38 | 3.70 | 16.08 | 98.50 | 167.16 | - | 0.46 | - | 44.12 | - |
| 1986-87 | 41.11 | 86.02 | 3.74 | 21.73 | 125.53 | 205.25 | - | 1.13 | - | 92.94 | - |
| 1987-88 | 41.34 | 80.24 | 4.74 | 22.49 | 135.57 | 330.91 | - | 2.39 | - | 86.68 | - |
| 1988-89 | 48.12 | 93.66 | 4.56 | 19.94 | 142.34 | 361.94 | - | 0.60 | - | 42.20 | - |
| 1989-90 | 49.28 | 98.29 | 4.63 | 24.97 | 153.68 | 429.52 | - | 0.74 | - | 45.13 | - |
| 1990-91 | - | - | - | - | - | - | - | - | - | 949.86 | - |
| 1991-92 | 79.37 | 162.92 | 5.32 | 33.93 | 268.13 | 675.49 | - | 1.00 | - | 36.62 | - |
| 1992-93 | 78.37 | 187.34 | 7.31 | 46.34 | 326.63 | 860.27 | - | 1.99 | - | 25.98 | - |
| 1993-94 | 83.97 | 228.31 | 7.60 | 53.96 | 403.43 | 921.57 | - | 2.39 | - | 28.89 | - |
| 1994-95 | 123.46 | 208.69 | 29.79 | 69.40 | 659.53 | 743.69 | - | 3.42 | - | 43.46 | - |
| 1995-96 | 154.94 | 272.70 | 9.34 | 75.75 | 814.83 | 934.57 | - | 3.14 | 21.37 | 48.33 | - |
| 1996-97 | 2785.67 | - | - | - | - | - | - | 1.17 | - | - | - |

Source: Annual Budget Statements of Balochistan Government
Estimates of Charged Expenditure and Demands for Grants

Note:
i
ii
iii
iv
v

BALOCHISTAN GOVERNMENT REVENUE EXPENDITURE

| Years | [Rs. in Million] | | | | | | | | | | |
|---------|------------------|---------------------|-------------------------------------|---------------------|----------------------------|--|--|--------------|--|--------------------|------------------------------------|
| | Health | Adminis- tration | General Hospitals And Clinics | Mental Hospitals | Mother And Child Health | Other Health Facilities And Preventive Measures | Chemical Examiner And Health Laboratories | Drug Control | Research And Development Of Unani Medicines | Others (Health) | Manpower & Labour Management |
| 1972-73 | 9.90 | - | - | - | - | - | - | - | - | 9.90 | - |
| 1973-74 | 14.25 | - | - | - | - | - | - | - | - | 14.25 | - |
| 1974-75 | 18.34 | 3.35 | 13.10 | - | - | - | - | - | - | 1.89 | - |
| 1975-76 | 25.28 | 3.60 | 14.32 | - | - | - | - | - | - | 7.36 | 1.29 |
| 1976-77 | 32.46 | - | - | - | - | - | - | - | - | 32.46 | - |
| 1977-78 | 32.63 | 5.11 | 21.19 | - | - | - | - | - | - | 6.33 | - |
| 1978-79 | 37.24 | 5.19 | 25.42 | - | - | - | 0.11 | - | - | 6.52 | - |
| 1979-80 | 40.21 | 2.63 | - | - | - | - | - | - | - | 37.58 | - |
| 1980-81 | 45.80 | 3.72 | 37.27 | - | 1.63 | 2.97 | 0.13 | - | - | - | - |
| 1981-82 | 73.31 | 5.90 | 57.19 | - | 1.90 | 8.13 | 0.14 | 0.05 | - | - | 6.34 |
| 1982-83 | 89.94 | 5.49 | 72.60 | - | 2.17 | 9.48 | 0.16 | 0.04 | - | - | 8.56 |
| 1983-84 | 109.12 | 6.09 | 89.23 | - | 2.66 | 10.86 | 0.20 | 0.07 | - | - | 9.82 |
| 1984-85 | 136.75 | 6.90 | 114.48 | - | 2.83 | 12.25 | 0.27 | 0.03 | - | - | 11.46 |
| 1985-86 | 167.77 | 8.73 | 141.68 | - | 3.40 | 13.66 | 0.28 | 0.02 | - | - | 14.55 |
| 1986-87 | 155.71 | 9.32 | 225.12 | - | 3.36 | 17.62 | 0.25 | 0.03 | - | - | 17.12 |
| 1987-88 | 306.44 | 11.23 | 260.83 | - | 4.36 | 27.71 | 0.29 | 0.14 | - | 1.88 | 20.59 |
| 1988-89 | 314.75 | 12.38 | 267.91 | - | 4.93 | 29.01 | 0.28 | 0.24 | - | - | 22.60 |
| 1989-90 | 340.32 | 14.25 | 290.85 | - | 5.48 | 28.96 | 0.30 | 0.48 | - | - | 25.99 |
| 1990-91 | 387.31 | - | - | - | - | - | - | - | - | 387.31 | 32.42 |
| 1991-92 | 482.60 | 22.85 | 408.67 | - | 7.78 | 42.07 | 0.44 | 0.78 | - | - | 45.84 |
| 1992-93 | 565.48 | 24.98 | 476.06 | - | 9.75 | 53.36 | 0.46 | 0.87 | - | - | 48.70 |
| 1993-94 | 648.44 | 30.72 | 550.01 | - | 10.51 | 55.41 | 0.47 | 1.31 | - | - | 52.38 |
| 1994-95 | 747.68 | 51.49 | 617.36 | - | 19.42 | 57.47 | 0.53 | 1.42 | - | - | 65.48 |
| 1995-96 | 822.63 | 55.38 | 680.24 | - | 20.37 | 64.27 | 0.61 | 1.76 | - | - | 61.33 |
| 1996-97 | 1020.33 | 1020.33 | - | - | - | - | - | - | - | - | 73.00 |

Source: Annual Budget Statements of Balochistan Government
Estimates of Charged Expenditure and Demands for Grants

Note:
i
ii
iii
iv
v

BALOCHISTAN GOVERNMENT REVENUE EXPENDITURE

| Years | (Rs. in Million) | | | | | | | | | | |
|---------|----------------------------|--------------------------------|---|--------------------------------------|-------------------|--------------------|--------------------|-------------|-----------------|------------------|----------|
| | Housing & Physical Planing | Sports & Recreation Facilities | Social Security & Other Welfare Measure | Natural Calamities & Other Disasters | Religious Affairs | Economics Services | Agriculture & Food | Agriculture | Land Management | Animal Husbandry | Forestry |
| 1972-73 | - | - | - | 0.12 | - | 29.28 | 18.12 | 11.39 | - | 3.60 | 2.48 |
| 1973-74 | - | - | - | 0.12 | - | 47.81 | 33.16 | 25.56 | - | 4.20 | 2.54 |
| 1974-75 | - | - | - | 3.17 | - | 51.44 | 30.59 | 19.33 | - | 6.46 | 3.75 |
| 1975-76 | - | - | 2.17 | 3.50 | 0.25 | 65.14 | 35.09 | 21.00 | - | 8.74 | 4.08 |
| 1976-77 | - | - | - | 3.50 | - | 78.37 | 42.03 | 26.34 | - | 10.27 | 3.78 |
| 1977-78 | - | - | - | 1.00 | - | 93.40 | 51.00 | 31.20 | - | 12.20 | 4.70 |
| 1978-79 | - | - | - | 3.00 | - | 101.07 | 54.84 | 33.15 | - | 13.42 | 5.51 |
| 1979-80 | - | - | 25.71 | 7.87 | - | 111.23 | 60.77 | 36.47 | - | 14.66 | 6.41 |
| 1980-81 | - | - | 8.64 | 25.80 | - | 166.79 | 77.39 | 47.14 | - | 19.75 | 7.27 |
| 1981-82 | - | - | 3.18 | 1.25 | 0.70 | 210.94 | 99.15 | 55.72 | 6.83 | 25.75 | 8.26 |
| 1982-83 | - | 0.14 | 5.73 | 2.43 | 1.17 | 242.34 | 121.36 | 67.58 | 8.45 | 31.38 | 10.44 |
| 1983-84 | - | 0.28 | 6.13 | 2.00 | 1.38 | 288.75 | 154.07 | 85.95 | 9.71 | 38.92 | 14.18 |
| 1984-85 | - | 1.50 | 7.64 | 1.85 | 1.45 | 321.64 | 180.45 | 99.12 | 11.13 | 49.51 | 16.00 |
| 1985-86 | - | 4.46 | 10.35 | 3.13 | 4.10 | 384.45 | 204.92 | 114.62 | 11.80 | 56.10 | 16.32 |
| 1986-87 | - | 3.88 | 9.50 | 3.00 | 2.25 | 436.40 | 255.15 | 138.35 | 13.25 | 76.09 | 19.89 |
| 1987-88 | - | 2.72 | 15.19 | 12.80 | 2.87 | 489.07 | 298.03 | 168.42 | 15.61 | 83.04 | 20.93 |
| 1988-89 | - | 3.32 | 20.34 | 7.80 | 2.71 | 517.37 | 321.57 | 186.33 | 15.62 | 87.42 | 23.53 |
| 1989-90 | - | 3.52 | 22.77 | 6.20 | 3.21 | 540.03 | 334.74 | 191.62 | 16.11 | 89.02 | 28.43 |
| 1990-91 | - | 3.28 | 33.93 | 22.80 | 3.89 | 615.88 | 402.80 | 209.10 | 21.68 | 113.60 | 45.94 |
| 1991-92 | - | 6.73 | 42.67 | 13.30 | 9.76 | 789.18 | 506.29 | 270.93 | 21.54 | 148.26 | 48.20 |
| 1992-93 | - | 11.32 | 33.49 | 16.13 | 12.46 | 893.59 | 581.15 | 335.03 | 29.29 | 145.88 | 50.18 |
| 1993-94 | - | 12.03 | 42.62 | 17.80 | 11.83 | 986.08 | 651.46 | 367.71 | 32.68 | 180.64 | 48.22 |
| 1994-95 | - | 20.85 | 48.81 | 6.00 | 11.80 | 1164.63 | 783.55 | 432.62 | 38.15 | 225.81 | 62.78 |
| 1995-96 | - | 12.55 | 47.73 | 15.50 | 11.44 | 1279.17 | 877.15 | 471.50 | 44.47 | 268.73 | 65.08 |
| 1996-97 | - | 12.49 | 56.32 | 5.00 | 10.55 | 1391.50 | 896.85 | 484.86 | 45.49 | 265.84 | 70.01 |

Source: Annual Budget Statements of Balochistan Government
Estimates of Charged Expenditure and Demands for Grants

Note:
i
ii
iii
iv
v

BALOCHISTAN GOVERNMENT REVENUE EXPENDITURE

| Years | [Rs. in Million] | | | | | | | | | | |
|---------|------------------|--------|--------------|------------|------------------|--------------|-------------------|--------------------------------|-----------------------|----------------------------|-------------------------|
| | Fisheries | Others | Co-Operation | Irrigation | Land Reclamation | Fuel & Power | Rural Development | Industries & Mineral Resources | Stationery & Printing | Transport & Communications | Other Economic Services |
| 1972-73 | 0.39 | - | 0.26 | 9.30 | - | - | - | 0.65 | 0.88 | - | 0.32 |
| 1973-74 | 0.39 | - | 0.47 | 10.62 | - | - | - | 2.79 | 0.90 | - | 0.35 |
| 1974-75 | 0.51 | - | 0.54 | 16.10 | - | - | - | 2.78 | 1.43 | - | 0.55 |
| 1975-76 | 0.58 | - | 0.70 | 21.76 | - | - | - | 5.86 | 1.63 | - | 0.80 |
| 1976-77 | 0.84 | - | 0.81 | 25.53 | - | - | - | 8.18 | 1.78 | - | 0.86 |
| 1977-78 | 0.90 | - | 2.00 | 30.10 | - | - | - | 9.50 | 1.90 | - | 0.90 |
| 1978-79 | 0.78 | - | 1.99 | 32.54 | - | - | - | 10.19 | 2.12 | - | 1.38 |
| 1979-80 | 0.95 | - | 2.29 | 33.48 | - | - | - | 12.97 | 2.69 | - | 1.31 |
| 1980-81 | 1.07 | - | 2.17 | 62.92 | - | - | 8.98 | 12.47 | 3.19 | - | 1.83 |
| 1981-82 | 1.10 | - | 1.50 | 79.38 | - | - | 10.71 | 15.57 | 3.81 | - | 2.34 |
| 1982-83 | 1.49 | - | 2.02 | 81.89 | - | - | 13.48 | 18.33 | 5.11 | - | 2.16 |
| 1983-84 | 2.22 | - | 3.09 | 82.76 | - | - | 18.45 | 24.30 | 6.12 | - | 3.05 |
| 1984-85 | 2.25 | - | 2.44 | 87.66 | - | - | 20.62 | 21.66 | 7.23 | - | 4.01 |
| 1985-86 | 2.88 | - | 3.20 | 121.05 | - | - | 21.59 | 27.75 | 5.01 | - | 4.13 |
| 1986-87 | 4.02 | - | 3.55 | 120.73 | - | - | 24.54 | 25.76 | 5.17 | - | 5.05 |
| 1987-88 | 6.28 | - | 3.75 | 114.63 | - | - | 27.22 | 37.27 | 6.98 | - | 4.95 |
| 1988-89 | 4.46 | - | 4.21 | 119.88 | - | - | 34.11 | 31.84 | 5.49 | - | 4.48 |
| 1989-90 | 5.09 | - | 4.48 | 123.45 | - | - | 33.18 | 36.62 | 6.89 | - | 5.15 |
| 1990-91 | 7.57 | - | 4.91 | 122.60 | - | - | 35.98 | 41.14 | 7.30 | - | 6.05 |
| 1991-92 | 10.71 | - | 6.65 | 163.14 | - | - | 51.84 | 47.99 | 9.19 | - | 10.73 |
| 1992-93 | 12.80 | - | 7.99 | 178.65 | - | - | 62.97 | 52.32 | 9.27 | - | 9.24 |
| 1993-94 | 13.84 | - | 8.37 | 183.63 | - | - | 76.10 | 55.27 | 9.75 | - | 9.87 |
| 1994-95 | 14.92 | - | 9.26 | 205.68 | - | - | 80.93 | 70.67 | 12.66 | - | 11.15 |
| 1995-96 | 16.55 | - | 10.82 | 217.09 | - | - | 87.30 | 71.67 | 12.03 | - | 13.93 |
| 1996-97 | 19.30 | - | 11.34 | 308.55 | - | - | 89.82 | 69.45 | 14.08 | - | 12.76 |

Source: Annual Budget Statements of Balochistan Government
Estimates of Charged Expenditure and Demands for Grants

Note:
i
ii
iii
iv
v

BALOCHISTAN GOVERNMENT REVENUE EXPENDITURE

| Years | Subsidies | Food | Others | [Rs. in Million] | | | Interest On Domestic Debt Payable To Federal | Interest On Domestic Debt Payable To Federal | Interest On Foreign Debt Payable To Federal | Appropriation For Reduction Or Avoidance Of Debt | Grants And Subventions | Grants To Local Bodies |
|---------|-----------|-------|--------|--|---|------------------------------|---|---|--|---|---------------------------|---------------------------|
| | | | | Debt Servicing, Investible Funds & Grants | Debt Servicing (Interest Payment) | Interest On Domestic Debt | | | | | | |
| 1972-73 | 21.62 | 5.32 | - | 18.53 | 18.53 | 14.30 | - | - | 4.24 | - | - | |
| 1973-74 | 34.80 | 6.92 | - | 19.48 | 19.48 | 15.02 | - | - | 4.46 | - | - | |
| 1974-75 | 60.58 | 4.37 | - | 52.16 | 52.16 | 47.50 | - | - | 4.66 | - | - | |
| 1975-76 | 58.85 | 4.85 | 6.00 | 90.23 | 90.23 | 85.57 | - | - | 4.66 | - | - | |
| 1976-77 | 91.65 | 11.75 | 10.00 | 109.08 | 109.08 | 104.40 | - | - | 4.68 | - | - | |
| 1977-78 | 106.20 | - | - | 135.40 | 135.40 | 130.10 | - | - | 5.30 | - | - | |
| 1978-79 | 100.12 | - | - | 164.84 | 164.84 | 158.98 | - | - | 5.85 | - | - | |
| 1979-80 | 122.47 | - | 20.00 | 198.28 | 198.28 | 194.67 | - | - | 3.61 | - | - | |
| 1980-81 | 202.51 | - | 71.95 | 229.04 | 229.04 | 225.02 | - | - | 4.02 | - | - | |
| 1981-82 | 123.61 | - | 3.97 | 278.27 | 278.27 | 274.03 | - | - | 4.24 | - | - | |
| 1982-83 | 178.90 | - | 38.15 | 332.62 | 332.62 | 327.68 | - | - | 4.93 | - | - | |
| 1983-84 | 201.92 | - | 15.43 | 369.87 | 369.87 | 365.12 | - | - | 4.75 | - | - | |
| 1984-85 | 166.06 | - | 9.78 | 481.75 | 481.75 | 477.00 | - | - | 4.75 | - | - | |
| 1985-86 | 188.24 | - | - | 601.23 | 601.23 | 596.48 | - | - | 4.75 | - | - | |
| 1986-87 | 352.58 | - | - | 744.81 | 744.81 | 740.06 | - | - | 4.75 | - | - | |
| 1987-88 | 237.43 | - | - | 850.64 | 850.64 | 850.64 | - | - | - | - | - | |
| 1988-89 | 237.43 | - | - | 959.38 | 959.38 | 959.38 | - | - | - | - | - | |
| 1989-90 | 233.63 | - | - | 999.27 | 999.27 | 999.27 | - | - | - | - | - | |
| 1990-91 | 164.23 | - | - | 1247.67 | 1247.67 | 1247.67 | - | - | - | - | - | |
| 1991-92 | 227.55 | - | - | 1437.21 | 1437.21 | 1437.21 | - | - | - | - | - | |
| 1992-93 | 233.51 | - | - | 1786.07 | 1786.07 | 300.55 | 1457.59 | 27.94 | - | - | - | |
| 1993-94 | 250.00 | - | - | 2020.12 | 2020.12 | 366.64 | 1653.48 | - | - | - | - | |
| 1994-95 | 600.00 | - | - | 2025.26 | 2025.26 | 207.26 | 1818.00 | - | - | - | - | |
| 1995-96 | 600.00 | - | - | 2145.21 | 2145.21 | 246.28 | 1898.93 | - | - | - | - | |
| 1996-97 | 650.00 | - | - | 2396.44 | 2396.44 | 2196.44 | - | - | 200.00 | - | - | |

Source: Annual Budget Statements of Balochistan Government
Estimates of Charged Expenditure and Demands for Grants

Note:
i
ii
iii
iv
v

BALOCHISTAN GOVERNMENT CAPITAL EXPENDITURE

| Years | Grants To Non-Financial Institutions | Grants To Others | Unallocable | Current Capital Expenditure | Community Services | Economics Services | Debt Servicing, Investible Funds & Grants | Debt Servicing (Discharged / Repayment) | Domestic Debt Direct (Discharged / Repayment) | [Rs. in Million] | |
|---------|--|---------------------|-------------|-----------------------------------|-----------------------|-----------------------|--|---|--|------------------|-----------|
| | | | | | | | | | | Permanent | Floating |
| 1972-73 | - | - | - | 1364.31 | - | - | 1219.52 | 1215.04 | 1214.04 | 9.41 | 1204.63 |
| 1973-74 | - | - | - | 4746.65 | - | - | 4698.09 | 4691.00 | 4688.68 | 8.68 | 4680.00 |
| 1974-75 | - | - | - | 46021.79 | - | - | 46020.31 | 46012.46 | 46010.00 | - | 46010.00 |
| 1975-76 | - | - | - | 44002.03 | - | - | 44002.03 | 43993.03 | 43990.49 | 0.49 | 43990.00 |
| 1976-77 | - | - | - | 20204.86 | - | - | 20195.88 | 20184.98 | 20182.49 | 2.49 | 20180.00 |
| 1977-78 | - | - | 4.80 | 5550.10 | - | - | 5550.10 | 5542.70 | 5541.90 | 4.10 | 5537.80 |
| 1978-79 | - | - | 7.95 | 5188.30 | - | - | 5188.30 | 5178.50 | 5176.82 | 6.82 | 5170.00 |
| 1979-80 | - | - | 10.23 | 4123.48 | - | - | 4123.48 | 4102.88 | 4093.44 | 13.44 | 4080.00 |
| 1980-81 | - | - | 13.98 | 3423.72 | - | - | 3423.72 | 3413.74 | 3400.00 | - | 3400.00 |
| 1981-82 | - | - | - | 2357.23 | - | - | 2357.23 | 2342.72 | 2324.41 | 8.34 | 2316.07 |
| 1982-83 | - | - | - | 2695.34 | - | - | 2695.34 | 2684.44 | 2659.41 | 9.41 | 2650.00 |
| 1983-84 | - | - | - | 967.26 | - | - | 967.26 | 960.36 | 930.20 | 49.20 | 881.00 |
| 1984-85 | - | - | - | 506.89 | - | - | 506.89 | 498.05 | 455.25 | - | 455.25 |
| 1985-86 | - | - | - | 941.79 | - | - | 941.79 | 930.89 | 881.00 | - | 881.00 |
| 1986-87 | - | - | - | 1430.19 | - | - | 1430.19 | 1412.69 | 1354.35 | - | 1354.35 |
| 1987-88 | - | - | - | 1037.00 | - | - | 1037.00 | 1017.88 | 956.19 | - | 956.19 |
| 1988-89 | - | - | - | 989.90 | - | - | 989.90 | 971.78 | 835.60 | - | 835.60 |
| 1989-90 | - | - | - | 1165.20 | - | - | 1165.20 | 1146.08 | 1032.08 | - | 1032.08 |
| 1990-91 | - | - | - | 1509.82 | - | - | 1509.82 | 1490.70 | 1358.67 | - | 1358.67 |
| 1991-92 | - | - | - | 4370.59 | - | - | 4370.59 | 4351.47 | 4197.61 | - | 4197.61 |
| 1992-93 | - | - | - | 177654.08 | - | - | 177654.08 | 177634.24 | 177445.65 | - | 177445.65 |
| 1993-94 | - | - | - | 2807.34 | - | - | 2807.34 | 2785.29 | 1850.24 | - | 1850.24 |
| 1994-95 | - | - | - | 3088.59 | - | - | 3088.59 | 3068.59 | 2707.00 | - | 2707.00 |
| 1995-96 | - | - | - | 3043.55 | - | - | 3043.55 | 3017.55 | 2707.00 | - | 2707.00 |
| 1996-97 | - | - | - | 4413.06 | - | - | 4413.06 | 4393.06 | 3542.00 | - | 3542.00 |

Source: Annual Budget Statements of Balochistan Government
Estimates of Charged Expenditure and Demands for Grants

Note:
i
ii
iii
iv
v

BALOCHISTAN GOVERNMENT CAPITAL EXPENDITURE

[Rs. in Million]

| Years | Domestic Debt Payable To Federal Govt Repayment | Foreign Debt Payable To Federal Govt Repayment | Government Investment N.E.S. | Loans And Advances | Local Bodies | Non-Financial Institutions | Government Servants | Private Sector - Cultivators | Others | Unallocable |
|---------|---|--|------------------------------|--------------------|--------------|----------------------------|---------------------|------------------------------|--------|-------------|
| 1972-73 | 0.87 | 0.13 | - | 4.48 | 4.21 | - | 0.27 | - | - | 144.78 |
| 1973-74 | 0.03 | 2.30 | - | 7.09 | 6.00 | - | 1.09 | - | - | 48.56 |
| 1974-75 | 0.24 | 2.22 | - | 7.85 | 6.35 | - | 1.50 | - | - | 1.48 |
| 1975-76 | 0.34 | 2.20 | - | 9.00 | 6.20 | - | 2.80 | - | - | - |
| 1976-77 | 0.30 | 2.20 | - | 10.90 | 7.77 | - | 3.13 | - | - | 8.98 |
| 1977-78 | 0.60 | 0.20 | - | 7.40 | 3.90 | - | 3.50 | - | - | - |
| 1978-79 | 1.47 | 0.20 | - | 9.80 | 6.35 | - | 3.45 | - | - | - |
| 1979-80 | 4.15 | 5.28 | - | 20.60 | 17.10 | - | 3.50 | - | - | - |
| 1980-81 | 10.22 | 3.52 | - | 9.98 | 6.00 | - | 3.98 | - | - | - |
| 1981-82 | 14.68 | 3.64 | - | 14.51 | 9.61 | - | 4.90 | - | - | - |
| 1982-83 | 21.32 | 3.71 | - | 10.90 | 6.07 | - | 4.83 | - | - | - |
| 1983-84 | 26.18 | 3.98 | - | 6.90 | - | - | 6.90 | - | - | - |
| 1984-85 | 38.52 | 4.28 | - | 8.84 | - | - | 8.84 | - | - | - |
| 1985-86 | 45.15 | 4.74 | - | 10.90 | 4.00 | - | 6.90 | - | - | - |
| 1986-87 | 53.26 | 5.08 | - | 17.50 | 4.00 | - | 13.50 | - | - | - |
| 1987-88 | 56.45 | 5.24 | - | 19.12 | 4.00 | - | 15.12 | - | - | - |
| 1988-89 | 135.28 | 0.90 | - | 18.12 | 3.00 | - | 15.12 | - | - | - |
| 1989-90 | 113.52 | 0.48 | - | 19.12 | 4.00 | - | 15.12 | - | - | - |
| 1990-91 | 131.79 | 0.24 | - | 19.12 | - | - | 16.12 | 3.00 | - | - |
| 1991-92 | 153.86 | - | - | 19.12 | - | - | 16.12 | 3.00 | - | - |
| 1992-93 | 188.58 | - | - | 19.85 | - | - | 19.65 | 0.20 | - | - |
| 1993-94 | 935.06 | - | - | 22.05 | - | - | 18.05 | 4.00 | - | - |
| 1994-95 | 361.59 | - | - | 20.00 | - | - | 20.00 | - | - | - |
| 1995-96 | 310.55 | - | - | 26.00 | - | - | 26.00 | - | - | - |
| 1996-97 | 851.06 | - | - | 20.00 | - | - | 20.00 | - | - | - |

Source: Annual Budget Statements of Balochistan Government
Estimates of Charged Expenditure and Demands for Grants

Note:

- i
- ii
- iii
- iv
- v

BALOCHISTAN GOVERNMENT DEVELOPMENT EXPENDITURE

[Rs. in Million]

| Years | Development Expenditure | Agriculture | Forest, Wildlife, Etc. | Physical Planning & Housing | Industries Fuel & Mineral | Water & Power Irrigation | Education & Training | Culture & Tourism | Health | Social Welfare & Man Power | Law & Order |
|---------|-------------------------|-------------|------------------------|-----------------------------|---------------------------|--------------------------|----------------------|-------------------|--------|----------------------------|-------------|
| 1972-73 | 123.52 | 11.24 | 0.60 | 4.64 | 0.73 | 23.84 | 4.90 | - | 7.07 | - | - |
| 1973-74 | 230.95 | 17.34 | 2.77 | 11.14 | 7.71 | 52.14 | 6.00 | - | 3.26 | - | - |
| 1974-75 | 223.42 | 49.99 | 2.39 | 14.00 | 11.81 | 24.55 | 1.40 | - | 2.45 | - | - |
| 1975-76 | 293.22 | 18.49 | 3.68 | 13.54 | 2.50 | 59.19 | 2.97 | - | 0.94 | - | - |
| 1976-77 | 357.92 | 8.37 | - | 13.00 | 15.40 | 71.43 | - | - | - | - | - |
| 1977-78 | 339.60 | 26.10 | 1.80 | 6.50 | 22.50 | 77.70 | 8.60 | - | 1.60 | - | - |
| 1978-79 | 405.09 | 73.84 | 3.71 | 21.22 | 12.51 | 49.08 | 3.26 | - | 8.15 | - | - |
| 1979-80 | 437.48 | 40.75 | 4.08 | 28.11 | 12.87 | 65.23 | 4.47 | - | 3.95 | - | - |
| 1980-81 | 409.74 | 88.83 | 3.59 | 47.42 | 20.37 | 66.77 | 45.10 | 2.50 | 22.32 | 4.78 | 2.92 |
| 1981-82 | 484.94 | 112.71 | 4.12 | 69.70 | 33.49 | 72.79 | 49.48 | 2.70 | 24.49 | 4.70 | 5.25 |
| 1982-83 | 635.87 | 133.01 | 5.43 | 114.39 | 30.96 | 90.78 | 75.11 | 1.96 | 40.03 | 11.34 | 5.25 |
| 1983-84 | 702.91 | 142.78 | 8.76 | 75.53 | 39.04 | 80.92 | 88.10 | 2.45 | 44.15 | 59.80 | 8.49 |
| 1984-85 | 1077.35 | 170.35 | 10.80 | 159.92 | 31.93 | 147.09 | 122.07 | 1.25 | 51.03 | 52.61 | 14.40 |
| 1985-86 | 1333.99 | 149.06 | 6.85 | 176.38 | 13.03 | 261.23 | 177.54 | 6.68 | 71.66 | 98.44 | 7.82 |
| 1986-87 | 1462.17 | 243.07 | 5.99 | 220.62 | 11.83 | 228.31 | 120.72 | 3.39 | 50.92 | 100.59 | 15.70 |
| 1987-88 | 1895.32 | 217.73 | 9.68 | 205.80 | 15.10 | 249.78 | 253.26 | 17.14 | 168.54 | 39.85 | 39.21 |
| 1988-89 | 2240.02 | 334.75 | 8.88 | 326.68 | 25.45 | 332.78 | 250.09 | 23.80 | 135.05 | 83.74 | 71.46 |
| 1989-90 | 2356.10 | 310.04 | 13.77 | 388.52 | 14.85 | 400.02 | 241.18 | 16.92 | 140.14 | 50.25 | 70.22 |
| 1990-91 | 2725.09 | 167.65 | 3.60 | 440.01 | 11.99 | 652.79 | 294.22 | 14.59 | 150.41 | 63.20 | 87.37 |
| 1991-92 | 4275.34 | 400.37 | 0.92 | 641.96 | 28.83 | 1022.39 | 629.62 | 36.42 | 133.41 | 193.74 | 76.22 |
| 1992-93 | 4207.38 | 278.87 | 8.50 | 657.88 | 38.22 | 1211.41 | 325.55 | 17.97 | 207.74 | 76.63 | 75.56 |
| 1993-94 | 4365.69 | 342.07 | 55.72 | 839.37 | 8.40 | 458.78 | 844.65 | 11.99 | 305.92 | 642.82 | 33.70 |
| 1994-95 | 4873.84 | 552.51 | 10.58 | 750.53 | 4.17 | 798.31 | 907.03 | 30.11 | 483.69 | 228.76 | 66.54 |
| 1995-96 | 5785.96 | 818.13 | 36.66 | 1813.14 | 13.59 | 813.85 | 2102.69 | - | 75.74 | 4.36 | 53.68 |
| 1996-97 | 5495.24 | 569.63 | 26.64 | 1645.38 | 8.34 | 737.41 | 2354.43 | - | 86.45 | 4.24 | 23.60 |

Source: Annual Budget Statements of Balochistan Government
Estimates of Charged Expenditure and Demands for Grants

Note:
i
ii
iii
iv
v

BALUCHISTAN GOVERNMENT DEVELOPMENT EXPENDITURE

| Years | Transport & Communications | Regional Planning (Planning & Dev.) | Rural Development | Statistical Research | Science & Technology | Women/Pop. Welfare | Environment | Loans To Local/Auto. Bodies | Block Allocation | Operational Shortfall | Foreign Project Assistance | Tameer-e-Province Programme |
|---------|----------------------------|-------------------------------------|-------------------|----------------------|----------------------|--------------------|-------------|-----------------------------|------------------|-----------------------|----------------------------|-----------------------------|
| 1972-73 | 53.44 | - | - | - | - | - | - | - | 17.06 | - | - | - |
| 1973-74 | 110.75 | 2.00 | - | - | - | - | - | - | 17.84 | - | - | - |
| 1974-75 | 109.55 | - | - | - | - | - | - | - | 7.29 | - | - | - |
| 1975-76 | 162.25 | - | - | - | - | - | - | - | 29.65 | - | - | - |
| 1976-77 | 195.11 | - | - | - | - | - | - | - | 54.61 | - | - | - |
| 1977-78 | 159.00 | 19.60 | - | - | - | - | - | - | 16.20 | - | - | - |
| 1978-79 | 195.34 | - | 36.43 | - | - | - | - | - | 1.55 | - | - | - |
| 1979-80 | 240.93 | - | 28.13 | - | - | - | - | - | 8.97 | - | - | - |
| 1980-81 | 77.66 | - | 27.49 | - | - | - | - | - | - | - | - | - |
| 1981-82 | 78.62 | - | 26.90 | - | - | - | - | - | - | - | - | - |
| 1982-83 | 67.29 | - | 60.33 | - | - | - | - | - | - | - | - | - |
| 1983-84 | 97.49 | - | 55.42 | - | - | - | - | - | - | - | - | - |
| 1984-85 | 265.31 | - | 50.59 | - | - | - | - | - | - | - | - | - |
| 1985-86 | 239.90 | - | 124.79 | - | - | - | 0.24 | - | 0.35 | - | - | - |
| 1986-87 | 157.35 | - | 296.90 | - | - | 5.25 | 0.84 | - | 0.70 | - | - | - |
| 1987-88 | 258.42 | - | 410.80 | - | - | 8.76 | 1.27 | - | - | - | - | - |
| 1988-89 | 407.93 | - | 234.62 | - | - | 4.42 | - | - | 0.38 | - | - | - |
| 1989-90 | 546.12 | - | 162.26 | - | - | - | 1.23 | - | 0.59 | - | - | - |
| 1990-91 | 593.77 | - | 218.59 | - | - | 18.11 | 0.23 | - | 8.56 | - | - | - |
| 1991-92 | 775.90 | - | 330.05 | - | - | - | 0.21 | - | 5.31 | - | - | - |
| 1992-93 | 876.68 | - | 403.06 | - | - | 19.22 | 0.90 | - | 9.19 | - | - | - |
| 1993-94 | 592.45 | - | 160.50 | - | - | 65.29 | - | - | 4.03 | - | - | - |
| 1994-95 | 797.80 | - | 182.41 | - | - | 52.76 | - | - | 8.65 | - | - | - |
| 1995-96 | - | - | 25.00 | - | - | - | - | - | 29.13 | - | - | - |
| 1996-97 | - | - | - | - | - | - | - | - | 39.11 | - | - | - |

Source: Annual Budget Statements of Baluchistan Government
 Estimates of Charged Expenditure and Demands for Grants

- Note:
 i
 ii
 iii
 iv
 v